

A lifestyle photograph of three people (two men and one woman) sitting on a rocky shore next to a body of water. The woman is in the foreground, wearing a red and blue striped shirt. The two men are sitting behind her, one in a dark shirt and the other in a dark shirt and light shorts. A small boat is visible in the water in the background. The sky is blue with white clouds. The overall mood is relaxed and leisurely.

# UTTERN

MODEL YEAR 2019

MY boat  
MY freedom





# ONCE YOU DISCOVER THE FREEDOM WITHIN SUDDENLY LIFE HAS NO LIMITS.

Freedom is all about having the space to be your true self. In listening to our customers, we have found how best to refine each element of our craft to make them the best they can be.

Always guided by simplicity and functionality, nothing is superfluous, we bring you real solutions that meet your practical needs. With features such as the integrated all-weather canopy and generous, convivial cockpit we ensure you get the most out of your time on the water.

Here are boats with an inner sense of confidence, where understated, classic Scandinavian style meets everyday practicality. Come rain or shine, an Uttern boat is created to take you where you want to be. To freedom within.

---

DISCOVER  
THE WORLD  
OF UTTERN

[WWW.UTTERN.COM](http://WWW.UTTERN.COM)



# DESIGNED AROUND YOU, BUILT FOR THE REAL WORLD

Explore hidden shores. Relax on deck. Take a dip from the swim platform. Enjoy sunny days and gentle breezes. Inspired by classic boat design, yet with a thoroughly contemporary feel, an Uttern allows you to escape and discover a sense of natural simplicity. From our trademark classic shapes and flowing symmetry to a strong sense of practicality, so many things come together to make your Uttern boating experience special, wherever your journey takes you.

Whatever the weather, our boats are built to handle Nordic conditions and the unpredictable power of nature. Robust and stable in the water, they are characterised by their spacious freeboard and conveniently placed grab rails. A generous cockpit depth and a high line add to the feeling

of confidence and safety without restricting access to the water. And should the weather take a turn for the worse, the integrated canopy can be quickly deployed to keep the elements at bay.

Together with the finesse of the overall finish, every aspect has been carefully engineered to ensure each feature is integrated seamlessly. With practicality always at its heart, navigation on and off the boat is easy whilst the stern houses a versatile cockpit with ample storage.

WELCOME TO UTTERN,  
THE CONSIDERED CHOICE







## THE PREMIUM EDITION

THE BEST WAY TO GET  
THE OPTIONS YOU NEED



People are different. So why should every boat be the same? We have designed our boats for optimal use, but we know that everybody has their own preferences. That's why we are introducing the Premium Edition.

The Premium Edition gives you what you need: a variety of option sets that are most frequently requested by our customers. So you can be sure you get the options you want. They also save you an average of 10% when compared to ordering options separately.

Best of all, the Premium Edition has short delivery times and is probably already available at your local dealer right now – you'll be on the water before you know it.











# CONTENT

---

p. 5	Premium Edition
p. 8	D77
p. 14	D70
p. 20	NEW D65
p. 26	D57
p. 30	T70
p. 36	NEW T65
p. 42	T57
p. 46	T51
p. 50	NEW S65
p. 56	S57
p. 60	S51
p. 64	S45
p. 68	C77
p. 74	Specifications, Packs & Editions







# D77

## THE STANDARD-BEARER FOR DAY-CRUIISING



Wherever you want to go this weekend, the D77 will take you there in comfort and style. The D77 accommodates nine and up to four people for overnight cruising. It is ideally suited for refined sport and leisure use with family and friends.

Designed for fast and stable cruising, the D77 offers powerful performance and uncompromising safety that really go the distance. Superior navigation equipment, ergonomically designed pilot and passenger seating and refined accommodation facilities all combine to provide the complete luxury package, whether it's for skiing, water sports, island hopping or coastal cruising. Plus, with its top engine configuration of single 400hp or twin 200hp Mercury outboards, the D77 offers a performance that few others in its class can match.

The last word in versatility and comfort, the D77 is packed with luxury options fitted as standard. Laminated teak decking and flooring. A teak dining table that suited for five people. Three different cockpit configurations from comfortable cockpit seating to dining area to spacious sun lounge.

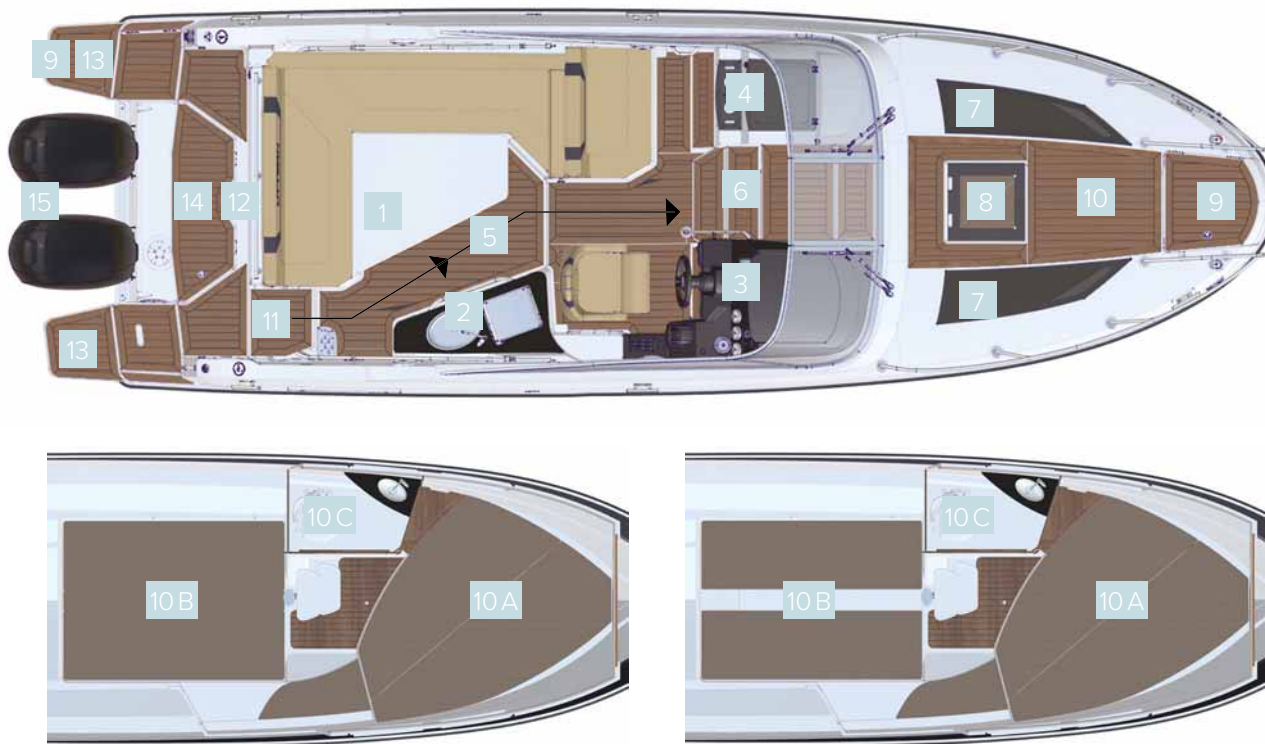
Not to mention safety and convenience features such as the high stainless steel bow guardrails, wide steps to the bow and twin aft swim platforms.

With overnight accommodation facilities designed to cater for up to four adults, the D77 offers a spacious and airy double forward cabin, twin mid-berths, a practical yet private marine toilet with its own window and a robust and practical galley with a refrigerator, fresh water system and stove. The interiors are fitted out in elegance and style, with eye for detail in the upholstery finishing and cabinets giving an overall impression of space and ergonomic design with a sense of refinement.

The D77 can quickly transform into a stylish performance day boat for up to 9 people, offering multiple configurations for fun and leisure use with family and friends. Moreover, its excellent sea handling and intelligent options such as windscreen wipers and defrost mean that you can enjoy the D77 in most weather conditions and throughout the year.

### PREMIUM EDITION

Be sure to get what you need: the Premium Edition is based on the options that are most frequently requested by our customers. In addition to that you save an average of 10% when compared to ordering options separately and this edition is probably already available at your local dealer right now.



## D77 PRODUCT FEATURES

1. Versatile cockpit area, convertible for: 1) cruising and dining area 2) sun lounge area with inclined backrest 3) completely extended sun lounge area for maximum sunbathing capacity and easy water access
2. Permanent galley with stainless steel sink with cutting board lid, standard 12V cooler, optional fridge & countertop stove
3. Ergonomic helm with SmartCraft instrumentation with mounting space for optional 9" GPS/Chart plotter
4. Storage area for small items and beverages in front of pilot and co pilot seats
5. Easy walking access from bow to stern
6. Wide steps to access the foredeck
7. Large skylights on deck and the side of the hull for ample light in cabin
8. Cabin hatch provides ventilation
9. Anchor – windlass
10. Cabin for 4 adults: (A) Main forward berth, (B) mid berth, (C) separated sink and sea toilet
11. Wide aft cockpit entry
12. Enclosed canvas storage
13. Double swim platform
14. Motor well bridge: easy access to both sides of transom
15. Single or twin engine configuration capability of max 400 hp







## D77 PRODUCT SPECIFICATION

Length overall (m)	7,69
Beam maximum (m)	2,55
Height - without canvas (m)	2,26
Dry weight without engine (kg)	1848

Fuel capacity (l)	280
CE design category	C
Maximum number of people	9
Maximum power (hp)	400







### D77 Premium Edition contains:

#### Cockpit Comfort Pack

- Shower
- Ski mast
- Refrigerator
- Wallas 800 stove with heater

#### Cabin Comfort Pack

- Diesel heater
- Curtains

#### Electronic Pack

- 9" GPS/Chart plotter NSS evo3
- Stereo Fusion with 6 speakers
- VesselView link digital interface
- DAB Stereo kit with Antenna













# D70

## EXPERIENCE THE DIFFERENCE



Break away for a day trip or a weekend on the water. The D70's deep cockpit and full windscreen keep you and your passengers safe and dry during the ride. Inside, the cabin's wide windows offer the best views you'll ever find in a 7-meter boat.

Customisation is key. The cockpit area offers 3 configurations, several packs allow for significant upgrades of the boat's accessories and there's a whole range of Mercury engines available.

The D70 is powered by a single outboard Mercury engine with up to 300 hp, ensuring secure and agile navigation. Accessibility features include a wide cockpit entry, smartly positioned handrails all around, easy walking access from bow to stern and swim platforms to slide into the water.

With its deep cockpit, the boat is also suitable to take children along for a safe ride. A full windscreen with windscreen wiper adds to the weather protection. Its distinctive external lines give the boat an uncluttered, smooth and sporty look. Eye catchers are the bicolour helm, the sleek windshield and anthracite grey or cool beige hull colour. Smart design created room for

integrated armrests with cup holders, a cockpit galley for outside cooking and invisible canvas storage. The cabin makes the most of the available space and light with a roomy berth, large windows and integrated storages.

Passengers are well taken care of wherever they are on the D70. The large cockpit lets you enjoy being outside and on the water as much as possible. It includes a full galley with sink, Wallas stove with heater and refrigerator. Large swim platforms provide easy access to the water and wide steps do the same for cabin entry.

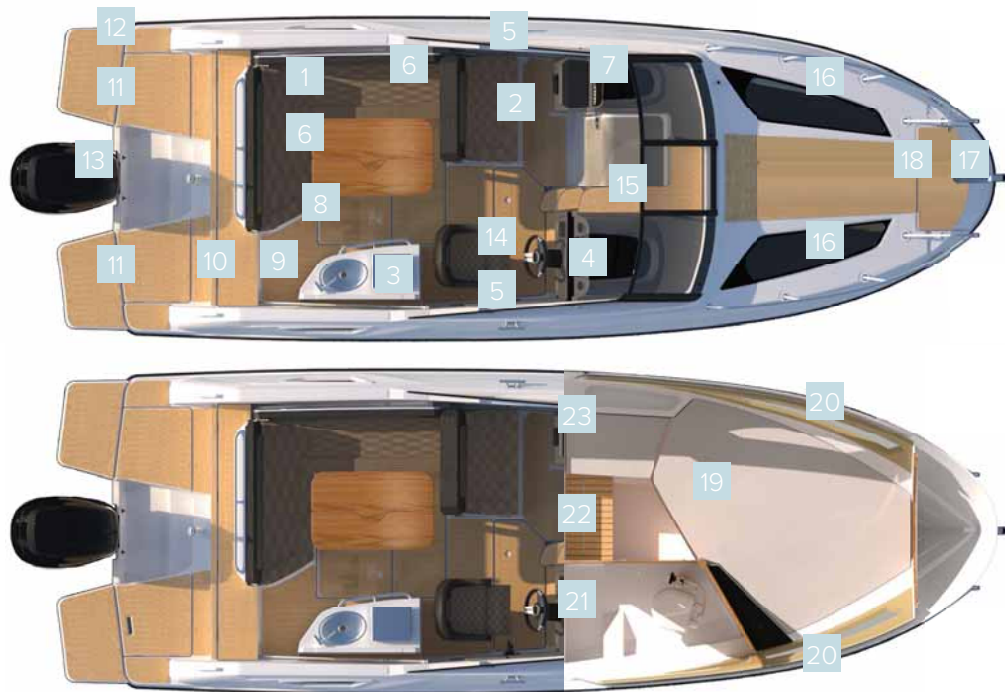
The cabin boasts room for 2 to spend the night and see the sun rise through its wide side windows. Plus, there's a full enclosed marine toilet.

How do you like your cockpit area? Its adjustable reclining bench offers 3 configurations: up, chaise lounge and extra-large sun lounge. These let you choose from a multitude of activities: talk, dine, relax, read, sunbathe, you name it! The co-pilot seat has a dual function as well. Sit down in the forward-facing seat or use it to extend the seating area and sun lounge.

### PREMIUM EDITION

Be sure to get what you need: the Premium Edition is based on the options that are most frequently requested by our customers. In addition to that you save an average of 10% when compared to ordering options separately and this edition is probably already available at your local dealer right now.





## D70 PRODUCT FEATURES

1. Versatile cockpit area: Suitable for 1. Cruising and dining  
2. Relaxing and reading with the inclinable backrest  
3. Extra-large sun lounge and easy water access
2. Double co-pilot seat with bi-directional seat backrest and storage underneath the seat
3. Optional permanent galley with integral sink, cutting board, Wallas 800 stove with heater and refrigerator (located under the co-pilot seat)
4. Ergonomic helm with SmartCraft instrumentation with mounting space for optional 9" GPS/Chart plotter
5. Integrated armrests and blue LED cup holders on both starboard and portside
6. Storage below seating and dedicated storage for the cockpit table
7. Convenient storage area for small items for co-pilot
8. Deep cockpit for more safety and dryer ride
9. Wide aft cockpit entry
10. Integrated canvas storage
11. Swim platform extensions
12. Transom windlass
13. Single engine configuration up to max 300 hp
14. Comfortable bucket seat with flip bolster & swivel
15. Permanent and easy access to the cabin and foredeck
16. Large skylight on deck for ample light in cabin
17. Anchor storage/windlass
18. Safe access via the bow
19. Spacious cabin with double berth and large storage
20. Large side windows with opening portlights for natural lighting and ventilation
21. Fully enclosed sea toilet
22. Wide step for convenient and safe access
23. Bench with underneath storage







## D70 PRODUCT SPECIFICATION

Length overall (m)	6,99
Beam maximum (m)	2,55
Height - without canvas (m)	2,03
Dry weight without engine (kg)	1550
Fuel capacity (l)	280
CE design category	C
Maximum number of people	8
Maximum power (hp)	300







### D70 Premium Edition contains:

#### Cockpit Comfort Pack

- Cockpit shower
- Ski mast
- Refrigerator
- Full galley with sink and Wallas stove

#### Electronic Pack

- 9" GPS/Chart plotter NSS evo3
- Stereo Fusion with 4 speakers
- VesselView link digital interface
- DAB Stereo kit with Antenna













# D65

## SLEEK, SPORTY AND SPACIOUS



The D65 combines a sleek design with a sporty set-up and smart use of space. That makes it hard to tell who will have the most fun: you as the captain or the friends and family you bring along? There's room for up to 7 people who love to cruise and soak up the sun.

A clearly defined step-out area tells all passengers where to enter and exit the boat. This allows you to get in the boat in a fast and secure manner. Once on board, there's easy walking access from bow to stern. And if you want to go for a swim, the large swim platform is the way to go. An ergonomic helm station and a deep cockpit make sure captain, crew and kids are safe at all times.

Large portside steps give easy access to the foredeck. This unique deck layout frees up space in the centre of the boat. And that is where you'll find a semi-transparent door. Slide it open to enter the U-shaped cabin that converts into a comfortable double berth. Ample light and ventilation are provided through the translucent cabin door, an opening portlight and a deck hatch. Back outside, the helm can be equipped with SmartCraft instrumentation and, a high tech 9-inch GPS.

Most of the action on the D65 happens in the cockpit area. The double, bi-directional co-pilot seat makes it possible remain face forward when cruising or extend the social area to spend time together. Over dinner, for example. And if you add the starboard flip seat to your boat configuration, even more people gather around the cockpit table. The cockpit can be turned into a sun lounge within minutes. And, if you put the aft seat down that sun lounge becomes even bigger.

Storage space is integrated below the swim platform and underneath the cockpit seats. All of that space is available to store away personal belongings. The fenders, and even the optional canvas all have their own dedicated storage space. Of course, you'll find even more storage room in the cabin.

### PREMIUM EDITION

Be sure to get what you need: the Premium Edition is based on the options that are most frequently requested by our customers. In addition to that you save an average of 10% when compared to ordering options separately and this edition is probably already available at your local dealer right now.





## D65 PRODUCT FEATURES

1. Deck with hatch
2. Anchor storage and step-out area via the bow
3. Wide steps to access deck
4. Stylish windshield and ergonomic helm station. With instrumentation and mounting space for a 9" GPS/Chart plotter.
5. Integrated armrests and cup holder
6. Semi-transparent sliding cabin door
7. Versatile cockpit area suitable for 1. Cruising and dining, 2. Relaxing and reading with the inclinable backrest, 3. Sun lounge and extended sun lounge with easy water access
8. Pilot bolster seat
9. Double co-pilot seat with bi-directional seat backrest and optional refrigerator below seat
10. Dedicated fenders storage or galley with stainless steel sink, cutting board & butane stove
11. Cockpit hatch for easy access to underdeck components
12. Deep cockpit to ensure children's and adult's safety when moving around the boat
13. Integrated canvas storage
14. Plenty of convenient storage throughout the boat
15. Large swim platforms and motor well step for easy access to both sides of transom
16. Swim ladder
17. Single engine configuration up to max 225 hp
18. Cabin with seating area that is convertible to a double berth
19. Optional pull out marine toilet
20. Opening portlight







## D65 PRODUCT SPECIFICATION

Length overall (m)	6,28
Beam maximum (m)	2,46
Height - without canvas (m)	1,83
Dry weight without engine (kg)	1234
Fuel capacity (l)	230
CE design category	C
Maximum number of people	7
Maximum power (hp)	225







### D65 Premium Edition contains:

- Ski Pole
- Refrigerator
- Cockpit Shower
- Sea Toilet
- Sink with Tap
- Butane Stove
- LED Courtesy Lights

### Electronic Pack

- 9" GPS/Chart plotter NSS evo3
- Stereo Fusion with 2 speakers
- VesselView link digital interface
- DAB Stereo kit with Antenna













# D57

## DAY CRUISING WITH NO COMPROMISE



The Uttern D57 is a compact version of our highly popular D62. A Scandinavian-style boat with a soft sporty feel, it takes dining, relaxation and sports in its stride. The trademark Uttern flair for design has been once again put to good use in its design of a new hull, already acclaimed for its dependability and comfort.

Maintaining flexibility and comfort is the key to creating a successful day cruiser, and it is nicely showcased here in the spacious cockpit with its convivial cocktail dining table to seat 5, which simply packs away when required to leave space to stretch out in the sun. An integrated 12v cooler means chilled food and drinks are always on hand even on the longest, warmest days. Easy, stepped access to the water at the stern is combined with a good cockpit depth for a secure feeling on board, even with young passengers. The addition of a ski mast adds an exhilarating option for those who enjoy their water sports.

A downpour does not spell disaster here, as the full enclosure canopy can be quickly and easily deployed. When not required, the canvas packs neatly away thanks to its integrated canvas storage system, which also has space to store other items such as navigation lights and water ski mast. What's more, this boat also has the best integrated bow-to-stern water management system, featuring gasketed door and bow floor drain.

The D57's large foredeck hatch makes life below deck a light and airy experience whilst 4 storage compartments over the transom help keep life aboard uncluttered and organised.

Behind its good-looking, fun-loving exterior, however, serious thought has gone into providing a range of safety features which come as standard. Hydraulic steering, a sport steering wheel, compass, SmartCraft gauges are all there to ensure your journeys go smoothly and safely. For good looks that last, hardwearing antifouling paint finish and laminated teak floors also come as standard.

Looking for additional comfort? Then the Premium Edition will give you what you need.

### PREMIUM EDITION

Be sure to get what you need: the Premium Edition is based on the options that are most frequently requested by our customers. In addition to that you save an average of 10% when compared to ordering options separately and this edition is probably already available at your local dealer right now.





## D57 PRODUCT FEATURES

1. Versatile cockpit area: cruising and dining with removable real teak table
2. Pilot & co-pilot bucket seats with flip bolster and swivel, pivoting seats
3. Ergonomic helm with SmartCraft instrumentation and mounting space for optional 7" GPS/Chart plotter
4. Storage below seating and dedicated storage for cockpit table and 12v cool box
5. Convenient storage area for small items for co-pilot
6. Deep cockpit for enhanced safety
7. Integrated swim ladder and optional cockpit shower
8. Large swim platform for safe and easy access in and out of the water
9. Integrated canvas storage
10. Single engine configuration up to max 150 hp.
11. Permanent and easy access to the cabin and foredeck
12. Safe access via the bow
13. Spacious cabin with double berth and large storage







### D57 PRODUCT SPECIFICATION

Length overall (m)	5,73
Beam maximum (m)	2,29
Height - without canvas (m)	1,85
Dry weight without engine (kg)	920
Fuel capacity (l)	110
CE design category	C
Maximum number of people	6
Maximum power (hp)	150









# T70

BE ONE WITH THE WATER



The T70 is Uttern's flagship model in the T series. The sporty and spacious bow rider combines comfort with design and performance. It's a smart choice if you want to take family and friends out for a day of delight on the water. The T70 fits 8 and is compatible with Mercury engine configurations from 150 to 300 hp, ensuring powerful and safe navigation at all times.

The T70's deep cockpit is made for safe and dry rides, while the boat's spacious design and its bow and stern handrails allow passengers to move around the boat freely. The large cockpit sun lounge gives easy and direct access to the water, with an integrated swim ladder and an optional swim platform extension to help you get in or out. A Mercury outboard engine (150 to 300 horsepower) guarantees a secure navigation in all weather conditions.

The T70's versatility is most at play in the cockpit area. Its default configuration provides ample space for socialising and dining with the removable teak table. A fully enclosed canvas keeps you dry and warm on rainy days. Better weather calls for the chaise lounge set-up. Switch between reading and relaxing with the 120° inclinable backrest. And when the sun's really out,

you convert the cockpit into an extra-large sun lounge. Also, the pilot swivel chair and bidirectional co-pilot seat help you to enlarge the cockpit space. And if you fully want to go for the sun you can convert the bow area in a full sun lounge as well.

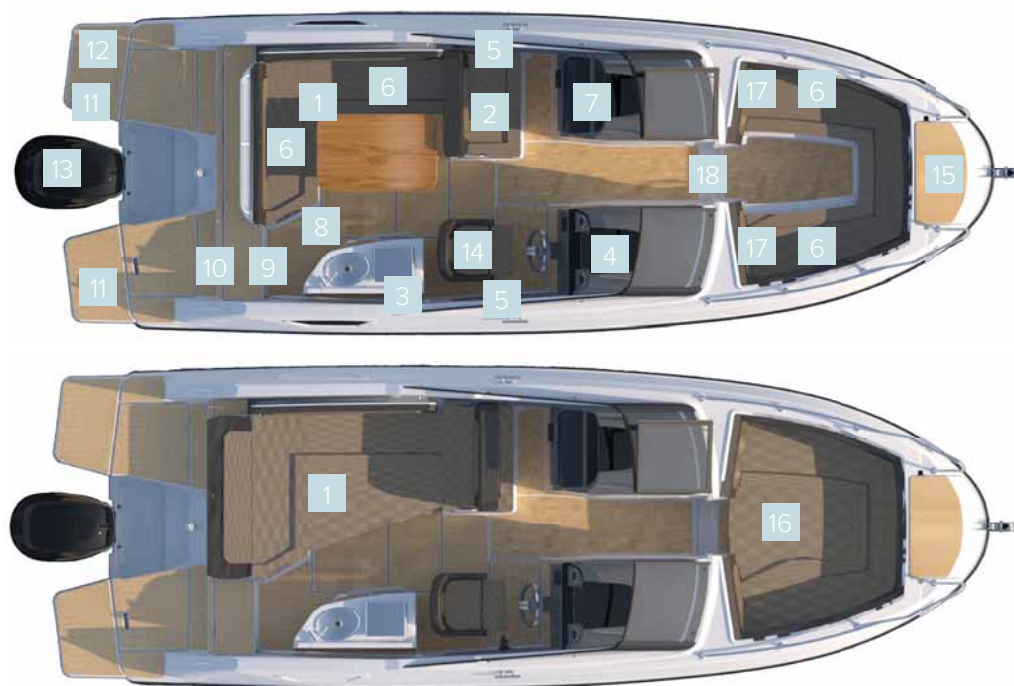
The distinctive external lines of the T series add to the T70's sleek and sporty look. The bicolour helm, sport steering wheel and tinted windshield both look sharp and help you to drive safely. More design features are seamlessly integrated all over the boat, such as stylish armrests, cup holders with LED lighting and laminated teak flooring. Upgrade options like the permanent galley allow for an even more luxurious experience.

The pilot seat is a comfortable bucket seat with flip bolster and swivel. Next to it, the T70 has a double bidirectional co-pilot seat. That means there's room for 3 people to either look at the uncharted waters ahead or to turn to the familiar faces in the cockpit area. The ergonomic helm station features a tinted windshield, SmartCraft instrumentation and an optional 9" Simrad GPS/chartplotter. Dedicated storage area is available in front of the co-pilot seat and at all corners of the boat.

## PREMIUM EDITION

Be sure to get what you need: the Premium Edition is based on the options that are most frequently requested by our customers. In addition to that you save an average of 10% when compared to ordering options separately and this edition is probably already available at your local dealer right now.





## T70 PRODUCT FEATURES

- 1.** Versatile cockpit area: Suitable for 1. Cruising and dining  
2. Relaxing and reading with the inclinable backrest  
3. Extra-large sun lounge for a maximum sunbathing capacity and easy water access
- 2.** Double co-pilot seat with bi-directional seat backrest and storage underneath the seat
- 3.** Optional permanent galley with integral sink, cutting board and Wallas 800 stove with heater
- 4.** Ergonomic helm with SmartCraft instrumentation with mounting space for optional 9" GPS/Chart plotter
- 5.** Integrated armrests and blue LED cup holders on both starboard and portside
- 6.** Storage below seating and dedicated storage for the cockpit table
- 7.** Convenient storage area for small items for co-pilot
- 8.** Deep cockpit for more safety and dryer ride
- 9.** Wide aft cockpit entry
- 10.** Integrated canvas storage
- 11.** Swim platform extensions
- 12.** Transom windlass
- 13.** Single engine configuration up to max 300 hp
- 14.** Comfortable bucket seat with flip bolster & swivel
- 15.** Anchor storage/windlass
- 16.** Wide bow area to relax and socialize; the bow area converts into a sun lounge
- 17.** Large bow seats with integrated armrests and blue LED cup holders
- 18.** Unique bow drain system avoids water to accumulate and flow into the cockpit







## T70 PRODUCT SPECIFICATION

Length overall (m)	6,99
Beam maximum (m)	2,55
Height - without canvas (m)	2,03
Dry weight without engine (kg)	1446
Fuel capacity (l)	280
CE design category	C
Maximum number of people	8
Maximum power (hp)	300







## T70 Premium Edition contains:

### Cockpit Comfort Pack

- Cockpit shower
- Ski mast
- Refrigerator
- Full galley with sink and Wallas stove

### Electronic Pack

- 9" GPS/Chart plotter NSS evo3
- Stereo Fusion with 4 speakers
- VesselView link digital interface
- DAB Stereo kit with Antenna













# T65

IN TOUCH WITH THE WATER.



The T65 is a great boat to stay in touch with the water. Up to 7 people pick a spot in the bow area or in the cockpit. Not a single inch of deck surface is left unused, yet the designers still found a way to integrate a compact, functional cabin.

Safety begins at the helm station. It holds ample space for optional navigation and engine hardware such as a GPS/chart plotter, Mercury VesselView Link, Active Trim and Zipwake Dynamic Trim Control. This equipment will help you get even better handling and get the best performance while reducing the consumption. The Mercury engine itself ensures a sporty and reliable handling from 115 up to 225 hp. Also, a deep cockpit and high freeboard at the bow allow for both children and adults to sit down and move around on the boat in all safety.

The bow is separated from the rest of the T65 by an access door with a drain system to keep the cockpit dry. A conveniently designed portside walkway makes it easy to go from stern to bow and back. There is no level difference between both areas and the whole of the surface remains at your disposal at all times. Piloting comfort is a given thanks to twin bolster seats on a polyester pedestal base and twin cup holders. Cheers!

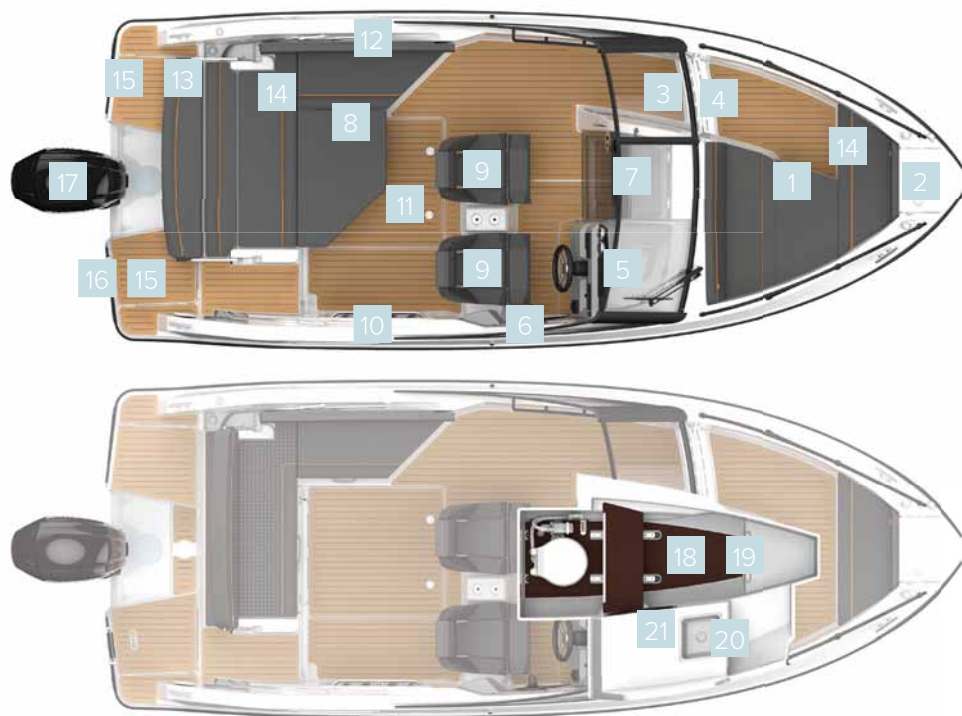
Did you cruise towards your favourite spot on the water? Or do you just feel like a quick break? Awesome idea! Option 1: switch the position of the backrest to face the water when you are relaxing on the aft seat. Option 2: mount the dinner table. Option 3: convert the cockpit area and/or the bow into large sun lounges. In the cabin, you decide what to add: a pull-out sea toilet, a sink, a fridge drawer or all of the above.

The T65 has storage underneath the swim platform, the aft seat and the cockpit seats. All of that space is available for whatever you want to bring on board. Do you also want a bimini with enclosure? If so, no need to ask yourself where these things go: there's integrated storage that facilitates quick deployment.

## PREMIUM EDITION

Be sure to get what you need: the Premium Edition is based on the options that are most frequently requested by our customers. In addition to that you save an average of 10% when compared to ordering options separately and this edition is probably already available at your local dealer right now.





## T65 PRODUCT FEATURES

1. Sociable bow area that can be converted to sun lounge
2. Anchor storage and step-out area via the bow
3. Bow to stern walkthrough
4. Drain system to avoid water accumulation
5. Stylish windshield and ergonomic helm station. With instrumentation and mounting space for a 9" GPS/Chart plotter.
6. Integrated armrests and cup holder
7. Semi-transparent sliding cabin door
8. Versatile cockpit area suitable for 1. Cruising and dining, 2. Relaxing and reading with the inclinable backrest, 3. Sun lounge and extended sun lounge with easy water access
9. Twin bolster seats with integrated cup holders. The seats are mounted on a pedestal to minimize shocks and vibrations while navigating.
10. Dedicated fenders storage or galley with stainless steel sink, cutting board & butane stove
11. Cockpit hatch for easy access to underdeck components
12. Deep cockpit to ensure children's and adult's safety when moving around the boat
13. Integrated canvas storage
14. Plenty of convenient storage throughout the boat
15. Large swim platforms and motor well step for easy access to both sides of transom
16. Swim ladder
17. Single engine configuration up to max 225 hp
18. Cabin with optional pull out marine toilet
19. Opening portlight
20. Optional sink
21. Optional refrigerator







### T65 PRODUCT SPECIFICATION

Length overall (m)	6,28
Beam maximum (m)	2,46
Height - without canvas (m)	1,83
Dry weight without engine (kg)	1274
Fuel capacity (l)	230
CE design category	C
Maximum number of people	7
Maximum power (hp)	225







### T65 Premium Edition contains:

- Ski Pole
- Ice Drawer
- Cockpit Shower
- Sea Toilet
- LED Courtesy Lights
- Sink with Tap
- Butane Stove

#### Electronic Pack

- 9" GPS/Chart plotter NSS evo3
- Stereo Fusion with 2 speakers
- VesselView link digital interface
- DAB Stereo kit with Antenna













# T57

## THE GREAT ESCAPE



You'll have no trouble surrounding yourself with friends and family in this sporty and generously-proportioned bow rider. The T57 has the most capacious bow area in a twin console boat, with a generous u-shaped seating area which converts into a luxurious sun deck, making the perfect environment for relaxing family trips and a sporting day out with friends.

As ever, intelligent use of space is a key feature, so the integrated stowaway compartments include multi-use storage area for bulky sports equipment such as the ski mast but also dedicated storage for the fully enclosed canvas. This is also the only boat with 4 storage compartments over the transom area, so dining, diving, fishing and skiing gear can all be easily accommodated. A 12v cooler is a welcome option for many, keeping food and drinks delightfully fresh on the longest hottest days.

Uttern's flair for practical features is further showcased with its integrated deck water management system; running from stern to cockpit it features a gasketed door and bow floor drain. The optimal design of the boat marries good cockpit depth with easy access to the water for a secure feeling afloat.

With a wealth of features which are conspicuously absent in its competitors' equivalents, the T57 gives you an enviable combination of space, style, practicality and comfort for convivial days on the water.

You can further personalise the boat with the Premium Edition, adding that extra touch of style and comfort.

### PREMIUM EDITION

Be sure to get what you need: the Premium Edition is based on the options that are most frequently requested by our customers. In addition to that you save an average of 10% when compared to ordering options separately and this edition is probably already available at your local dealer right now.





## T57 PRODUCT FEATURES

1. Versatile cockpit area convertible to dining area with removable real teak table
2. Pilot & co-pilot bucket seats with flip bolster and swivel, pivoting seats
3. Ergonomic helm with SmartCraft instrumentation and mounting space for optional 7" GPS/Chart plotter
4. Storage below seating and dedicated storage for cockpit table and 12v cool box
5. Convenient storage area for small items for co-pilot
6. Deep cockpit for enhanced safety
7. Integrated swim ladder and optional cockpit shower
8. Large swim platform for safe and easy access in and out of the water
9. Integrated canvas storage
10. Single engine configuration up to max 150 hp.
11. Versatile bow area to relax and socialize; the bow area converts into a sun lounge
12. Large bow seats with storage below seating
13. Unique bow drain system avoids water to accumulate and flow into the cockpit







### T57 PRODUCT SPECIFICATION

Length overall (m)	5,73
Beam maximum (m)	2,29
Height - without canvas (m)	1,85
Dry weight without engine (kg)	895
Fuel capacity (l)	110
CE design category	C
Maximum number of people	6
Maximum power (hp)	150









# T51

## SMALL PRICE, BIG CONCEPT



This fun and affordable bow rider is backed by serious design and technology. Whether you plan a romantic getaway, adventuring with friends or a family day out, the T51 packs in all the features you need to enjoy yourselves in style and comfort. You will appreciate its fuel efficiency and its design for simplified boat maintenance: ownership of a T51 a far less costly and complicated affair than you might have imagined. We've put a lot of work into keeping things simple for you.

When you step aboard the T51 and feel that sense of serenity and security, it's because our designers have been busy behind the scenes on your behalf, perfecting all those features which make a day on the water a breeze. Look closely and you'll notice the optimal cockpit depth, the high freeboard providing greater security and stability especially for young passengers. Handrails are handily but elegantly placed throughout to ensure ease of access on and off the boat. Bow seating with back rests give a secure forward-facing position providing a great view of where you're heading. And once you're speeding along, you'll appreciate the way the wraparound windshield protects you from wind.

In the competitive world of compact bow riders, the T51 also stands out due to its remarkable use of space. With best-in-class bow seating, you'll enjoy the surprising amount of room you have to stretch out and relax.

Flexibility is key here: the spacious bow area can also be converted into a sundeck to make the most of great weather, another feature not usually available in boats of this size. A cockpit dining table option means a convivial space can be quickly created, and just as quickly packed away again into its dedicated below-deck storage space.

This compact beauty also takes sporting days in its stride: stepped bathing platforms providing easy access to the water at the stern and the integrated swim ladder packs safely away when not in use. Fishing gear can easily be stored beneath the seats.

Intelligent storage solutions contribute to the sense of uncluttered space and ease aboard. Every item here has its own dedicated storage area, including anchor and mooring equipment, table and bow cushions. In addition, there is plenty of additional storage space beneath the ample rear and bow seats and below the deck for your own items.

Uttern offers as standard a wealth of technical and stylistic features which come only as optional extras in competitors' equivalents; add to this a competitive price tag and you have an irresistible boat with universal appeal.

### PREMIUM EDITION


Be sure to get what you need: the Premium Edition is based on the options that are most frequently requested by our customers. In addition to that you save an average of 10% when compared to ordering options separately and this edition is probably already available at your local dealer right now.





## T51 PRODUCT FEATURES

1. Integrated swim ladder
2. Integrated swim platform with anchor locker & line storage
3. Aft bench seat storage
4. Ergonomic helm with SmartCraft instrumentation and mounting space for optional 7" GPS/Chart plotter
5. Co-pilot dash storage
6. Large storage space under the bow seating
7. Convertible sunlounge in bow section - optional
8. Dining table - optional
9. Pilot and co-pilot seats with slide/swivel & flip-up bolster
10. Anchor/line locker
11. Cockpit floor storage
12. Wraparound windshield with walkthrough access and wind curtain
13. Single engine configuration up to max 100 hp.








### T51 PRODUCT SPECIFICATION

Length overall (m)	5,01
Beam maximum (m)	2,08
Height - without canvas (m)	1,64
Dry weight without engine (kg)	710
Fuel capacity (l)	70
CE design category	C
Maximum number of people	6
Maximum power (hp)	100









# S65

## OPEN-AIR, OPEN CHOICES



Would you believe the S65 is just as eager to hit the water as you are? It's our latest flagship model in the centre console S-series. You're getting the best open-air experience with the highest amount of versatility. The S65 fits 7 people and sleeps 2. So, it's up to you: invite your friends for a picnic at sea or surprise your partner with a romantic lunch on the water. Before and after, there are plenty of activities to choose from. Take a dive from the integrated swim platform, enjoy the sun lounge, or make yourself comfortable in the cosy cabin. And what if the weather changes but you prefer to stay on the deck? We like the way you think! The stylish windshield and a fully integrated canvas solution will have you covered.

Let's discover the S65 from bow to stern. In the front, the bow is the perfect spot to gaze at the water or to sit and chat with friends. It converts into a dining area as soon as you mount the table. And, if you lower the table and add a cushion, the whole front of the boat turns into a sun lounge. The cockpit offers a good degree of flexibility as well. The backrest of the seat can be adjusted for lounging or flattened horizontally to create a second sun lounge and direct access to the water.

These features are found alongside a number of safety measures. The entire deck of the S65 is on one level so it's easy to move from bow to stern, water drains at both sides of the cockpit keep the deck dry and high freeboards and sturdy bow rails will you safe moving around on the boat.

Inside, the cabin with U-shaped seating comfortably sleeps 2 adults and contains a marine toilet. The cabin has a semi-transparent sliding door, console side windows and an opening portlight bring light and fresh air into the space. Plenty of storage space allows you to bring any accessories you like and tuck them away in the storages below the swim platform and the seats, under the cockpit floor, or in the cabin.

### PREMIUM EDITION

Be sure to get what you need: the Premium Edition is based on the options that are most frequently requested by our customers. In addition to that you save an average of 10% when compared to ordering options separately and this edition is probably already available at your local dealer right now.





## S65 PRODUCT FEATURES

1. Versatile bow area suitable for cruising, dining and sunbathing. The bow table serves as basis for the sun lounge and can be installed within seconds
2. Safe step-out area via the bow
3. Bow to stern walkthrough without steps or obstructions
4. Drain system to avoid water accumulation in the bow
5. Stylish windshield and ergonomic helm station. With instrumentation and mounting space for a 9" GPS/Chart plotter.
6. Twin bolster seats. Mounted on a polyester pedestal base for an improved piloting experience and with integrated cup holders
7. Dedicated fenders storage
8. Cockpit hatch for easy access to underdeck components
9. Deep cockpit. Guarantees security for kids and adults when moving around the boat
10. Multi-position aft seat backrest. 1) Forward facing 2) backward facing and 3) horizontal creating a sun lounge and easy water access
11. Integrated canvas storage
12. Plenty of convenient storage throughout the boat
13. Large swim platform and motor well step for easy access to both sides of transom
14. Single engine configuration up to max 200 hp
15. Cabin with U-shape convertible into a double berth
16. Pull out marine toilet (not visible when not in use)
17. Semi-transparent sliding cabin door
18. Front opening portlight
19. Console side window provide light into the cabin
20. Side storage







### S65 PRODUCT SPECIFICATION

Length overall (m)	6,28
Beam maximum (m)	2,46
Height - without canvas (m)	2,11
Dry weight without engine (kg)	1195
Fuel capacity (l)	230
CE design category	C
Maximum number of people	7
Maximum power (hp)	225







### S65 Premium Edition contains:

- Ski Pole
- Ice Drawer
- Cockpit Shower
- LED Courtesy Lights
- Sea Toilet

#### Electronic Pack

- 9" GPS/Chart plotter NSS evo3
- Stereo Fusion with 2 speakers
- VesselView link digital interface
- DAB Stereo kit with Antenna













# S57

## UNCOMPROMISED SECURITY ON BOARD



Showcasing the best of Scandinavian boat design, the S57 is a sociable new open console boat that is versatile enough to take on the most unpredictable climates and come up smiling every time.

You'll notice that the outstanding feature of the S57's design is its central console, creating a balanced feel for navigation and giving unrestricted ease of movement from bow to stern. With this sense of freedom also comes a feeling of security, provided by the deep cockpit and high freeboard, making it safe for even the youngest passengers. Access to the water remains simplicity itself, with 3 steps down to the swim platforms plus an integrated swim ladder for absolute ease in and out of the water.

What's more, the ample space aboard is marvellously versatile, so the spacious U-shaped bow seating area also converts into a sundeck, creating a perfect space for sporting use or simply making the most of the sunshine. Additional seating is provided in the bow section. For convivial moments, a 6-person cocktail dining table can be quickly erected in the bow area, packing away again into designated under-deck storage space when not in use.

All seating areas have storage spaces beneath them, creating substantial areas in which to stow water-ski equipment, fishing rods, etc. Anchor, mooring equipment, swim ladder, navigation lights, ski mast and canvas cover also all have their own designated storage spaces meaning everything you might need aboard packs neatly away when not in use for a supremely uncluttered feel. Indeed, with best-in-class console storage no other boat of its size gives you as many storage possibilities as the S57.

As well as a range of engine sizes for power and fuel efficiency options, you'll be impressed by the range of equipment which comes as standard here. The hydraulic steering, SmartCraft speedo/tachometer and navigation lights make boating easy, whilst inclusive laminated teak flooring and seating cushions create a luxurious finish. Our standard use of anti-foul paint creates good looks that last.

With our Premium Edition you can really make the S57 your own and take sports, comfort and relaxation for the whole family to the next level.

### PREMIUM EDITION

Be sure to get what you need: the Premium Edition is based on the options that are most frequently requested by our customers. In addition to that you save an average of 10% when compared to ordering options separately and this edition is probably already available at your local dealer right now.





## S57 PRODUCT FEATURES

1. Versatile bow area: Suitable for 1. Cruising and dining with removable real teak table 2. Relaxing and reading with a large sun lounge
2. Large console storage with dedicated storage for cockpit table, 12v cool box
3. Pilot & co-pilot bucket seats with flip bolster and swivel, pivoting seats
4. Ergonomic helm with SmartCraft instrumentation and mounting space for optional 7" GPS/Chart plotter
5. Storage below seating
6. Deep cockpit for enhanced safety
7. Integrated swim ladder and optional cockpit shower
8. Large swim platform for safe and easy access in and out of the water
9. Integrated canvas storage
10. Single engine configuration up to max 150 hp.
11. Unique bow drain system avoids water to accumulate and flow into the cockpit







### S57 PRODUCT SPECIFICATION

Length overall (m)	5,73
Beam maximum (m)	2,29
Height - without canvas (m)	2,07
Dry weight without engine (kg)	915
Fuel capacity (l)	110
CE design category	C
Maximum number of people	6
Maximum power (hp)	150









# S51

## INTELLIGENT DESIGN

---



The smaller the boat, the more important its design is! The S51 is packed with intelligent features to ensure that whatever you want to do, the S51 helps you get the most out of your time on the water. The large bow section can accommodate a table for a picnic lunch, then quickly be converted into a sundeck where you can stretch out, relax and soak up the sun. Those who enjoy watersports will find themselves well provided-for with stepped bathing platforms at the stern, integrated swim ladder and ski mast. Equally, those using their boat for transporting goods will find that the bow area can be cleared up to create plenty of uncluttered space.

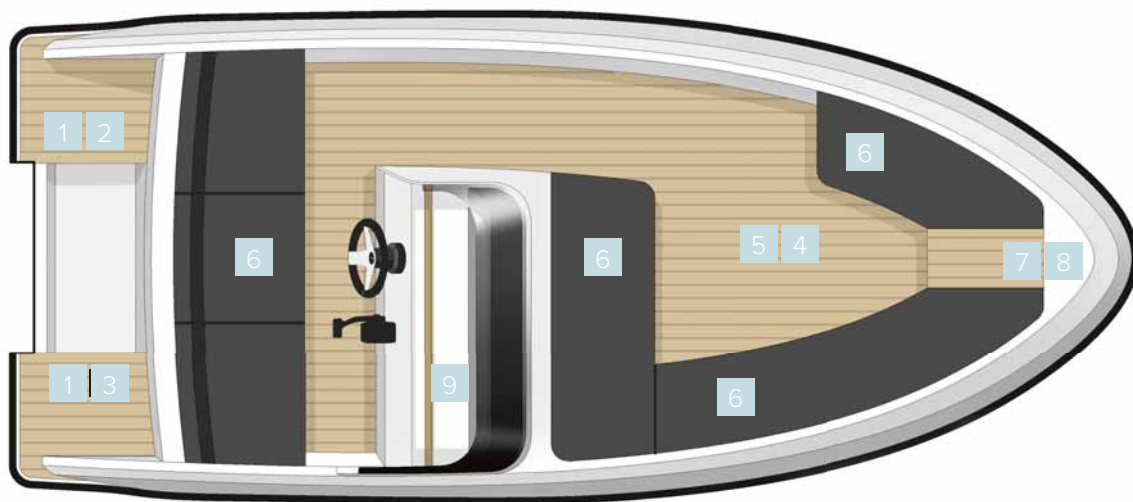
What distinguishes the S51 from many other boats in its category is its ingenious layout, offering unparalleled ease of movement, comfort and convenience. The large side console offers wind protection, whilst the steering wheel is positioned centrally to ensure balanced navigation. The console position also makes it easy to move directly from the rear to the bow. Access is possible either from steps at either stern or bow, and handrails all around the boat ensure that it's always safe and easy to do so.

Not a single inch of space is wasted here, with varied storage beneath all seats. The extended bow seating is long enough to comfortably accommodate items such as skis and fishing rods, an unusual feature on boats of this size, whilst beneath the rear seat is a huge space with an easy-access fiberglass cover. Meanwhile, anchor, ropes, fenders and swim ladder all have dedicated storage spaces, keeping things safely out of the way until needed.

### PREMIUM EDITION

Be sure to get what you need: the Premium Edition is based on the options that are most frequently requested by our customers. In addition to that you save an average of 10% when compared to ordering options separately and this edition is probably already available at your local dealer right now.





## S51 PRODUCT FEATURES

- |                                 |                               |
|---------------------------------|-------------------------------|
| 1. Double swim platforms        | 6. Storage underneath seating |
| 2. Swim ladder                  | 7. Stepped access at bow      |
| 3. Anchor locker                | 8. Additional anchor locker   |
| 4. Convertible bow sundeck area | 9. Storage for small items    |
| 5. Removable table              |                               |







### S51 PRODUCT SPECIFICATION

Length overall (m)	5,01
Beam maximum (m)	2,08
Height - without canvas (m)	1,88
Dry weight without engine (kg)	690
Fuel capacity (l)	70
CE design category	C
Maximum number of people	6
Maximum power (hp)	100









# S45

## THE ADVENTURE STARTS HERE

---



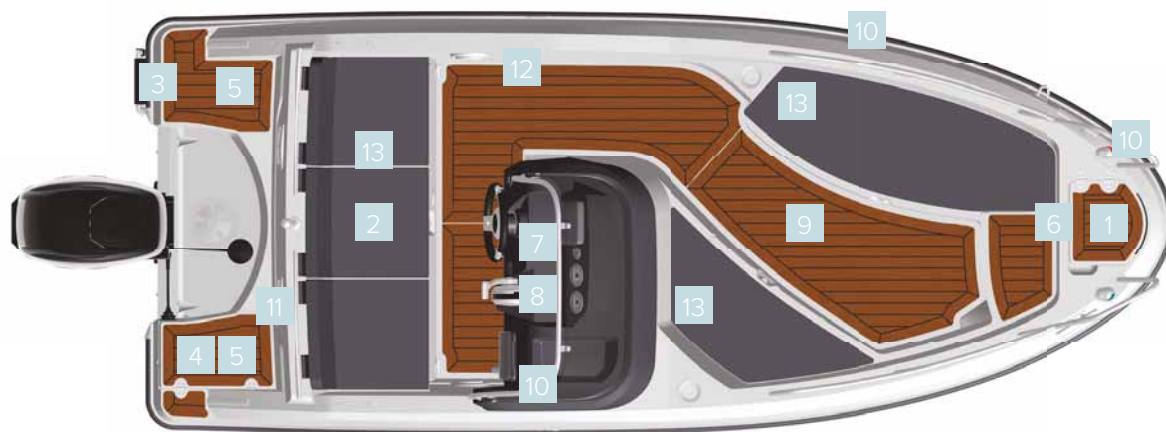
The Uttern S45 combines all the ingredients for safe cruising in an ultra-modern, versatile and ergonomic package. Step aboard with family and friends and cast off for a smooth and relaxing ride. The S45 is great for cruises along the coastline, on lakes and rivers.

The Uttern S45's ultra-modern hull, deep cockpit and unsinkable design make coastal cruising and island hopping a breeze. The boat is packed with intelligent design features – such as anti-slip flooring and easy-grip railing – to ensure the safest possible ride. Easy and secure access to the boat is ensured through the convenient swim platforms that serve as step into the boat. At the bow a clearly defined step and high grab rails provide confidence. The S45 can be motorized with up to 60 horse power. The responsive controls and easy-to-read instrumentation, on the other hand, turn navigation into child's play. And with an extra-large windscreen, you and your passengers can enjoy the best weather protection.

There are dozens of ways to enjoy the water – from cruising and bathing to fishing, recreation and transportation – and the Uttern S45 is equipped for each and every one of them. Despite its compact size, the interior feels spacious and is easy to move around, even when at speed. Its versatile interior, easy access, large bathing platform, ingenious storage solutions and comfortable seating for up to 5 people make it the ideal companion to delight your passengers, whatever their fancy. The cushions have a modern design and are made of enjoyable fabrics. Their practical shape makes it easy to store them onboard.

But perhaps the best thing about the Uttern S45 is what you do with it out of the water. Namely: next to nothing! What very little maintenance the boat requires is as easy to perform as 1, 2, 3 thanks to its ample gates providing easy access to the rigging and electrical systems. And its incredibly light design and secure hooks make transportation almost as easy out of the water as in.





## S45 PRODUCT FEATURES

1. Bow storage
2. Portable fuel tank
3. Swim ladder
4. Anchor locker
5. Double swim platforms
6. Clearly defined step-out area to access land/boat
7. Dashboard and storage tray
8. Ergonomic helm with SmartCraft instrumentation and mounting space for optional 7" GPS/Chart plotter
9. Convertible sundeck area
10. Supportive rails for safety and facilitate movement
11. Canvas
12. Depth of the cockpit guarantee security for kids and adults when seating or moving around the boat
13. Two storage spaces in the bow and one below the aft bench that can be securely locked up








### S45 PRODUCT SPECIFICATION

Length overall (m)	4,54
Beam maximum (m)	1,85
Height - without canvas (m)	1,61
Dry weight without engine (kg)	401
Fuel capacity (l)	25
CE design category	C
Maximum number of people	5
Maximum power (hp)	60









# C77

## MAKE YOURSELF AT HOME



The sporty, spacious and very individual C77 is a boat that's made for being on the water and makes every voyage an adventure. With room for nine people, the spacious dining area with galley makes those moments spent with family and friends, extra special. While the private forward berth, mid berth and enclosed toilet are just part of the on-board comfort that makes the overall experience a real pleasure. With the choice of an inboard or outboard engine configuration with maximum 300hp, you will have the power you need.

Safety is naturally paramount on such a fine craft. Enjoy a 360° view from the cabin and the power of a Mercury engine that will keep you in full control over your surroundings. You'll find carefully positioned handrails and a large access path from cockpit to bow that provides safe circulation around the entire boat. High freeboard and a non-skid surface make it a secure on-board environment for passengers of all ages.

Whether you're on the move or relaxing, the C77 is ready to go. The sliding cockpit bench seat with reclining backrest can be converted to a large dining area or to a sun lounge. Can't get enough of the sun? There is a second sun lounge on foredeck. Optional

air conditioning and heating is available to maintain the desired temperature. And the boat's large galley with stove and fridge will help you prepare the perfect dinner out on the water.

Styling, quality and class-leading space were key aspects when designing the C77 and will provide lasting value. The intelligent use of space gives you the impression you are on a much larger boat. The sea water toilet is tastefully arranged while hull side windows provide plenty of natural light in the private master stateroom and private aft stateroom.

The highly flexible nature of the C77 makes life at sea a real breeze. The convertible dinette is great for socializing and dining. When you are done for the day it can be converted to an extra third berth. The aft bench in the cockpit area has a 3 position reclining backrest so everybody can relax in a perfect position. And on top of that, the cockpit can be converted to a dining area and sunlounge.

### PREMIUM EDITION

Be sure to get what you need: the Premium Edition is based on the options that are most frequently requested by our customers. In addition to that you save an average of 10% when compared to ordering options separately and this edition is probably already available at your local dealer right now.





## C77 PRODUCT FEATURES

1. Swimming platform
2. Transom windlass
3. Integrated Swim ladder
4. Transom door
5. Sliding aft seat with optional inclinable backrest
6. Storage below aft seat
7. Storage below cockpit floor
8. Dining table and sun lounge
9. L-lounge extension (Optional)
10. Storage for LPG tank
11. Walkway to bow area
12. Sliding door
13. Deck hatch
14. Anchor locker with optional windlass
15. Roof hatch (Optional)
16. 3-way convertible dinette (social area, dining, additional berth)
17. Galley with pressure water with optional LPG stove and refrigerator
18. Adjustable helm seat
19. Ergonomic helm with SmartCraft instrumentation with mounting space for optional 9" GPS/Chart plotter
20. Enclosed sea toilet
21. Large front berth with large hull windows and privacy curtains
22. Mid cabin with berth







## C77 PRODUCT SPECIFICATION

Length overall (m)	7,40 / 7,76 <sup>1</sup>
Beam maximum (m)	2,85
Height - without canvas (m)	2,94
Dry weight without engine (kg)	2218 / 2615 <sup>1</sup>
Fuel capacity (l)	300
CE design category	C
Maximum number of people	9
Maximum power (hp)	300 / 250 <sup>1</sup>

<sup>1</sup>: inboard version







### C77 Premium Edition contains:

- Complete Enclosed Canvas
- Curtains
- Diesel Heating
- Electric Trim tabs

#### Galley Pack

- Stove LPG
- Refrigerator

#### Electronic Pack

- 9" GPS/Chart plotter NSS evo3
- Stereo Fusion with 6 speakers
- VesselView link digital interface
- DAB Stereo kit with Antenna









# Specifications

UTTERN SPECIFICATIONS	S45	S51	S57	S65	D57	D65	D70	D77	T51	T57	T65	T70	C77 OB	C77 IB
Length overall (m)	4,54	5,01	5,73	6,28	5,73	6,28	6,99	7,69	5,01	5,73	6,28	6,99	7,4	7,76
Beam maximum (m)	1,85	2,08	2,29	2,46	2,29	2,46	2,55	2,55	2,08	2,29	2,46	2,55	2,85	2,85
Deadrise (deg)	14	14	19	20	19	20	20	19	14	19	20	20	17	17
Height - without canvas (m)	1,61	1,88	2,07	2,11	1,85	1,83	2,03	2,26	1,64	1,85	1,83	2,03	2,94	2,94
Dry weight (kg)	401	690	915	1195	920	1234	1550	1848	710	895	1274	1446	2218	2615
Fuel capacity (l)	25	70	110	230	110	230	280	280	70	110	230	280	300	300
Water capacity - optional (l)	-	-	32	45	32	45	80	80	-	32	45	80	80	80
CE design category	C	C	C	C	C	C	C	C	C	C	C	C	C	C
Maximum number of people	5	6	6	7	6	7	8	9	6	6	7	8	9	9
Maximum power (hp)	60	100	150	225	150	225	300	400	100	150	225	300	300	250
Maximum power (kw)	44,1	73,6	110	165	110	165	221	294	73,6	110	165	221	221	186
OB shaft length	L	L	XL	XL	XL	XL	XL	XL	L	XL	XL	XL	XL	-
Maximum load (People, Gear, Engine)	535	641	700	840	725	845	960	1230	641	695	840	960	1235	735



# Mercury engine options



	S45	S51	S57	S65	D57	D65	D70	D77	T51	T57	T65	T70	C77 OB	C77 IB
Mercury F50	x													
Mercury F60	x													
Mercury F80		x							x					
Mercury F100		x	x		x				x	x				
Mercury F115 CT			x		x					x				
Mercury F150			x	x	x	x				x	x			
Mercury 175 V6				x		x					x			
Mercury 200 V6				x		x	x				x	x	x	
Mercury 225 V6				x		x	x	x			x	x	x	
Mercury 250 V8 Verado							x	x				x	x	
Mercury 300 V8 Verado							x	x				x	x	
Mercury 350 L6 Verado								x						
Mercury 400R Verado								x						
2x Mercury 200 V6								x						
Mer cruiser 4.5L 200 HP Catalyst														x
Mer cruiser 4.5L 250 HP DTS Catalyst														x
Mercury Diesel 2.0L 170 HP Tier 3														x



# Packs

	D77	D70	D65	D57	T70	T65	T57	T51	S65	S57	S51	S45	C77
<b>PREMIUM EDITION</b>	x	x	x	x	x	x	x	x	x	x	x		x
Cockpit comfort pack	x	x			x								
Cabin comfort pack	x												
Electronic pack	x	x		x	x		x		x	x			x
Galley pack													x
Ski mast				x			x	x	x	x	x		
12v Cool Box				x			x			x			
Refrigerator									x				
Cockpit shower				x			x		x	x			
LED Courtesy lights				x			x		x	x			
Cockpit table								x					
Bow table											x		
Sun lounge								x			x		
Windscreen wiper								x					
Sea toilet									x				
Mooring cover				x			x	x					
Diesel heater													x
Curtains													x
Complete enclosed canvas													x
Electric trim tabs													x



	D77	D70	D65	D57	T70	T65	T57	T51	S65	S57	S51	S45	C77
<b>CABIN COMFORT PACK</b>	x												
Diesel heater	x												
Curtains	x												
<b>COCKPIT COMFORT PACK</b>	x	x			x								x
Cockpit shower	x	x			x								
Ski mast	x	x			x								
Refrigerator	x	x			x								
Wallas stove with heater	x												
Galley (sink and wallas stove w/heater)		x			x								
Cockpit sun lounge													x
Aft Seat Extension L-Lounge													x
Cockpit table w/storage bag													x
<b>ELECTRONIC PACK</b>	x	x		x	x		x	x	x	x	x	x	x
Simrad GPS/Chart Plotter 9" NSS evo3 with HDI Transducer	x	x			x				x				x
Simrad GPS/Chart Plotter 7" NSS evo3 with HDI Transducer				x			x	x		x	x	x	
Stereo Fusion MS-RA70N	x	x		x	x		x	x	x	x	x	x	x
VesselView link digital interface	x	x		x	x		x		x	x			x
DAB Stereo kit with Antenna	x	x		x	x		x	x	x	x	x	x	x
<b>GALLEY PACK</b>													x
Stove LPG													x
Refrigerator													x



# Equipment

	S45	S51	S57	S65	D57	D65	D70	D77	T51	T57	T65	T70	C77
<b>HULL &amp; DECK</b>													
Anti-fouling Paint	Std	Std	Std	Std	Std	Std	Std	Std	Std	Std	Std	Std	Std
Securmark Anti-theft Marking	Std	Std	Std	Std	Std	Std	Std	Std	Std	Std	Std	Std	Std
Anti-Theft Secure Eye	Std	Std	Std	Std	Std	Std	Std	Std	Std	Std	Std	Std	Std
Grab Rails	Std	Std	Std	Std	Std	Std	Std	Std	Std	Std	Std	Std	Std
Ski Mast		ED	Opt/ED	Opt/ED	Opt/ED	Opt/ED	Cockpit/ED	Cockpit/ED	ED	Opt/ED	Opt/ED	Cockpit/ED	
Anchor Storage	Std	Std	Std	Std	Std	Std	Std	Std	Std	Std	Std	Std	Std
Fender Storage				Std		Std?					Std?		
Forward Line Locker	Std	Std	Std	Std	Std	Std	Std	Std	Std	Std	Std	Std	Std
Navigation Lights	Std	Std	Std	Std	Std	Std	Std	Std	Std	Std	Std	Std	Std
Laminated Teak Flooring	Opt	Std	Std	Std	Std	Std	Std	Std	Std	Std	Std	Std	Std
Flexiteek Flooring		Opt	Opt	Opt	Opt	Opt	Opt	Opt	Opt	Opt	Opt	Opt	Opt
Black Windshield Frame					Std	Std	Std	Std	Std	Std	Std	Std	
Flag Holder	Std	Std	Std	Std	Std	Std	Std	Std	Std	Std	Std	Std	Std
Portable Fuel Tank	Std												
Style Upgrade: Stone brown/Ecru upholstery and Cool Beige Hull Color				Opt		Opt					Opt		
Style Upgrade: Toffee/Cream Upholstery and Cool Beige Hull Color							Opt	Opt				Opt	
Hull Color - Cool Beige			Opt		Opt					Opt			Opt
Hull Color - Dark Grey	Std	Std	Std	Std	Std	Std	Std	Std	Std	Std	Std	Std	Std
Swim Ladder	Std	Std	Std	Std	Std	Std	Std	Std	Std	Std	Std	Std	Std
Swim Platforms	Std	Std	Std	Std	Std	Std	Std	Std	Std	Std	Std	Std	Std
Extended Swim platforms							Opt	Opt				Opt	Std
Extended Swim Platforms with Flexiteek							Opt	Opt				Opt	
Self-Bailing Cockpit	Std	Std	Std	Std	Std	Std	Std	Std	Std	Std	Std	Std	Std
LED Courtesy Lights			ED	ED	ED	ED	Std	Std		ED	ED	Std	Std
Motorwell Bridge				Std		Std		Std			Std		

Std = Standard • Opt = Optional • A = Available as accessory • ED = Part of the Premium Edition • Elec = Part of Electronic Pack • Cockpit = Part of Cockpit Comfort Pack • Cabin = Part of Cabin Comfort Pack • Galley = Part of Galley Pack



	S45	S51	S57	S65	D57	D65	D70	D77	T51	T57	T65	T70	C77
<b>COCKPIT</b>													
Pilot Seat with Flip Bolster and Swivel			Std <sup>6</sup>	Std <sup>6</sup>	Std <sup>6</sup>	Std <sup>6</sup>	Std <sup>6</sup>	Std <sup>6</sup>	Std	Std <sup>6</sup>	Std <sup>6</sup>	Std <sup>6</sup>	-
Co-pilot Seat			Std <sup>6</sup>	Std <sup>6</sup>	Std <sup>6</sup>	Std	Std	Std	Std	Std <sup>6</sup>	Std <sup>6</sup>	Std	
Aft Bench Seat	Std	Std	Std	Std	Std	Std	Std	Std	Std	Std	Std	Std	Std
Aft Seat Folding Backrest				Std		Std	Std	Std			Std	Std	Std
Aft Seat Extension L-Lounge							Std	Std				Std	Cockpit
Cockpit Cushions	Std	Std	Std	Std	Std	Std	Std	Std	Std	Std	Std	Std	Std
Cockpit Sun Lounge						Std	Std	Std			Std	Std	Cockpit
Cockpit Table									ED				Cockpit
Real Teak Cockpit Table					Opt	Std	Std	Std		Opt	Std	Std	Opt
Cockpit Flood Light													Std
Storage under Cockpit Seating	Std	Std	Std	Std	Std	Std	Std	Std	Std	Std	Std	Std	Std
Floor Storage Locker					Std				Std	Std			Std
12v Cool Box			Opt/ED		Opt/ED		Std	Std		Opt/ED		Std	
Refrigerator						Opt/ED							
Cockpit Shower			Opt/ED	Opt/ED	Opt/ED	Opt/ED	Cockpit/ED	Cockpit/ED		Opt/ED	Opt/ED	Cockpit/ED	Std
Rod Holders													Std
<b>GALLEY</b>													
Sink with Tap						Opt/ED	Cockpit/ED	Std			Opt/ED	Cockpit/ED	Std
Refrigerator							Cockpit/ED	Cockpit/ED				Cockpit/ED	Galley/ED
Wallas Stove with Heater							Cockpit/ED	Cockpit/ED				Cockpit/ED	
Butane Stove						Opt/ED					Opt/ED		
Stove LPG													Galley/ED
<b>BOW</b>													
Bow Cushions	Opt	Std	Std	Std					Std	Std	Std	Std	
Bow Sun Lounge	Opt	ED	Opt	Opt					ED	Opt	Opt	Opt	
Bow Table		ED	Opt	Opt									
Forward Sun Lounge													Opt
Storage under Bow Seating	Std	Std	Std	Std					Std	Std	Std	Std	
Cup Holders	Std	Std	Std							Std		Std	



	S45	S51	S57	S65	D57	D65	D70	D77	T51	T57	T65	T70	C77
<b>HELM</b>													
Sport steering wheel	Std	Std	Std	Std	Std	Std	Std	Std	Std	Std	Std	Std	Std
Dash with instrumentation:	Std	Std	Std	Std	Std	Std	Std	Std	Std	Std	Std	Std	Std
Analog speedometer & tachometer	Std	Std							Std				
SmartCraft speedometer & SmartCraft tachometer		Opt	Std	Std	Std	Std	Std	Std	Opt	Std	Std	Std	Std
Fuel & trim gauge	Std <sup>2</sup>	Std <sup>1</sup>	Std		Std				Std <sup>1</sup>	Std			
VesselView link digital interface		Opt	Elec/ED	Elec/ED	Elec/ED	Elec/ED	Elec/ED	Elec/ED	Opt	Elec/ED	Elec/ED	Elec/ED	Elec/ED
Active Trim		Opt	Opt	Opt	Opt	Opt	Opt	Opt	Opt	Opt	Opt	Opt	Opt
12v electrical socket	Std	Std	Std	Std	Std	Std	Std	Std	Std	Std	Std	Std	Std
Simrad GPS/Chart Plotter 7" NSS evo3 with HDI Transducer	Elec	Elec	Elec/ED		Elec/ED				Elec	Elec/ED			
Simrad GPS/Chart Plotter 9" NSS evo3 with HDI Transducer				Elec/ED		Elec/ED	Elec/ED	Elec/ED			Elec/ED	Elec/ED	Elec/ED
Simrad VHF R20													Opt
Stereo Fusion MS-RA70N with 2 speakers	Elec	Elec	Elec/ED	Elec/ED	Elec/ED	Elec/ED			Elec	Elec/ED	Elec/ED		
Stereo Fusion MS-RA70N with 4 speakers							Elec/ED					Elec/ED	
Stereo Fusion MS-RA70N with 6 speakers								Elec/ED					Elec/ED
DAB Stereo kit with Antenna	Elec	Elec	Elec/ED	Elec/ED	Elec/ED	Elec/ED	Elec/ED	Elec/ED	Elec	Elec/ED	Elec/ED	Elec/ED	Elec/ED
Cup holders		Std	Std	Std	Std	Std	Std	Std	Std	Std	Std	Std	Std
Adjustable Steering Position							Std					Std	Std
<b>CABIN</b>													
Pilot Seat with Flip Bolster and Swivel	-	-	-	-	-	-	-	-	-	-	-	-	Std
Berth				2	2	2	2	4					4
Storage below berth					Std	Std	Std	Std					Std
Deck Hatch - Opening					Std	Std		Std					Std
Hatch Screen Cover (hatch cover and mosquito net)													Opt
Roof Hatch													Opt
Opening Portlights						Std	Std	Std			Std		Std
Refrigerator				Opt/ED							Opt/ED		
Cabin cushions				Std	Std	Std	Std	Std					Std
Cabin light				Std	Std	Std	Std	Std			Std		Std
Sea toilet				Opt/ED		Opt/ED					Opt/ED		
Curtains							Opt	Cabin/ED					Opt/ED
<b>HEAD</b>													
Sink with pressure fresh water system								Std					
Enclosed Sea toilet							Std	Std					Std
Opening Portlight							Std	Std					Std



	S45	S51	S57	S65	D57	D65	D70	D77	T51	T57	T65	T70	C77
<b>EQUIPMENT</b>													
Electric & Manual Bilge Pump	Std	Std	Std	Std	Std	Std	Std	Std	Std	Std	Std	Std	Std
Fire Extinguisher	Std	Std	Std	Std	Std	Std	Std	Std	Std	Std	Std	Std	Std
CO Monitor				Std	Std	Std	Std	Std			Std		Std
Smoke Detector													Std
Single Battery System	Std	Std	Std	Std	Std	Std			Std	Std	Std		
Dual Battery System							Std	Std				Std	Std
City Water Inlet													Std
Grey Water System							Opt	Opt				Opt	Opt
Mooring Kit	Opt	Opt	Opt	Opt	Opt	Opt	Opt	Opt	Opt	Opt	Opt	Opt	Opt
Anti-Theft Deterrent System	Opt	Opt	Opt	Opt	Opt	Opt	Opt	Opt	Opt	Opt	Opt	Opt	Opt
Shore Power								Opt					Std
Spotlight													Opt
Simrad 3G Radar													Opt
Starboard Windscreen Wiper					Std	Std			ED	Std	Std		
Starboard Windscreen Wiper with Washer							Std					Std	
Port & Starboard Windscreen Wipers with Washer							Opt	Std				Opt	Std
Bow and/or Aft Windlass							Opt	Opt				Opt	Opt
Bow Thruster							Opt	Opt					Opt
Mechanical Steering	Std	Std							Std				
Hydraulic Steering		Opt	Std	Std	Std	Std	Std	Std	Opt	Std	Std	Std	Std
Electric Trim Tabs							Opt	Opt				Opt	Opt/ED
Zipwake Dynamic Trim-Control System				Opt		Opt					Opt		
Diesel Heating							Opt	Cabin/ED					Opt/ED
Air Conditioner/Heating													Opt
OB Pre-Rigging	Std	Std	Std	Std	Std	Std	Std	Std	Std	Std	Std	Std	Std
<b>COVER &amp; CANVAS</b>													
Bimini/Enclosed Canvas	Opt	Opt	Opt		Std <sup>5</sup>	Std <sup>5</sup>	Std <sup>5</sup>	Std <sup>5</sup>	Opt	Std <sup>5</sup>	Std <sup>5</sup>	Std <sup>5</sup>	Opt/ED
Sprayhood with Enclosed Canvas				Opt									
Console Cover	Std	Std	Std	Std									
Pilot/Copilot Seat Covers			Std	Std	A	A	A <sup>3</sup>	A <sup>3</sup>	A	A	A	A <sup>3</sup>	
Sun Awning													Opt
Mooring Cover	Opt				Opt/ED	Opt	Opt	Opt	Opt/ED	Opt/ED	Opt	Opt	
<b>PACKS &amp; EDITIONS</b>													
Premium Edition		Opt	Opt	Opt	Opt	Opt	Opt	Opt	Opt	Opt	Opt	Opt	Opt
Cockpit Comfort Pack							Opt/ED	Opt/ED				Opt/ED	Opt
Cabin Comfort Pack								Opt/ED					
Galley Pack													Opt/ED
Electronic Pack	Opt	Opt	Opt/ED	Opt/ED	Opt/ED	Opt/ED	Opt/ED	Opt/ED	Opt	Opt/ED	Opt/ED	Opt/ED	Opt/ED

1: Fuel gauge only • 2: Trim gauge only. Fuel indicator at removable fuel tank • 3: Pilot Seat Only • 4: U-lounge

5: With integrated canvas storage • 6: New seat design as of MY2018 not shown in brochure • 7: Only if Entertainment center is not selected



# Discover the world of Uttern and our Dealer Network

## [www.uttern.com](http://www.uttern.com)



The quality system of Brunswick  
Marine in EMEA  
is ISO 9001:2008 certified.

© 2019 Brunswick Marine in EMEA. All Rights Reserved.

Brunswick Marine in EMEA continuously explores means to improve the products it designs, manufactures and distributes. Every effort is made to produce sales and service literature which is current. Changes to specifications of engines, boats and accessories are ongoing. This brochure should not be regarded as a precise guide to the latest specifications. This brochure is also not an offer for sales of any particular engine, boat or accessory. Distributors and dealers are not agents of Brunswick Marine in EMEA or one of its affiliates and they have no authority to bind Brunswick Marine in EMEA by any express undertaking or representation, including but not limited to representations of product, sales, applications or service nature. Not all products are available in all countries and some are available only in limited quantities. Some products shown in this catalogue are equipped with optional accessories. Please see your local dealer.

GB-Printed in Belgium - Part number: 90-8M0040419

