

# QUICKSILVER® ACTIV

WEEKEND



20  
19



## THE QUICKSILVER ACTIV RANGE HAS ALWAYS PERFECTLY BLENDED FUN AND STYLE WITH PRACTICALITY AND SAFETY.

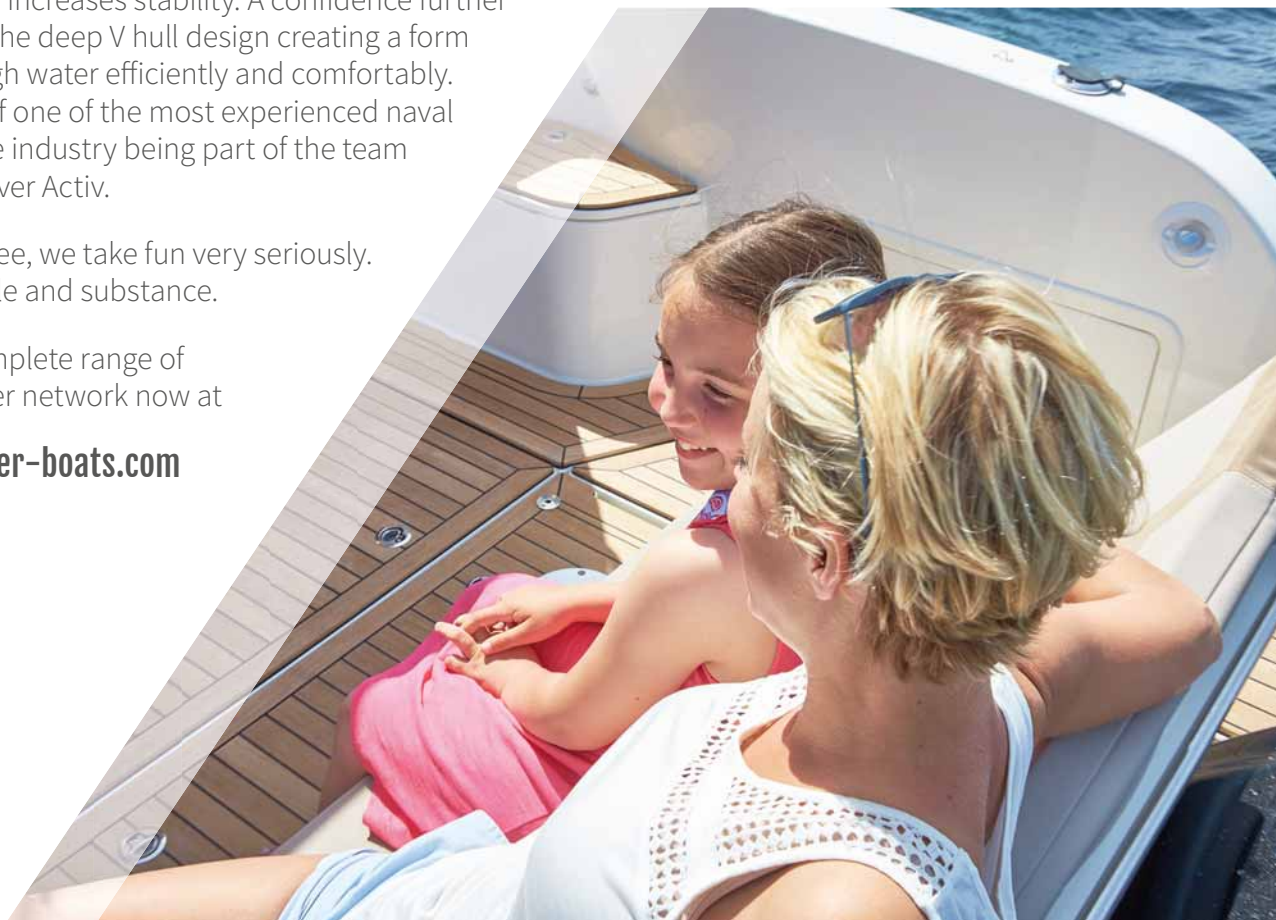
The evolving direction of the Quicksilver Activ range now builds on this strength with collaborations between highly experienced designers, engineers and naval architects from the Brunswick Group, a leading force in the boating world. A strong partnership that has led to an even greater line-up of fun boats with true integrity and depth.

Quicksilver Activ promises a world of style and innovative use of space made possible by the best in class length to beam ratio which also increases stability. A confidence further heightened by the deep V hull design creating a form that cuts through water efficiently and comfortably. A direct result of one of the most experienced naval architects in the industry being part of the team behind Quicksilver Activ.

So as you can see, we take fun very seriously. Welcome to style and substance.

Explore our complete range of boats and dealer network now at

[www.quicksilver-boats.com](http://www.quicksilver-boats.com)





## CONTENT

|                         |    |
|-------------------------|----|
| Introduction .....      | 4  |
| The Smart Edition ..... | 5  |
| ACTIV 905 WEEKEND ..... | 6  |
| ACTIV 755 WEEKEND ..... | 12 |
| Specifications .....    | 18 |

Life is now



## WELCOME TO THE WEEKEND RANGE FROM QUICKSILVER.

The moment you look at an Activ, you know that it's designed for pure fun.

It's about fluid yet solid forms with soft lines and sharp, cut-through shapes creating a dynamic, sporty tension that says it's playtime. Purposeful designs still true to the essence and character of the original sketches; that spontaneous spark of inspiration. Creativity founded on experience, considered development and insight gained through solid research into the needs and desires of boat users resulting in a range of boats that offers you true freedom with the reassurance of structural and engineering integrity. Everything underpinned by safety, comfort and versatility.

So you can cruise, water ski, or just soak up the sun with complete peace of mind.

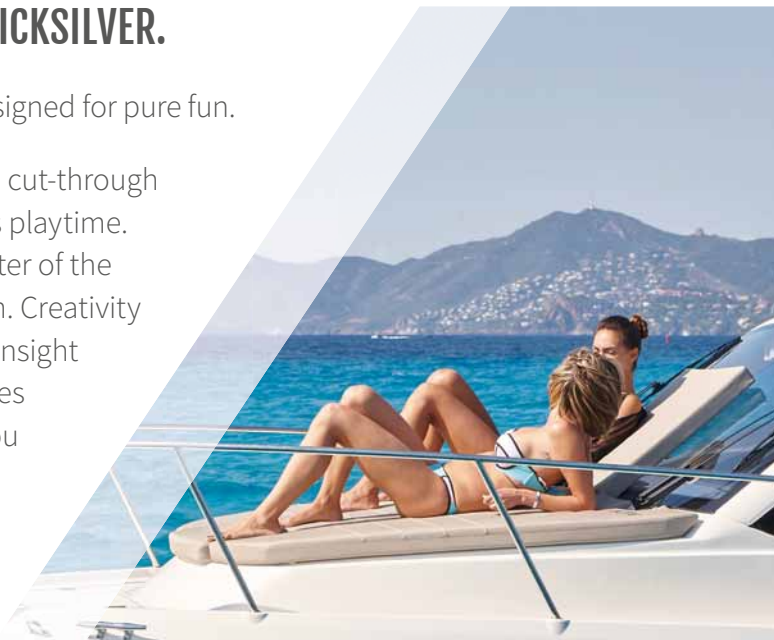
And with ease.

This is Activ.

Built on understanding.

Shaped by you.

Created for escape.







## SMART EDITION THE BEST WAY TO GET THE OPTIONS YOU NEED

People are different.  
So why should every boat be the same?  
We have designed our boats for optimal use,  
but we know that everybody has their own preferences.  
That's why we are introducing the Smart Edition.

The Smart Edition gives you what you need:  
a variety of option sets that are most  
frequently requested by our customers.  
So you can be sure you get the options you want.

Best of all, the Smart Edition has short delivery times and is  
probably already available at your local dealer right now –  
you'll be on the water before you know it.



# ACTIV 905 WEEKEND

## FUNCTIONAL ELEGANCE AT ITS BEST

The Activ 905 Weekend is our largest, most elegant model yet, built on the cornerstones of safety, comfort, style and power. Suited for 10 persons you can take it out to the sea, explore your local rivers or head out to your favourite fishing lakes. With the choice of an inboard or single and twin outboard engine configuration, you will have the power you need.



|                             | OB        | IB        |
|-----------------------------|-----------|-----------|
| Length Overall (M)          | 8,91      | 9,02      |
| Beam Maximum (M)            | 2,98      | 2,98      |
| Height - Without Canvas (M) | 3,45      | 3,45      |
| Dry Weight (Kg)             | 2713      | 3153      |
| Fuel Capacity (L)           | 400       | 400       |
| CE Design Category          | B         | B         |
| Maximum Number of People    | 10        | 10        |
| Maximum Power (HP / KW)     | 450 / 350 | 330 / 261 |

As a company committed to continuous product improvement specifications are subject to change.





## SAFETY

As a boat designed for inland and offshore fun, the Activ 905 has a variety of features designed to keep you and your loved ones safe. Enjoy a 360° view from the cabin and a dual-engine option to gain full control over your surroundings. The extra side sliding door in the cabin, large access from cockpit to bow and walkthrough transom coupled with swim platforms with integrated swim ladder provide safe circulation around the entire boat and water access.

## COMFORT

Whether you're on the move or relaxing, the 905 Weekend is ready to go. The sliding cockpit bench seat can be converted to a large dining area or to a sun lounge. Can't get enough of the sun? There is a second sun lounge on foredeck. Optional air conditioning and heating is available to maintain the desired temperature. And the boat's large galley with stove and optional microwave and fridge will help you prepare the perfect dinner out on the water.

## DESIGN

We've designed the Activ 905 Weekend with a combination of aesthetics, quality and class-leading space to provide lasting value and the look and feel of a much larger boat. The pull-out shower compartment and sea water toilet are tastefully arranged while skylights provide plenty of natural light in the private master stateroom and private aft stateroom.

## VERSATILITY

Every journey is different. That's why we've made sure that you can reconfigure your set-up to match any occasion. The convertible, four-position dinette uses opposing and fold-away seating that can be changed into a U-lounge for entertaining. It also quickly changes into forward facing seating, or becomes an extra third berth when you're done for the day.

## SMART EDITION

Be sure to get what you need: the Smart Edition is based on the options that are most frequently requested by our customers.



# ACTIV 905 WEEKEND



4-way convertible dinette: U-lounge



4-way convertible dinette: third berth



4-way convertible dinette: forward facing seats



Galley with pressure water, LPG stove, refrigerator and microwave

Integrated helm with SmartCraft  
Sliding side entry door



4-way convertible dinette:  
dining set-up



6 & 10



12



Foredeck sun lounge

Swim ladder



7



Access walkway to foredeck

Cockpit shower



10



Integrated helm with SmartCraft instrumentation, mounting area for GPS/Chart Plotter

VHF



Enclosed canvas







14

Sliding transom bench seat  
Extension L-Lounge with inclinable backrest

Versatile cockpit area  
suitable for cruising and  
convertible to dining area  
and sun lounge



2 & 3



14

Versatile cockpit area suitable for cruising and  
convertible to dining area and sun lounge



4

Transom door



Swim platforms

1





15



Convertible island berth and drawer storage

Stateroom with door and seat



17

Enclosed toilet with pull out shower and vanity



16



17

Stateroom with door, seat, hanging locker & convertible twin berths with filler and storage

## MODEL FEATURES

1. Swim platforms
2. Sliding transom bench seat with inclinable backrest
3. Seat extension L-lounge
4. Transom door
5. Sliding cabin entry door
6. Sliding side entry door
7. Access walkway to foredeck
8. Galley with pressure water, LPG stove, refrigerator and microwave
9. 4-way convertible dinette
10. Integrated helm with SmartCraft instrumentation, mounting area for GPS/Chart Plotter
11. Integrated skylights for both cabins
12. Foredeck sun lounge
13. Foredeck anchor locker with windlass
14. Versatile cockpit area suitable for cruising and convertible to dining area and sun lounge
15. Convertible island berth and drawer storage
16. Enclosed toilet with pull out shower and vanity
17. Stateroom with door, seat, hanging locker & convertible twin berths with filler and storage
18. Pilot seat with slide/swivel & flip-up bolster
19. Single or twin engine configuration capability of max 400 hp





# ACTIV 755 WEEKEND

## EASY LIVING

The sporty, spacious and very individual Activ 755 Weekend is a boat that's made for being on the water and makes every voyage an adventure. With room for nine people, the spacious dining area with galley makes those moments spent with family and friends, extra special. While the private forward berth, mid berth and enclosed toilet are just part of the on-board comfort that makes the overall experience a real pleasure. With the choice of an inboard or outboard engine configuration with maximum 300hp, you will have the power you need.



|                             | OB        | IB        |
|-----------------------------|-----------|-----------|
| Length Overall (M)          | 7,40      | 7,76      |
| Beam Maximum (M)            | 2,85      | 2,85      |
| Height - Without Canvas (M) | 2,94      | 2,94      |
| Dry Weight (Kg)             | 2138      | 2615      |
| Fuel Capacity (L)           | 300       | 300       |
| CE Design Category          | C         | C         |
| Maximum Number of People    | 9         | 9         |
| Maximum Power (HP / KW)     | 300 / 221 | 250 / 186 |





## SAFETY

Safety is naturally paramount on such a fine craft. Enjoy a 360° view from the cabin and the power of a Mercury engine that will keep you in full control over your surroundings. You'll find carefully positioned handrails and a large access path from cockpit to bow that provides safe circulation around the entire boat. High freeboard and a non-skid surface make it a secure on-board environment for passengers of all ages.

## COMFORT

Whether you're on the move or relaxing, the Activ 755 Weekend is ready to go. The sliding cockpit bench seat with reclining backrest can be converted to a large dining area or to a sun lounge. Can't get enough of the sun? There is a second sun lounge on foredeck. Optional air conditioning and heating is available to maintain the desired temperature. And the boat's large galley with stove and fridge will help you prepare the perfect dinner out on the water.

## DESIGN

Styling, quality and class-leading space were key aspects when designing the Activ 755 Weekend and will provide lasting value. The intelligent use of space gives you the impression you are on a much larger boat. The sea water toilet is tastefully arranged while hull side windows provide plenty of natural light in the private master stateroom and private aft stateroom.

## VERSATILITY

The highly flexible nature of the Activ 755 Weekend makes life at sea a real breeze. The convertible dinette is great for socializing and dining. When you are done for the day it can be converted to an extra third berth. The aft bench in the cockpit area has a 3 position reclining backrest so everybody can relax in a perfect position. And on top of that, the cockpit can be converted to a dining area and sun lounge.

## SMART EDITION

Be sure to get what you need: the Smart Edition is based on the options that are most frequently requested by our customers.





# ACTIV 755 WEEKEND

14, 15 & 17



Roof hatch.  
3-way convertible dinette (social area, dining, additional berth).  
Adjustable helm seat.

15



3-way convertible dinette: additional berth

Sea toilet



19



18

Galley with pressure water with  
LPG stove and refrigerator



16

Dashboard with  
GPS/Chart Plotter 9"

3-way convertible dinette (social area, dining, additional berth)



15



21



Mid cabin with berth

Sliding door




11



Cockpit shower

9



Storage for LPG tank

Deck hatch  
Large front berth with large hull windows and privacy curtains



12 & 20

Storage below cockpit floor



6

Integrated swim ladder



2



7



Dining table

8



L-lounge extension

1



Swim platform

4



Sliding aft seat with  
inclinable backrest

Cockpit sun lounge



Standard cockpit seating





22



Forward sun lounge

10



Walkway to bow area

Retractable sun awning

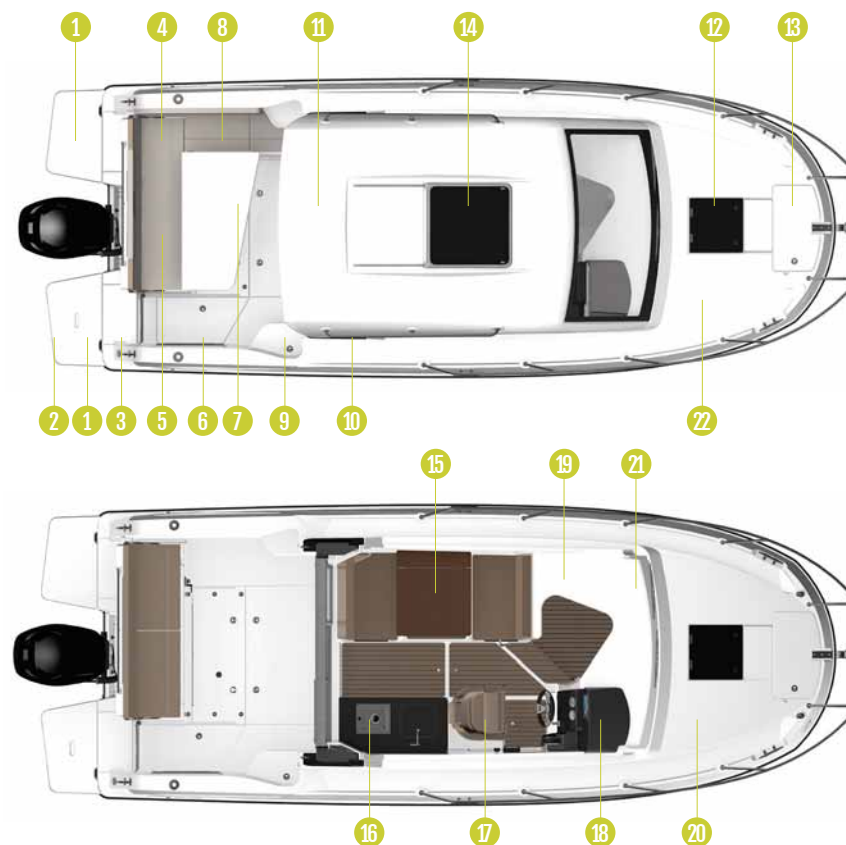


Transom door



## MODEL FEATURES

1. Swim platform
2. Integrated swim ladder
3. Transom door
4. Sliding aft seat with inclinable backrest
5. Storage below aft seat
6. Storage below cockpit floor
7. Dining table and sun lounge
8. L-lounge extension
9. Storage for LPG tank
10. Walkway to bow area
11. Sliding door
12. Deck hatch
13. Anchor locker with windlass
14. Roof hatch
15. 3-way convertible dinette (social area, dining, additional berth)
16. Galley with pressure water with LPG stove and refrigerator
17. Adjustable helm seat
18. Dashboard with 9" Simrad
19. Enclosed sea toilet
20. Large front berth with large hull windows and privacy curtains
21. Mid cabin with berth
22. Forward sun lounge





# SPECIFICATIONS & PACKS

## ENGINE SPECIFICATIONS

Choose among our vast range of robust and powerful Mercury, Mercury Mercruiser or Mercury Diesel engines, the most appreciated of all time. You'll have the very best and most up-to-the-minute engine power to take your boat out to enjoy the delights of the water. Moreover, you will benefit from a national and international network of dealers for service.

Additionally, a five-year warranty programme is applicable for all eligible Mercury outboard engines\*. The programme will be offered to owners of new Mercury outboard engines\*\*. The warranty applies to Mercury Verado® and FourStroke engines purchased in Europe, the Middle East, Africa and the CIS region.

The five years of comprehensive factory-backed coverage includes labour for failures caused by defects in material or workmanship. What's more, the new warranty is transferable if the engine is sold within the five-year period. The warranty applies to recreational use only.

\* Conditions and exclusions apply.

\*\* Provided that all extended warranty conditions are met.

| MERCURY ENGINE OPTION                                   | 905 WEEKEND | 755 WEEKEND |
|---|-------------|-------------|
| Mercury 175 V6  |             | x           |
| Mercury 200 V6  |             | x           |
| Mercury 225 V6  |             | x           |
| Mercury 250 V8 Verado                                   | x           | x           |
| Mercury 300 V8 Verado                                   | x           | x           |
| Mercury 350 L6 Verado                                   | x           |             |
| Mercury 400R Verado                                     | x           |             |
| 2x Mercury F150   | x           |             |
| 2x Mercury 200 V6                                       | x           |             |
| 2x Mercury 225 V6                                       | x           |             |
| Mercruiser 4.5L 200 HP Catalyst                         |             | x           |
| Mercruiser 4.5L 250 HP DTS Catalyst                     |             | x           |
| Mercruiser 6.2L 300 HP DTS Bravo Catalyst               | x           |             |
| Mercruiser 6.2L 300 HP DTS Bravo Catalyst Seacore 4"RSR | x           |             |
| Mercruiser 6.2L 350 HP DTS Bravo Catalyst 4"RSR         | x           |             |
| Mercury Diesel 2.0L 170 HP Tier 3                       |             | x           |
| Mercury Diesel 3.0L TDI 260 HP                          | x           |             |

## MODEL SPECIFICATIONS

| MODEL SPECIFICATIONS        | 905 WEEKEND             | 755 WEEKEND            |
|-----------------------------|-------------------------|------------------------|
| Length Overall (M)          | 8,91/9,02 <sup>1</sup>  | 7,40/7,76 <sup>1</sup> |
| Length of Hull (M)          | 7,99                    | 6,99                   |
| Beam Maximum (M)            | 2,98                    | 2,85                   |
| Height - Without Canvas (M) | 3,45                    | 2,94                   |
| Dry Weight (Kg)             | 2713/3153 <sup>1</sup>  | 2138/2615 <sup>1</sup> |
| Draft Hull (M)              | 0,63/0,65 <sup>1</sup>  | 0,52/0,49 <sup>1</sup> |
| Fuel Capacity (L)           | 400                     | 300                    |
| CE Design Category          | B                       | C                      |
| Maximum Number of People    | 10                      | 9                      |
| Maximum Power (HP)          | 450/350 <sup>1</sup>    | 300/250 <sup>1</sup>   |
| Maximum Power (kW)          | 330/261 <sup>1</sup>    | 221/186 <sup>1</sup>   |
| Water Capacity (L)          | 100                     | 80                     |
| OB Shaft Length             | 1-XXL/2-XL <sup>1</sup> | XL                     |
| Maximum Load                | 1340/862 <sup>1</sup>   | 1235/735 <sup>1</sup>  |

### 1 inboard version



## PACKS AND EDITIONS

| PACKS AND EDITIONS  | 905 WEEKEND | 755 WEEKEND |
|---|-------------|-------------|
| <b>SMART EDITION</b>                                      | <b>X</b>    | <b>X</b>    |
| Cockpit Comfort Pack                                      | x           | x           |
| Cabin Comfort Pack  | x           |             |
| Cruise Pack   | x           |             |
| Galley Pack   |             | x           |
| Water Heating   | x           |             |
| Forward sun lounge  |             | x           |
| Cabin Curtains  |             | x           |
| Bow Electrical Windlass                                   |             | x           |
| Roof Hatch  |             | x           |
| Enclosed Sea Toilet                                       |             | x           |
| Electric Trim Tabs  |             | x           |
| Aft Seat with Folding Backrest                            |             | x           |
| Cockpit Flood Light                                       |             | x           |
| Shore Power   |             | x           |
| <b>COCKPIT COMFORT PACK</b>                               | <b>X</b>    | <b>X</b>    |
| Cockpit Table   | x           | x           |
| Cockpit sun lounge  | x           | x           |
| Aft Seat Extension L-Lounge                               | x           | x           |
| <b>CABIN COMFORT PACK</b>                                 | <b>X</b>    |             |
| Refrigerator  | x           |             |
| Microwave   | x           |             |
| Shore Power   | x           |             |
| <b>CRUISE PACK</b>  | <b>X</b>    |             |
| Roof Hatch  | x           |             |
| Cockpit Shower  | x           |             |
| Cockpit Flood Light                                       | x           |             |
| Forward sun lounge  | x           |             |
| Bow Electrical Windlass                                   | x           |             |
| <b>NAVIGATION PACK</b>                                    | <b>X</b>    |             |
| Electric Trim Tabs  | x           |             |
| Bow Thruster  | x           |             |
| <b>ELECTRONIC PACK</b>                                    | <b>X</b>    | <b>X</b>    |
| Simrad GPS/Chart Plotter 9" NSS evo 3 with HDI Transducer | x           | x           |
| Stereo Fusion with 6 speakers                             | x           | x           |
| VesselView link digital interface                         | x           | x           |
| <b>GALLEY PACK</b>  |             | <b>X</b>    |
| Refrigerator  |             | x           |
| Stove LPG   |             | x           |





## EQUIPMENT & OPTIONS

| HULL & DECK                | 905 WEEKEND    | 755 WEEKEND    |
|----------------------------|----------------|----------------|
| Bow Roller                 | v              | v              |
| Swim Ladder                | v              | v              |
| Navigation Lights          | v              | v              |
| Forward line/anchor Locker | v              | v              |
| Self Bailing Cockpit       | v              | v              |
| Rod holders                | v              | v              |
| Hull side windows          | v              | v              |
| Swim Platform              | v              | v              |
| Swim Platform Extension    | v              | o <sup>1</sup> |
| Dinghy Support             | o <sup>1</sup> |                |
| Flexiteek Flooring         | o              | o              |
| Hull Color (dark grey)     | o              | o              |
| LED Courtesy lights        | v              | v              |

| HELM  | 905 WEEKEND | 755 WEEKEND |
|---|-------------|-------------|
| SmartCraft Speedometer/Tachometer                         | v           | v           |
| Adjustable Steering Position                              |             | v           |
| VesselView link digital interface                         | Elec/ED     | Elec/ED     |
| Active Trim   | o           | o           |
| 12v electrical socket                                     | v           | v           |
| Stereo Fusion with 6 speakers                             | o/Elec      | Elec        |
| DAB Stereo kit with Antenna                               | o           | o           |
| Simrad GPS/Chart Plotter 9" NSS evo 3 with HDI Transducer | Elec        | Elec        |
| Simrad VHF RS20   | o           | o           |

| COCKPIT                     | 905 WEEKEND | 755 WEEKEND  |
|-----------------------------|-------------|--------------|
| Cockpit sun lounge          | Cockpit/ED  | Cockpit/ED   |
| Aft Bench Seat              | v           | v            |
| Storage below Aft Seat      | v           | v            |
| Aft Seat Folding Backrest   | v           | o/ED         |
| Aft Seat Extension L-Lounge | Cockpit/ED  | Cockpit/ED   |
| Cockpit Cushions            | v           | v            |
| Cockpit table               | Cockpit/ED  | o/Cockpit/ED |
| Cockpit Lighting            | Cruise/ED   | ED/o         |
| Cockpit Shower              | Cruise/ED   | v            |
| Transom Door                | v           | v            |

| CABIN   | 905 WEEKEND            | 755 WEEKEND |
|---|------------------------|-------------|
| Berths  | 6                      | 4           |
| Storage below Berth                                   | v                      | v           |
| Pilot Seats with Flip Bolster and Swivel              | v                      | v           |
| Dinette Seat Configuration                            | v                      | v           |
| Berth Cushions/Filler                                 | v                      | v           |
| Sea Toilet  |                        | o           |
| Cabin Lights  | v                      | v           |
| Opening Portlights                                    | v                      | v           |
| Cabin Table   | v                      | v           |
| Curtains  | Cabin/ED               | o/ED        |
| Deck Hatch  | v                      | v           |
| Roof Hatch  | Cruise/ED <sup>2</sup> | o/ED        |
| Hatch Screen Cover (hatch cover and mosquito net)     | o                      | o           |
| Interior Floor Carpet                                 | o                      |             |
| Screen Inovtech 21"5" LED HD 1080 with DVD, USB, HDMI | o                      |             |

| HEAD                | 905 WEEKEND    | 755 WEEKEND |
|---------------------|----------------|-------------|
| Sink with Tap       | v              |             |
| Shower              | v              |             |
| Enclosed Sea toilet | v <sup>3</sup> | o/ED        |
| Opening Portlight   | v              | v           |

| GALLEY        | 905 WEEKEND | 755 WEEKEND |
|---------------|-------------|-------------|
| Sink with Tap | v           | v           |
| Stove LPG     | v           | Gal/ED      |
| Refrigerator  | Cabin/ED    | Gal/ED      |
| Microwave     | Cabin/ED    |             |

| COVER & CANVAS              | 905 WEEKEND | 755 WEEKEND |
|-----------------------------|-------------|-------------|
| Sun Awning                  | o           | o           |
| Bimini                      | o           | o           |
| Bimini with Enclosed Canvas | o           | o           |

| BOW                | 905 WEEKEND | 755 WEEKEND |
|--------------------|-------------|-------------|
| Forward sun lounge | Cruise/ED   | o/ED        |

| EQUIPMENT                    | 905 WEEKEND    | 755 WEEKEND    |
|------------------------------|----------------|----------------|
| Shore Power                  | o/Cabin/ED     | o/ED           |
| City Water Inlet             | v              | v              |
| Grey Water System            | o <sup>4</sup> | o <sup>4</sup> |
| Mooring kit                  | o              | o              |
| Dual Battery System          | v              | v              |
| CO Monitor                   | v              | v              |
| Smoke Detector               | v              | v              |
| Water Heating                | ED             |                |
| Bow Thruster                 | Nav            | o              |
| Diesel Heating               | o              | o              |
| Air Conditioner              | o <sup>5</sup> | o <sup>6</sup> |
| Bow Electrical Windlass      | o/Cruise/ED    | o/ED           |
| Transom Electrical Windlass  | o              | o              |
| Fire extinguisher, portable  | v              | v              |
| Hydraulic Steering           | v              | v              |
| Electric Trim Tabs           | Nav            | o/ED           |
| Simrad 3G Radar              | o              | o              |
| Electric & Manual Bilge Pump | v              | v              |
| Spotlight                    | o              |                |
| Starboard Windscreen Wiper   | v              | v              |
| Port Windscreen Wiper        | v              | o              |
| Windscreen Wash              | v              | o              |
| OB Pre-Rigging               | v              | v              |

| PACKS                | 905 WEEKEND | 755 WEEKEND |
|----------------------|-------------|-------------|
| SMART Edition        | o           | o           |
| Cabin Comfort Pack   | o/ED        |             |
| Galley Pack          |             | o/ED        |
| Cockpit Comfort Pack | o/ED        | o/ED        |
| Cruise Pack          | o/ED        |             |
| Electronic Pack      | o           | o           |
| Navigation Pack      | o           |             |

v = Standard o = Optional A = Accessory  
 ED = Part of Smart Edition Cabin = Part of Cabin Comfort Pack  
 Cruise = Part of Cruise Pack Cockpit = Part of Cockpit Comfort Pack  
 Elec = Part of Electronic Pack Nav = Part of Navigation Pack  
 Gal = Part of Galley Pack

1. Outboard version only
2. Roof hatch curtains included
3. With electric flushing system
4. Choice between the system with dock discharge only or with manual outboard discharge
5. Air Conditioning/heating offered in 3 different configurations
6. On shore power





# **QUICKSILVER®**

Explore our dealer network at  
[www.quicksilver-boats.com](http://www.quicksilver-boats.com)



The quality system of Brunswick  
Marine in EMEA  
is ISO 9001:2008 certified.

© 2019 Brunswick Marine in EMEA. All Rights Reserved.  
Brunswick Marine in EMEA continuously explores means to improve the products it designs, manufactures and distributes. Every effort is made to produce sales and service literature which is current. Changes to specifications of engines, boats and accessories are ongoing. This brochure should not be regarded as a precise guide to the latest specifications. This brochure is also not an offer for sales of any particular engine, boat or accessory. Distributors and dealers are not agents of Brunswick Marine in EMEA or one of its affiliates and they have no authority to bind Brunswick Marine in EMEA by any express undertaking or representation, including but not limited to representations of product, sales, applications or service nature. Not all products are available in all countries and some are available only in limited quantities. Some products shown in this catalogue are equipped with optional accessories. Please see your local dealer.