

QUICKSILVER[®] ACTIV

BOWRIDER



20
19

THE QUICKSILVER ACTIV RANGE HAS ALWAYS PERFECTLY BLENDED FUN AND STYLE WITH PRACTICALITY AND SAFETY.

The evolving direction of the Quicksilver Activ range now builds on this strength with collaborations between highly experienced designers, engineers and naval architects from the Brunswick Group, a leading force in the boating world. A strong partnership that has led to an even greater line-up of fun boats with true integrity and depth.

Quicksilver Activ promises a world of style and innovative use of space made possible by the best in class length to beam ratio which also increases stability. A confidence further heightened by the deep V hull design creating a form that cuts through water efficiently and comfortably. A direct result of one of the most experienced naval architects in the industry being part of the team behind Quicksilver Activ.

So as you can see, we take fun very seriously. Welcome to style and substance.

Explore our complete range of boats and dealer network now at

www.quicksilver-boats.com





Life is now

CONTENT

Introduction	4
The Smart Edition	5
ACTIV 755 BOWRIDER	6
ACTIV 675 BOWRIDER	10
ACTIV 605 BOWRIDER	14
Specifications	18

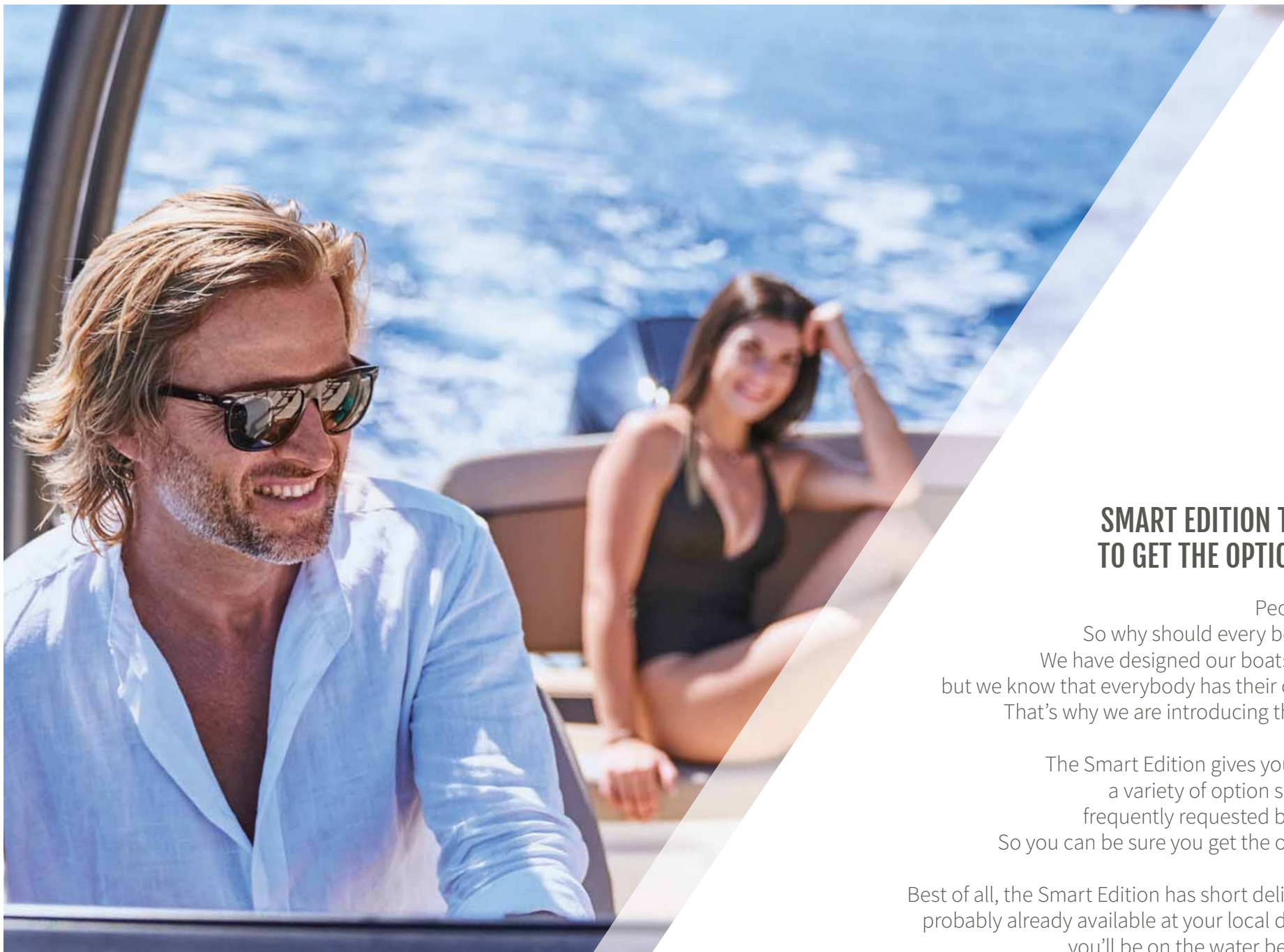
WELCOME TO THE BOWRIDER RANGE FROM QUICKSILVER.

The moment you look at an Activ, you know that it's designed for pure fun.

It's about fluid yet solid forms with soft lines and sharp, cut-through shapes creating a dynamic, sporty tension that says it's playtime. Purposeful designs still true to the essence and character of the original sketches; that spontaneous spark of inspiration. Creativity founded on experience, considered development and insight gained through solid research into the needs and desires of boat users resulting in a range of boats that offers you true freedom with the reassurance of structural and engineering integrity. Everything underpinned by safety, comfort and versatility. So you can cruise, water ski, or just soak up the sun with complete peace of mind. And with ease.

This is Activ.
Built on understanding.
Shaped by you.
Created for escape.





SMART EDITION THE BEST WAY TO GET THE OPTIONS YOU NEED

People are different.
So why should every boat be the same?
We have designed our boats for optimal use,
but we know that everybody has their own preferences.
That's why we are introducing the Smart Edition.

The Smart Edition gives you what you need:
a variety of option sets that are most
frequently requested by our customers.
So you can be sure you get the options you want.

Best of all, the Smart Edition has short delivery times and is
probably already available at your local dealer right now –
you'll be on the water before you know it.

ACTIV 755 BOWRIDER

BE ONE WITH THE WATER

The Activ 755 Bowrider is Quicksilvers' flagship model in the Bowrider range. The sporty and spacious bow rider combines comfort with design and performance. It's a smart choice if you want to take family and friends out for a day of delight on the water. The Activ 755 Bowrider fits 8 and is compatible with Mercury engine configurations from 150 to 300 hp, ensuring powerful and safe navigation at all times.



Length Overall (m)	6,99
Length of Hull (m)	6,91
Height - Without Canvas (m)	2,03
Dry Weight (Kg)	1446
Fuel Capacity (L)	280
CE Design Category	C
Maximum Number of People	8
Maximum Power (HP/KW)	300 / 221



SAFETY

Accessibility features include a wide cockpit entry, smartly positioned handrails all around, easy walking access from bow to stern and swim platforms to slide into the water.

With its deep cockpit, the boat is also suitable to take children along for a safe ride. A full windscreen with windscreen wiper adds to the weather protection.

DESIGN

The distinctive external lines of the Bowrider serie add to the Activ 755 Bowrider's sleek and sporty look. The bicolor helm, sport steering wheel and tinted windshield both look sharp and help you to drive safely. More design features are seamlessly integrated all over the boat, such as stylish armrests, cup holders with LED lighting and laminated teak flooring. Upgrade options like the permanent galley allow for an even more luxurious experience.

COMFORT

The pilot seat is a comfortable bucket seat with flip bolster and swivel. Next to it, the Activ 755 Bowrider has a double bidirectional co-pilot seat. That means there's room for 2 people to either look at the uncharted waters ahead or to enlarge the dining area or sun lounge in the cockpit. And, if you fully want to go for the sun you can convert the bow area in a full sun lounge as well. The ergonomic helm station features a tinted windshield, SmartCraft instrumentation and an optional 9" Simrad GPS/chartplotter. Dedicated storage area is available in front of the co-pilot seat and at all corners of the boat.

VERSATILITY

The Activ 755 Bowrider's versatility is most at play in the cockpit area. Its default configuration provides ample space for socializing and dining with the removable teak table. A fully enclosed canvas keeps you dry and warm on rainy days. Better weather calls for the chaise lounge set-up. Switch between reading and relaxing with the 120° inclinable backrest. And when the sun's really out, you convert the cockpit into an extra-large sun lounge.

SMART EDITION

Be sure to get what you need: the Smart Edition is based on the options that are most frequently requested by our customers. In addition to that you save an average of 10 % when compared to ordering options separately and this edition is probably already available at your local dealer right now.



ACTIV 755 BOWRIDER

1&2



Versatile cockpit area, suitable for cruising and dining. Double co-pilot seat with bi-directional seat backrest and storage underneath the seat

Optional permanent galley with integral sink, cutting board and LPG stove



Integrated canvas storage



10

Plenty of convenient storage throughout the boat

2



Double co-pilot seat with bi-directional seat backrest and storage underneath the seat



Swim platform extensions



11

1



Versatile cockpit area, suitable for extra-large sun lounge for a maximum sunbathing capacity and easy water access

4



Ergonomic helm with SmartCraft instrumentation with mounting space for optional 9" GPS/Chart plotter

Unique bow drain system avoids water to accumulate and flow into the cockpit



17

Storage below seating and dedicated storage for the cockpit table
Convenient storage area for small items in front of co-pilot seat



6 & 7



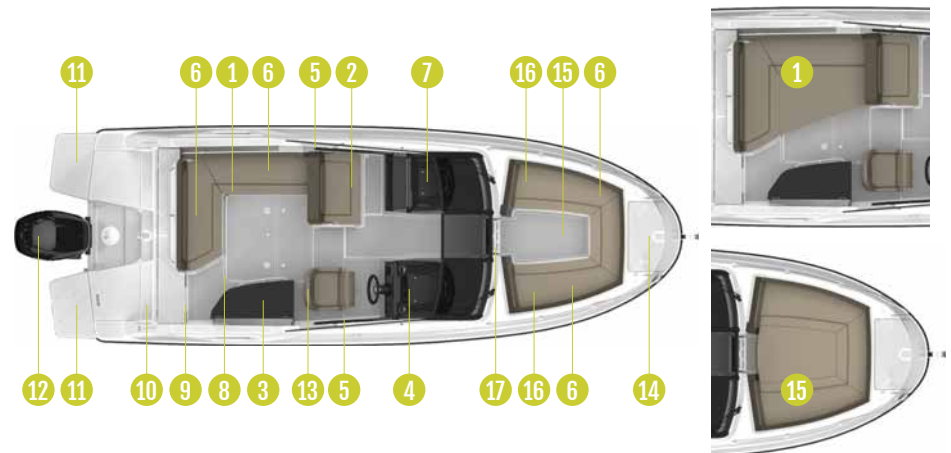
15 & 16



Wide bow area to relax and socialize; the bow area converts into a sun lounge
Large bow seats with integrated armrests and blue LED cup holders

MODEL FEATURES

1. Versatile cockpit area, suitable for:
1) Cruising and dining, 2) Relaxing and reading with the inclinable backrest, 3) Extra-large sun lounge for a maximum sunbathing capacity and easy water access
2. Double co-pilot seat with bi-directional seat backrest and storage underneath the seat
3. Optional permanent galley with integral sink, cutting board and LPG stove
4. Ergonomic helm with SmartCraft instrumentation with mounting space for optional 9" GPS/Chart plotter
5. Integrated armrests and blue LED cup holders on both starboard and portside
6. Storage below seating and dedicated storage for the cockpit table
7. Convenient storage area for small items in front of co-pilot seat
8. Deep cockpit for more safety and dryer ride
9. Wide aft cockpit entry
10. Integrated canvas storage
11. Swim platform extensions
12. Single engine configuration from 150 up to max 300 hps
13. Comfortable bucket seat with flip bolster & swivel
14. Anchor storage/windlass
15. Wide bow area to relax and socialize; the bow area converts into a sun lounge
16. Large bow seats with integrated armrests and blue LED cup holders
17. Unique bow drain system avoids water to accumulate and flow into the cockpit



ACTIV 675 BOWRIDER

IN TOUCH WITH THE WATER

The Activ 675 Bowrider is a great boat to stay in touch with the water. Up to 7 people pick a spot in the bow area or in the cockpit. Not a single inch of deck surface is left unused, yet the designers still found a way to integrate a compact, functional cabin.



Length Overall (m)	6,48
Beam Maximum (m)	2,46
Height - Without Canvas (m)	1,83
Dry Weight (Kg)	1274
Fuel Capacity (L)	230
CE Design Category	C
Maximum Number of People	7
Maximum Power (HP/KW)	225 / 165



SAFETY

Safety begins at the helm station. It holds ample space for optional navigation and engine hardware such as a GPS/chart plotter, Mercury VesselView Link, Active Trim and Zipwake Dynamic Trim Control. This equipment will help you get even better handling and get the best performance while reducing the consumption. The Mercury engine itself ensures a sporty and reliable handling from 115 up to 225 hp. Also, a deep cockpit and high freeboard at the bow allow for both children and adults to sit down and move around on the boat in all safety.

COMFORT

The bow is separated from the rest of the Activ 675 Bowrider by an access door with a drain system to keep the cockpit dry. A conveniently designed portside walkway makes it easy to go from stern to bow and back. There is no level difference between both areas and the whole of the surface remains at your disposal at all times. Piloting comfort is a given thanks to twin bolster seats on a polyester pedestal base and twin cup holders. Cheers!

VERSATILITY

Did you cruise towards your favourite spot on the water? Or do you just feel like a quick break? Awesome idea! Option 1: switch the position of the backrest to face the water when you are relaxing on the aft seat. Option 2: mount the dinner table. Option 3: convert the cockpit area and/or the bow into large sun lounges. In the cabin, you decide what to add: a pull-out sea toilet, a sink, a fridge drawer or all of the above.

STORAGE

The Activ 675 Bowrider has storage underneath the swim platform, the aft seat and the cockpit seats. All of that space is available for whatever you want to bring on board. Do you also want a bimini with enclosure? If so, no need to ask yourself where these things go: there's integrated storage that facilitates quick deployment.

SMART EDITION

Be sure to get what you need: the Smart Edition is based on the options that are most frequently requested by our customers. In addition to that you save an average of 10 % when compared to ordering options separately and this edition is probably already available at your local dealer right now.


ACTIV 675 BOWRIDER



Versatile cockpit area suitable for cruising and dining, relaxing and reading with the inclinable backrest, sun lounge and extended sun lounge with easy water access



Large swim platforms and motor well step for easy access to both sides of transom. Swim ladder



Drain system to avoid water accumulation



Deep cockpit to ensure children's and adult's safety when moving around the boat



Optional refrigerator



Bow to stern walkthrough



1 Sociable bow area that can be converted to sun lounge



15 Large swim platforms and motor well step for easy access to both sides of transom

Stylish windshield and ergonomic helm station with instrumentation and mounting space for a 9" GPS/Chart plotter. Integrated armrests and cup holder



5 & 6

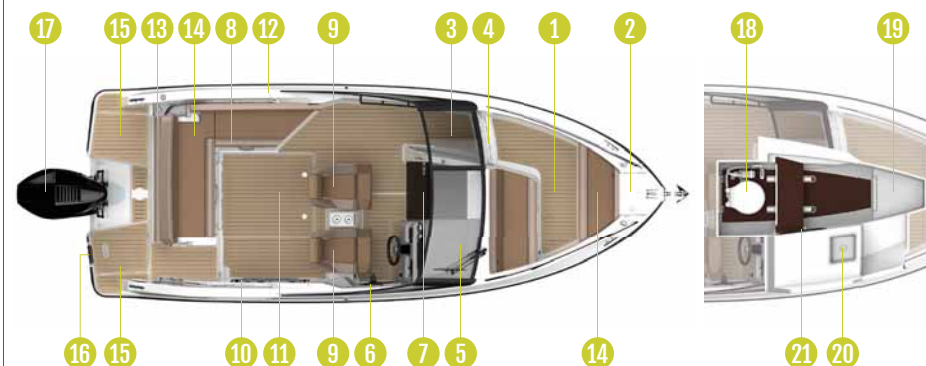
Plenty of convenient storage throughout the boat



14

MODEL FEATURES

- 1.** Sociable bow area that can be converted to sun lounge
- 2.** Anchor storage and step-out area via the bow
- 3.** Bow to stern walkthrough
- 4.** Drain system to avoid water accumulation
- 5.** Stylish windshield and ergonomic helm station. With instrumentation and mounting space for a 9" GPS/Chart plotter
- 6.** Integrated armrests and cup holder
- 7.** Semi-transparent sliding cabin door
- 8.** Versatile cockpit area suitable for
 - 1.** Cruising and dining, **2.** Relaxing and reading with the inclinable backrest, **3.** Sun lounge and extended sun lounge with easy water access
- 9.** Twin bolster seats with integrated cup holders. The seats are mounted on a pedestal to minimize shocks and vibrations while navigating
- 10.** Dedicated fenders storage
- 11.** Cockpit hatch for easy access to underdeck components
- 12.** Deep cockpit to ensure children's and adult's safety when moving around the boat
- 13.** Integrated canvas storage
- 14.** Plenty of convenient storage throughout the boat
- 15.** Large swim platforms and motor well step for easy access to both sides of transom
- 16.** Swim ladder
- 17.** Single engine configuration up to max 225 hp
- 18.** Cabin with optional pull out marine toilet
- 19.** Opening portlight
- 20.** Optional sink
- 21.** Optional refrigerator



ACTIV 605 BOWRIDER

THE GREAT ESCAPE

You'll have no trouble surrounding yourself with friends and family in this sporty and generously-proportioned bow rider. The Activ 605 Bowrider has a large bow area with a generous u-shaped seating area which converts into a cozy sun lounge, making the perfect environment for relaxing family trips and a sporting day out with friends.



Length Overall (m)	5,73
Beam Maximum (m)	2,29
Height - Without Canvas (m)	1,85
Dry Weight (Kg)	895
Fuel Capacity (L)	110
CE Design Category	C
Maximum Number of People	6
Maximum Power (HP/KW)	150 / 110



SAFETY

Quicksilver's flair for practical features is further showcased with its integrated deck water management system; running from stern to cockpit it features a gasketed door and bow floor drain. The optimal design of the boat marries good cockpit depth with easy access to the water for a secure feeling afloat.

COMFORT

With a wealth of features which are conspicuously absent in its competitors' equivalents, the Activ 605 Bowrider gives you an enviable combination of space, style, practicality, and comfort for convivial days on the water. The cockpit area is ideal for dining and the 12v cooler is a welcome option for many, keeping food and drinks delightfully fresh on the longest hottest days.

VERSATILITY

Offering a wide range of practical innovations, the Activ 605 Bowrider's bow easily converts into one of the largest sun lounges in its class. And that's just the start of the fun. There's a dedicated waterskiing pole for whenever the mood takes you and, when you want to really cool down, a wide stern creates a bigger area to make getting into the water easier.

STORAGE

As ever, intelligent use of space is a key feature, so the integrated stowaway compartments include multi-use storage area for bulky sports equipment such as the ski mast but also dedicated storage for the fully enclosed canvas. This is also the only boat with 4 storage compartments over the transom area, so dining, diving, fishing, and skiing gear can all be easily accommodated.

SMART EDITION

Be sure to get what you need: the Smart Edition is based on the options that are most frequently requested by our customers. In addition to that you save an average of 10 % when compared to ordering options separately and this edition is probably already available at your local dealer right now.



ACTIV 605 BOWRIDER

12



Large bow seats
with storage below seating

4



Storage below seating and dedicated storage for
cockpit table and 12v cool box

5



Convenient storage area for small items
in front of co-pilot seat

1



Versatile cockpit area convertible to dining
area and with removable real teak table

3



Ergonomic helm with
SmartCraft instrumentation
with mounting space for
optional 9" GPS/Chart plotter

Integrated swim ladder and
optional cockpit shower.
Large swim platform for
safe and easy access in and
out of the water



7 & 8

9



Integrated canvas storage



Unique bow drain system avoids water to accumulate and flow into the cockpit

Integrated swim ladder and optional cockpit shower

Large bow seats with storage below seating



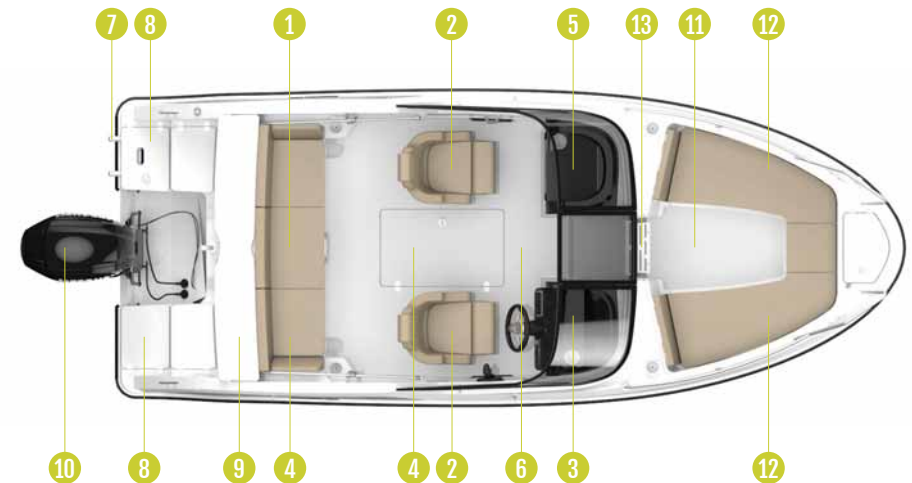
12



7

MODEL FEATURES

1. Versatile cockpit area convertible to dining area and with removable real teak table
2. Comfortable pilot and co-pilot seats with flip bolster and swivel
3. Ergonomic helm with SmartCraft instrumentation with mounting space for optional 9" GPS/Chart plotter
4. Storage below seating and dedicated storage for cockpit table and 12v cool box
5. Convenient storage area for small items in front of co-pilot seat
6. Deep cockpit for more safety and dryer ride
7. Integrated swim ladder and optional cockpit shower
8. Large swim platform for safe and easy access in and out of the water
9. Integrated canvas storage
10. Single engine configuration from 100 up to 150 hp
11. Versatile bow area to relax and socialize; the bow area converts into a sun lounge
12. Large bow seats with storage below seating
13. Unique bow drain system avoids water to accumulate and flow into the cockpit



SPECIFICATIONS

ENGINE SPECIFICATIONS

Choose among our vast range of robust and powerful Mercury outboard engines, the most appreciated of all time. You'll have the very best and most up-to-the-minute engine power to take your boat out to enjoy the delights of the water.

Moreover, you will benefit from a national and international network of dealers for service. Additionally, a five-year warranty programme is applicable for all eligible Mercury outboard engines*. The programme will be offered to owners of new Mercury outboard engines**. The warranty applies to Mercury Verado® and FourStroke engines purchased in Europe, the Middle East, Africa and the CIS region.

The five years of comprehensive factory-backed coverage includes labour for failures caused by defects in material or workmanship. What's more, the new warranty is transferable if the engine is sold within the five-year period. The warranty applies to recreational use only.

* Conditions and exclusions apply.

** Provided that all extended warranty conditions are met.

MERCURY ENGINE OPTION	ACTIV BOWRIDER		
	755	675	605
Mercury F100 / F100 CT			x
Mercury F115 / F115 CT			x
Mercury F150		x	x
Mercury 175 V6	x	x	
Mercury 200 V6	x	x	
Mercury 225 V6	x	x	
Mercury 250 V8 Verado	x		
Mercury 300 V8 Verado	x		

MODEL SPECIFICATIONS

MODEL SPECIFICATIONS	ACTIV BOWRIDER		
	755	675	605
Length Overall (m)	6,99	6,48	5,73
Length of Hull (m)	6,91	6,20	5,65
Beam Maximum (m)	2,55	2,46	2,29
Height - Without Canvas (m)	2,03	1,83	1,85
Dry Weight (Kg)	1446	1274	895
Draft Hull (m)	0,55	0,46	0,43
Fuel Capacity (L)	280	230	110
CE Design Category	C	C	C
Maximum Number of People	8	7	6
Maximum Power (HP)	300	225	150
Maximum Power (kW)	221	165	110
Water Capacity (L)	80	45	32
OB Shaft Length	XL	XL	XL
Maximum Load (Kg)	960	840	695



PACKS AND EDITIONS

PACKS AND EDITIONS	ACTIV BOWRIDER		
	755	675	605
SMART EDITION	x	x	x
Cockpit Comfort Pack	x		
Electronic Pack	x	x	
Bimini			x
Forward sun lounge			x
Cockpit Shower		x	x
Ski Pole			x
LED Courtesy Lights		x	
Cockpit Sun Lounge		x	
Real teak cockpit table		x	
Starboard Flip Seat		x	
Refrigerator		x	

PACKS AND EDITIONS	ACTIV BOWRIDER		
	755	675	605
COCKPIT COMFORT PACK	x		
Cockpit sun lounge	x		
Refrigerator	x		
Cockpit Shower	x		
Galley (sink w/pressured water & LPG Stove	x		
Forward sun lounge	x		
Port windscreen wiper	x		
Real teak cockpit table	x		
Blue LED cup holders + LED Courtesy Lights	x		

PACKS AND EDITIONS	ACTIV BOWRIDER		
	755	675	605
ELECTRONIC PACK	x	x	x
Simrad GPS/Chart Plotter 7" Evo 3			x
Simrad GPS/Chart Plotter 9" Evo 3	x	x	
Stereo Fusion with speakers	x	x	x
VesselView Link digital interface	x	x	x

EQUIPMENT & OPTIONS

HULL & DECK	ACTIV BOWRIDER		
	755	675	605
Bow Roller	v	v	
Swim Ladder	v	v	v
Navigation Lights	v	v	v
Forward line/anchor Locker	v	v	v
Self Bailing Cockpit	v	v	v
Ski Pole	o	o	o/ED
Swim Platforms	v	v	v
Swim Platform Extensions	o		
Flexiteek Flooring	o	o	o
Hull Color (Dark Grey)	o	o	o
LED Courtesy lights	Cockpit/ED	ED	
Motorwell Bridge		v	

BOW	ACTIV BOWRIDER		
	755	675	605
Forward sun lounge	o/Cockpit/ED	o	o/ED
Bow cushions	v	v	v

EQUIPMENT	ACTIV BOWRIDER		
	755	675	605
Grey Water System	o		
Mooring kit	o	o	o
Single Battery System		v	v
Dual Battery System	v		
CO Monitor		v	
Bow Electrical Windlass	o	o	
Fire extinguisher	v	v	v
Hydraulic Steering	v	v	v
Electric Trim Tabs	o		
ZipWake Dynamic Trim-Control		o	
Electric & Manual Bilge Pump	v	v	v
Starboard Windscreen Wiper	v	v	v
Port Windscreen Wiper	Cockpit/ED		
Windscreen Wash	v		
OB Pre-Rigging	v	v	v

PACKS	ACTIV BOWRIDER		
	755	675	605
SMART Edition	o	o	o
Electronic Pack	o/ED	o/ED	o
Cockpit Comfort Pack	o		

HELM	ACTIV BOWRIDER		
	755	675	605
SmartCraft Speedometer/Tachometer	v	v	v
Adjustable Steering Position	v		
VesselView link Digital Interface	Elec/ED	Elec/ED	Elec
Active Trim	o	o	o
12v electrical socket	v	v	v
Stereo Fusion with 2 speakers		Elec/ED	o/Elec
Stereo Fusion with 4 speakers	Elec/ED		
DAB Stereo kit with Antenna	o	o	o
Simrad GPS/Chart Plotter 7" NSS Evo 3 with HDI Transducer			Elec
Simrad GPS/Chart Plotter 9" NSS Evo 3 with HDI Transducer	Elec/ED	Elec/ED	

COCKPIT	ACTIV BOWRIDER		
	755	675	605
Pilot Seat with Flip Bolster and Swivel	v	v	v
Co-pilot Seat		v	v
Cockpit sun lounge	o/Cockpit/ED	o/ED	
Aft Bench Seat	v	v	v
Storage below Aft Seat	v	v	v
Aft Seat Folding Backrest	v	v	
Aft Seat Extension L-Lounge	v		
Cockpit Cushions	v	v	v
Cockpit table	v	v	
Real teak cockpit table	o/Cockpit/ED	o/ED	o
12v Cool Box	v ¹		o
Cockpit Shower	Cockpit/ED	o/ED	o/ED
Starboard Flip Seat		o/ED	

¹ Upgraded to refrigerator in Cockpit Comfort Pack

v = Standard
o = Optional
A = Accessory
ED = Part of Smart Edition
Elec = Part of Electronic Pack
Cockpit = Part of Cockpit Pack

As a company committed to continuous product improvement specifications are subject to change.

CABIN	ACTIV BOWRIDER		
	755	675	605
Sea Toilet		o	
Sink with Tap		o	
Cabin Lights		v	
Opening Portlights		v	
Refrigerator		o/ED	

GALLEY	ACTIV BOWRIDER		
	755	675	605
Sink with Tap	Cockpit/ED		
Stove LPG	Cockpit/ED		
Refrigerator	Cockpit/ED		

COVER & CANVAS	ACTIV BOWRIDER		
	755	675	605
Mooring Cover	o	o	o
Bimini	o	o	o/ED
Bimini with Enclosed Canvas	o	o	o
Wakeboard Tower with Bimini	o	o	o
Seat Cover	A	A	A



QUICKSILVER®

Explore our dealer network at
www.quicksilver-boats.com



© 2019 Brunswick Marine in EMEA. All Rights Reserved.

Brunswick Marine in EMEA continuously explores means to improve the products it designs, manufactures and distributes. Every effort is made to produce sales and service literature which is current. Changes to specifications of engines, boats and accessories are ongoing. This brochure should not be regarded as a precise guide to the latest specifications. This brochure is also not an offer for sales of any particular engine, boat or accessory. Distributors and dealers are not agents of Brunswick Marine in EMEA or one of its affiliates and they have no authority to bind Brunswick Marine in EMEA by any express undertaking or representation, including but not limited to representations of product, sales, applications or service nature. Not all products are available in all countries and some are available only in limited quantities. Some products shown in this catalogue are equipped with optional accessories. Please see your local dealer.

www.quicksilver-boats.com