

# UTTERN

MODEL YEAR 2017







# ONCE YOU DISCOVER THE FREEDOM WITHIN SUDDENLY LIFE HAS NO LIMITS.

Freedom is all about having the space to be your true self. In listening to our customers, we have found how best to refine each element of our craft to make them the best they can be.

Always guided by simplicity and functionality, nothing is superfluous, we bring you real solutions that meet your practical needs. With features such as the integrated all-weather canopy and generous, convivial cockpit we ensure you get the most out of your time on the water.

Here are boats with an inner sense of confidence, where understated, classic Scandinavian style meets everyday practicality. Come rain or shine, an Uttern boat is created to take you where you want to be. To freedom within.

---

DISCOVER  
THE WORLD  
OF UTTERN

[WWW.UTTERN.COM](http://WWW.UTTERN.COM)

# DESIGNED AROUND YOU, BUILT FOR THE REAL WORLD

Explore hidden shores. Relax on deck. Take a dip from the swim platform. Enjoy sunny days and gentle breezes. Inspired by classic boat design, yet with a thoroughly contemporary feel, an Uttern allows you to escape and discover a sense of natural simplicity. From our trademark classic shapes and flowing symmetry to a strong sense of practicality, so many things come together to make your Uttern boating experience special, wherever your journey takes you.

Whatever the weather, our boats are built to handle Nordic conditions and the unpredictable power of nature. Robust and stable in the water, they are characterised by their spacious freeboard and conveniently placed grab rails. A generous cockpit depth and a high line add to the feeling of

confidence and safety without restricting access to the water. And should the weather take a turn for the worse, the integrated canopy can be quickly deployed to keep the elements at bay.

Together with the finesse of the overall finish, every aspect has been carefully engineered to ensure each feature is integrated seamlessly. With practicality always at its heart, navigation on and off the boat is easy whilst the stern houses a versatile cockpit with ample storage.

WELCOME TO UTTERN,  
THE CONSIDERED CHOICE







## THE PREMIUM EDITION

THE BEST WAY TO GET  
THE OPTIONS YOU NEED



People are different. So why should every boat be the same? We have designed our boats for optimal use, but we know that everybody has their own preferences. That's why we are introducing the Premium Edition.

The Premium Edition gives you what you need: a variety of option sets that are most frequently requested by our customers. So you can be sure you get the options you want. They also save you an average of 10% when compared to ordering options separately.

Best of all, the Premium Edition has short delivery times and is probably already available at your local dealer right now – you'll be on the water before you know it.





N 57° 38'





## CONTENT

---

p. 5	Premium Edition
p. 9	D77
p. 15	New D70
p. 21	D62
p. 25	D57
p. 29	New T70
p. 35	T62
p. 39	T57
p. 43	T51
p. 47	S62
p. 51	S57
p. 55	S51
p. 59	S45
p. 63	New C87
p. 69	New C77
p. 74	Specifications, Packs & Editions







# D77

## THE STANDARD-BEARER FOR DAY-CRUIISING



Wherever you want to go this weekend, the D77 will take you there in comfort and style. The D77 accommodates nine and up to four people for overnight cruising. It is ideally suited for refined sport and leisure use with family and friends.

Designed for fast and stable cruising, the D77 offers powerful performance and uncompromising safety that really go the distance. Superior navigation equipment, ergonomically designed pilot and passenger seating and refined accommodation facilities all combine to provide the complete luxury package, whether it's for skiing, water sports, island hopping or coastal cruising. Plus, with its top engine configuration of single 400hp or twin 200hp Verado Mercury outboards, the D77 offers a performance that few others in its class can match.

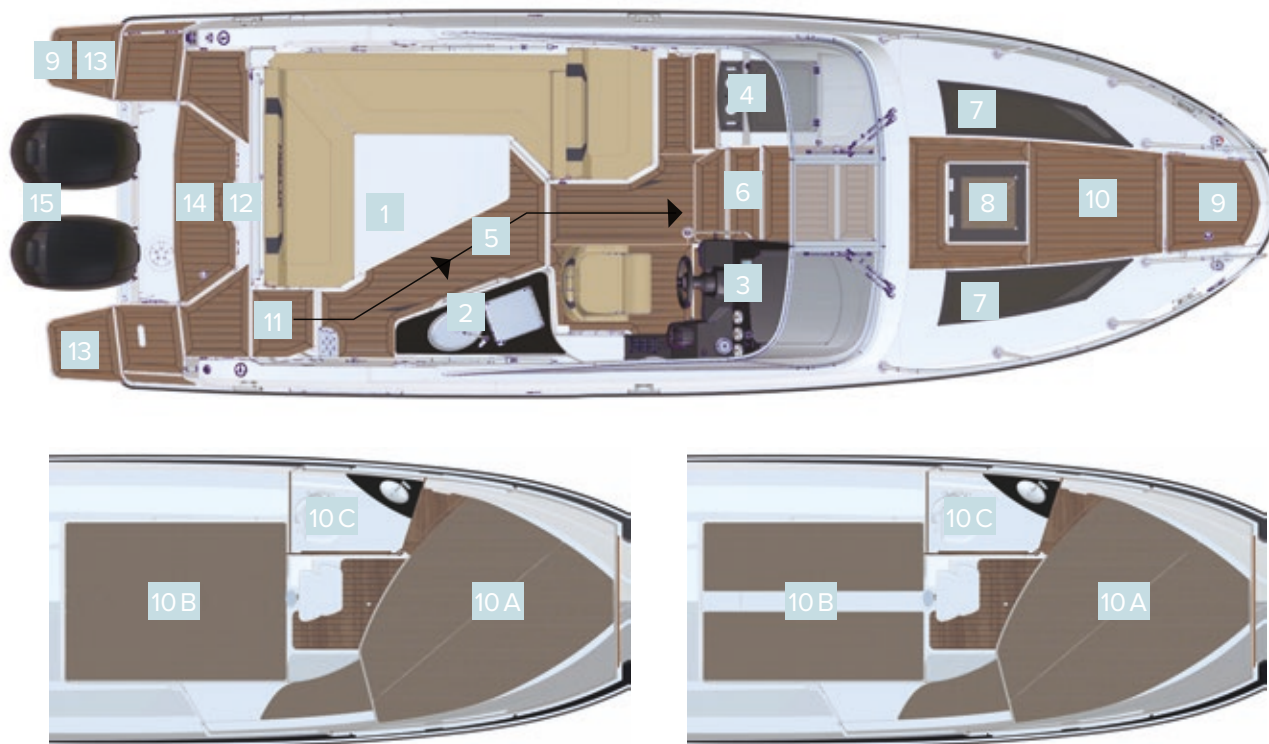
The last word in versatility and comfort, the D77 is packed with luxury options fitted as standard. Laminated teak decking and flooring. A teak dining table that suited for five people. Three different cockpit configurations from comfortable cockpit seating to dining area to spacious sun lounge.

Not to mention safety and convenience features such as the high stainless steel bow guardrails, wide steps to the bow and twin aft swim platforms. With overnight accommodation facilities designed to cater for up to four adults, the D77 offers a spacious and airy double forward cabin, twin mid-berths, a practical yet private marine toilet with its own window and a robust and practical galley with a refrigerator, fresh water system and stove. The interiors are fitted out in elegance and style, with eye for detail in the upholstery finishing and cabinets giving an overall impression of space and ergonomic design with a sense of refinement.

The D77 can quickly transform into a stylish performance day boat for up to 9 people, offering multiple configurations for fun and leisure use with family and friends. Moreover, its excellent sea handling and intelligent options such as windscreen wipers and defrost mean that you can enjoy the D77 in most weather conditions and throughout the year.

### PREMIUM EDITION

Be sure to get what you need: the Premium Edition is based on the options that are most frequently requested by our customers. In addition to that you save an average of 10% when compared to ordering options separately and this edition is probably already available at your local dealer right now.



## D77 PRODUCT FEATURES

- 1.** Versatile cockpit area, convertible for: 1) cruising and dining area 2) sun lounge area with inclined backrest 3) completely extended sun lounge area for maximum sunbathing capacity and easy water access
- 2.** Permanent galley with stainless steel sink with cutting board lid, standard 12V cooler, optional fridge & counter-top stove
- 3.** Ergonomic helm with SmartCraft instrumentation with mounting space for optional 9" GPS/Chart plotter and Mercury NMEA 2000 gateway module for engine data
- 4.** Storage area for small items and beverages in front of pilot and co pilot seats
- 5.** Easy walking access from bow to stern
- 6.** Wide steps to access the foredeck
- 7.** Large skylights on deck and the side of the hull for ample light in cabin
- 8.** Cabin hatch provides ventilation
- 9.** Anchor – windlass
- 10.** Cabin for 4 adults: (A) Main forward berth, (B) mid berth, (C) separated sink and sea toilet
- 11.** Wide aft cockpit entry
- 12.** Enclosed canvas storage
- 13.** Double swim platform
- 14.** Motor well bridge: easy access to both sides of transom
- 15.** Single or twin engine configuration capability of max 400 hp







## D77 PRODUCT SPECIFICATION

Length overall (m)	7,69
Beam maximum (m)	2,55
Height - without canvas (m)	2,26
Dry weight without engine (kg)	1848
Fuel capacity (l)	280
CE design category	C
Maximum number of people	9
Maximum power (hp)	400







### D77 Premium Edition contains:

#### Cockpit Comfort Pack

- Shower
- Ski mast
- Refrigerator
- Wallas 800 stove with heater

#### Cabin Comfort Pack


- Diesel heater
- Curtains

#### Electronic Pack

- 9" GPS/Chart plotter NSS evo 2
- Stereo Fusion with 6 speakers
- Gateway module for engine data













# D70

## EXPERIENCE THE DIFFERENCE



Break away for a day trip or a weekend on the water. The D70's deep cockpit and full windscreen keep you and your passengers safe and dry during the ride. Inside, the cabin's wide windows offer the best views you'll ever find in a 7-meter boat.

Customisation is key. The cockpit area offers 3 configurations, several packs allow for significant upgrades of the boat's accessories and there's a whole range of Mercury engines available.

The D70 is powered by a single outboard Mercury engine with up to 300 hp, ensuring secure and agile navigation. Accessibility features include a wide cockpit entry, smartly positioned handrails all around, easy walking access from bow to stern and swim platforms to slide into the water.

With its deep cockpit, the boat is also suitable to take children along for a safe ride. A full windscreen with windscreen wiper adds to the weather protection.

Its distinctive external lines give the boat an uncluttered, smooth and sporty look. Eye catchers are the bicolour helm, the sleek windshield and the new electric blue

hull colour. Smart design created room for integrated armrests with cup holders, a cockpit galley for outside cooking and invisible canvas storage. The cabin makes the most of the available space and light with a roomy berth, large windows and integrated storages.

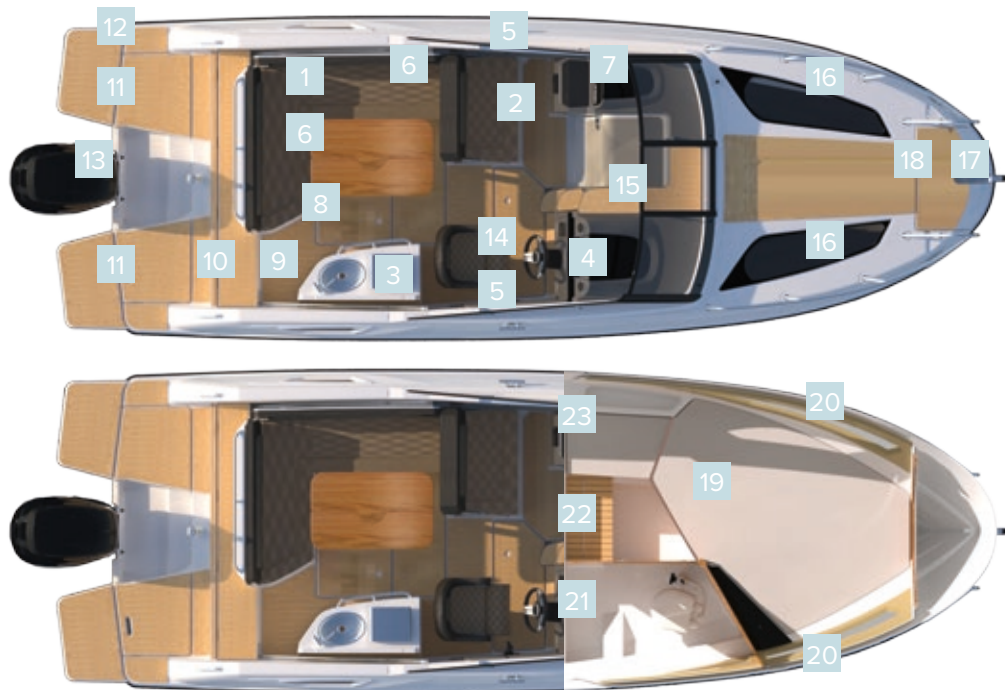
Passengers are well taken care of wherever they are on the D70. The large cockpit lets you enjoy being outside and on the water as much as possible. It includes a full galley with sink, Wallas stove with heater and refrigerator. Large swim platforms provide easy access to the water and wide steps do the same for cabin entry.

The cabin boasts room for 2 to spend the night and see the sun rise through its wide side windows. Plus, there's a full enclosed marine toilet.

How do you like your cockpit area? Its adjustable reclining bench offers 3 configurations: up, chaise lounge and extra-large sun lounge. These let you choose from a multitude of activities: talk, dine, relax, read, sunbathe, you name it! The co-pilot seat has a dual function as well. Sit down in the forward-facing seat or use it to expand the seating area and sun lounge.

### PREMIUM EDITION

Be sure to get what you need: the Premium Edition is based on the options that are most frequently requested by our customers. In addition to that you save an average of 10% when compared to ordering options separately and this edition is probably already available at your local dealer right now.



## D70 PRODUCT FEATURES

1. Versatile cockpit area: Suitable for 1. Cruising and dining  
2. Relaxing and reading with the inclinable backrest  
3. Extra-large sun lounge and easy water access
2. Double co-pilot seat with bi-directional seat backrest and storage underneath the seat
3. Optional permanent galley with integral sink, cutting board, Wallas 800 stove with heater and refrigerator (located under the co-pilot seat)
4. Ergonomic helm with SmartCraft instrumentation with mounting space for optional 9" GPS/Chart plotter and Mercury NMEA 2000 gateway module for engine data
5. Integrated armrests and blue LED cup holders on both starboard and portside
6. Storage below seating and dedicated storage for the cockpit table
7. Convenient storage area for small items for co-pilot
8. Deep cockpit for more safety and dryer ride
9. Wide aft cockpit entry
10. Integrated canvas storage
11. Swim platform extensions
12. Transom windlass
13. Single engine configuration up to max 300 hp
14. Comfortable bucket seat with flip bolster & swivel
15. Permanent and easy access to the cabin and foredeck
16. Large skylight on deck for ample light in cabin
17. Anchor storage/windlass
18. Safe access via the bow
19. Spacious cabin with double berth and large storage
20. Large side windows with opening portlights for natural lighting and ventilation
21. Fully enclosed sea toilet
22. Wide step for convenient and safe access
23. Bench with underneath storage







## D70 PRODUCT SPECIFICATION

Length overall (m)	6,99
Beam maximum (m)	2,55
Height - without canvas (m)	2,03
Dry weight without engine (kg)	1550

Fuel capacity (l)	280
CE design category	C
Maximum number of people	8
Maximum power (hp)	300







### D70 Premium Edition contains:

---

#### Cockpit Comfort Pack

- Cockpit shower
- Ski mast
- Refrigerator
- Full galley with sink and Wallas stove

#### Electronic Pack

- 9" GPS/Chart plotter NSS evo 2
- Stereo Fusion with 4 speakers
- Gateway module for engine data













# D62

## WHERE DO YOU WANT TO GO?



The ease of access through bow and stern; the well thought-out cockpit; the seamless integration of the features. The D62 allows intelligent design and engineering to work as one.

From the reassurance of rugged decking to the classic horseshoe seating and bow cabin for sleeping or storage, this is an easy-going experience. Feeling hungry? You're free to quickly convert your cockpit into a relaxed dining area that comfortably seats six people. Looking to soak up the sun? You'll soon be lying in one of the biggest sun decks in its category.

A wealth of stowage under the seats means you'll have plenty of room for all those little extras. Getting on and off board couldn't be easier with access points at the bow and the stern. Anti-slip steps provide extra grip as well as an integrated stainless steel ladder that is ready for every eventuality.

Even the weather won't pose you a problem.

A unique integrated canvas canopy neatly stows away when the weather is fine, and can be easily raised should the weather worsen. A high sheer line and a deep cockpit add even more confidence and greater protection in all weathers.

What's more, that attention to detail flows throughout the boat. A specifically shaped locker for the fender maximises the use of available space, large stairs make for safe access to the bow, while a swivel cockpit seat makes this a very sociable boat.

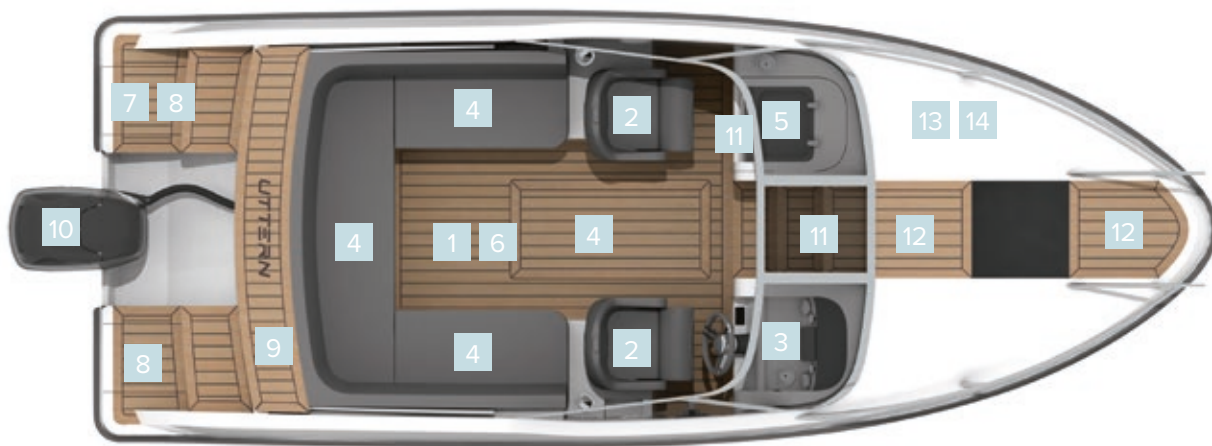
Descend into the cabin and you'll find everything equally considered there, too. A large foredeck hatch provides good ventilation and lighting as well as plenty of bow storage to help keep everything neat and tidy. A marine flush toilet is available as an option.

Choose our exuberant Premium Edition and add even greater style and comfort.

### PREMIUM EDITION

Be sure to get what you need: the Premium Edition is based on the options that are most frequently requested by our customers. In addition to that you save an average of 10% when compared to ordering options separately and this edition is probably already available at your local dealer right now.





## D62 PRODUCT FEATURES

1. Versatile cockpit with U-seating area: Suitable for 1. Cruising and dining with removable real teak table 2. Relaxing and reading with a large sun lounge
2. Pilot & co-pilot bucket seats with flip bolster and swivel, pivoting seats
3. Ergonomic helm with SmartCraft instrumentation and mounting space for optional 7" GPS/Chart plotter
4. Storage below seating and dedicated storage for cockpit table and 12v cool box
5. Convenient storage area for small items for co-pilot
6. Deep cockpit for enhanced safety
7. Integrated swim ladder and optional cockpit shower
8. Large swim platform for safe and easy access in and out of the water
9. Integrated canvas storage
10. Single engine configuration up to max 200 hp.
11. Permanent and easy access to the cabin and foredeck
12. Safe access via the bow
13. Spacious cabin with double berth and large storage
14. Optional sea toilet







## D62 PRODUCT SPECIFICATION

Length overall (m)	6,33
Beam maximum (m)	2,39
Height - without canvas (m)	1,79
Dry weight without engine (kg)	1135

Fuel capacity (l)	160
CE design category	C
Maximum number of people	7
Maximum power (hp)	200









# D57

## DAY CRUISING WITH NO COMPROMISE



The Uttern D57 is a compact version of our highly popular D62. A Scandinavian-style boat with a soft sporty feel, it takes dining, relaxation and sports in its stride. The trademark Uttern flair for design has been once again put to good use in its design of a new hull, already acclaimed for its dependability and comfort.

Maintaining flexibility and comfort is the key to creating a successful day cruiser, and it is nicely showcased here in the spacious cockpit with its convivial cocktail dining table to seat 5, which simply packs away when required to leave space to stretch out in the sun. An integrated 12v cooler means chilled food and drinks are always on hand even on the longest, warmest days. Easy, stepped access to the water at the stern is combined with a good cockpit depth for a secure feeling on board, even with young passengers. The addition of a ski mast adds an exhilarating option for those who enjoy their water sports.

A downpour does not spell disaster here, as the full enclosure canopy can be quickly and easily deployed.

When not required, the canvas packs neatly away thanks to its integrated canvas storage system, which also has space to store other items such as navigation lights and water ski mast. What's more, this boat also has the best integrated bow-to-stern water management system, featuring gasketed door and bow floor drain.

The D57's large foredeck hatch makes life below deck a light and airy experience whilst 4 storage compartments over the transom help keep life aboard uncluttered and organised.

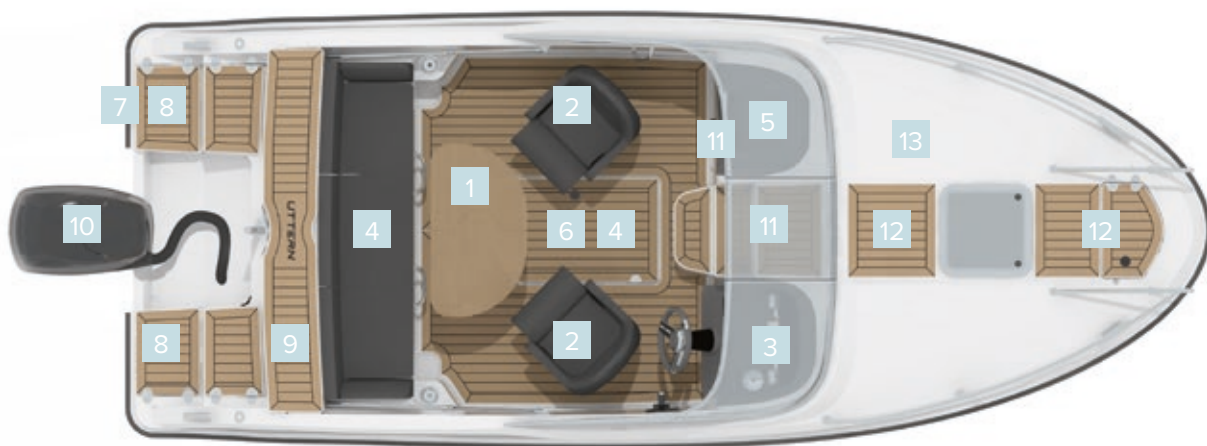
Behind its good-looking, fun-loving exterior, however, serious thought has gone into providing a range of safety features which come as standard. Hydraulic steering, a sport steering wheel, compass, SmartCraft gauges and mooring equipment are all there to ensure your journeys go smoothly and safely. For good looks that last, hardwearing antifouling paint finish and laminated teak floors also come as standard.

Looking for additional comfort? Then the Premium Edition will give you what you need.

### PREMIUM EDITION

Be sure to get what you need: the Premium Edition is based on the options that are most frequently requested by our customers. In addition to that you save an average of 10% when compared to ordering options separately and this edition is probably already available at your local dealer right now.





## D57 PRODUCT FEATURES

1. Versatile cockpit area: cruising and dining with removable real teak table
2. Pilot & co-pilot bucket seats with flip bolster and swivel, pivoting seats
3. Ergonomic helm with SmartCraft instrumentation and mounting space for optional 7" GPS/Chart plotter
4. Storage below seating and dedicated storage for cockpit table and 12v cool box
5. Convenient storage area for small items for co-pilot
6. Deep cockpit for enhanced safety
7. Integrated swim ladder and optional cockpit shower
8. Large swim platform for safe and easy access in and out of the water
9. Integrated canvas storage
10. Single engine configuration up to max 150 hp.
11. Permanent and easy access to the cabin and foredeck
12. Safe access via the bow
13. Spacious cabin with double berth and large storage







### D57 PRODUCT SPECIFICATION

Length overall (m)	5,73
Beam maximum (m)	2,29
Height - without canvas (m)	1,85
Dry weight without engine (kg)	920

Fuel capacity (l)	110
CE design category	C
Maximum number of people	6
Maximum power (hp)	150









# T70

BE ONE WITH THE WATER



The T70 is Uttern's flagship model in the T series. The sporty and spacious bow rider combines comfort with design and performance. It's a smart choice if you want to take family and friends out for a day of delight on the water. The T70 fits 8 and is compatible with Mercury engine configurations from 150 to 300 hp, ensuring powerful and safe navigation at all times.

The T70's deep cockpit is made for safe and dry rides, while the boat's spacious design and its bow and stern handrails allow passengers to move around the boat freely. The large cockpit sun lounge gives easy and direct access to the water, with an integrated swim ladder and an optional swim platform extension to help you get in or out. A Mercury outboard engine (150 to 300 horsepower) guarantees a secure navigation in all weather conditions.

The T70's versatility is most at play in the cockpit area. Its default configuration provides ample space for socialising and dining with the removable teak table. A fully enclosed canvas keeps you dry and warm on rainy days. Better weather calls for the chaise lounge set-up. Switch between reading and relaxing with the 120° inclinable backrest. And when the sun's really out,

you convert the cockpit into an extra-large sun lounge. Also, the pilot swivel chair and bidirectional co-pilot seat help you to enlarge the cockpit space. And if you fully want to go for the sun you can convert the bow area in a full sun lounge as well.

The distinctive external lines of the T series add to the T70's sleek and sporty look. The bicolour helm, sport steering wheel and tinted windshield both look sharp and help you to drive safely. More design features are seamlessly integrated all over the boat, such as stylish armrests, cup holders with LED lighting and laminated teak flooring. Upgrade options like the permanent galley allow for an even more luxurious experience.

The pilot seat is a comfortable bucket seat with flip bolster and swivel. Next to it, the T70 has a double bidirectional co-pilot seat. That means there's room for 3 people to either look at the uncharted waters ahead or to turn to the familiar faces in the cockpit area. The ergonomic helm station features a tinted windshield, SmartCraft instrumentation and an optional 9" Simrad GPS/chartplotter. Dedicated storage area is available in front of the co-pilot seat and at all corners of the boat.

## PREMIUM EDITION

Be sure to get what you need: the Premium Edition is based on the options that are most frequently requested by our customers. In addition to that you save an average of 10% when compared to ordering options separately and this edition is probably already available at your local dealer right now.





## T70 PRODUCT FEATURES

1. Versatile cockpit area: Suitable for 1. Cruising and dining  
2. Relaxing and reading with the inclinable backrest  
3. Extra-large sun lounge for a maximum sunbathing capacity and easy water access
2. Double co-pilot seat with bi-directional seat backrest and storage underneath the seat
3. Optional permanent galley with integral sink, cutting board and Wallas 800 stove with heater
4. Ergonomic helm with SmartCraft instrumentation with mounting space for optional 9" GPS/Chart plotter and Mercury NMEA 2000 gateway module for engine data
5. Integrated armrests and blue LED cup holders on both starboard and portside
6. Storage below seating and dedicated storage for the cockpit table
7. Convenient storage area for small items for co-pilot
8. Deep cockpit for more safety and dryer ride
9. Wide aft cockpit entry
10. Integrated canvas storage
11. Swim platform extensions
12. Transom windlass
13. Single engine configuration up to max 300 hp
14. Comfortable bucket seat with flip bolster & swivel
15. Anchor storage/windlass
16. Wide bow area to relax and socialize; the bow area converts into a sun lounge
17. Large bow seats with integrated armrests and blue LED cup holders
18. Unique bow drain system avoids water to accumulate and flow into the cockpit







## T70 PRODUCT SPECIFICATION

Length overall (m)	6,99
Beam maximum (m)	2,55
Height - without canvas (m)	2,03
Dry weight without engine (kg)	1446
Fuel capacity (l)	280
CE design category	C
Maximum number of people	8
Maximum power (hp)	300







### T70 Premium Edition contains:

#### Cockpit Comfort Pack

- Cockpit shower
- Ski mast
- Refrigerator
- Full galley with sink and Wallas stove

#### Electronic Pack

- 9" GPS/Chart plotter NSS evo 2
- Stereo Fusion with 4 speakers
- Gateway module for engine data













# T62

TAKE LIFE AS IT COMES,  
WITH PLEASURE.



Thanks to its generous, versatile cockpit with a classic horseshoe shape and spacious front deck seating, the T62 makes the ideal environment to spend time with friends and family.

Offering a wide range of practical innovations, the T62's cockpit easily converts into one of the largest sunpads in its class. It equally converts into a comfortable dining area for six. And that's just the start of the fun. There's a dedicated waterskiing pole for whenever the mood takes you and, when you want to really cool down, a wide stern creates a bigger area to make getting into the water easier.

Naturally, where fun is a priority, safety is paramount. That's why the T62 comes with a range of features. A deep cockpit and high freeboards make for greater peace of mind when children are on board. Anti-slip steps keep everyone safe, while conveniently placed handgrips ensure getting on and off the boat is easy – whether that's through the bow or the stern.

And should the weather try to spoil your day, an integrated canvas canopy cleverly hidden within the body of the boat can be quickly deployed to keep everyone happy.

Seeking an even greater sense of fun and style? Have a look at the Premium Edition.

## PREMIUM EDITION

Be sure to get what you need: the Premium Edition is based on the options that are most frequently requested by our customers. In addition to that you save an average of 10% when compared to ordering options separately and this edition is probably already available at your local dealer right now.





## T62 PRODUCT FEATURES

1. Versatile cockpit with U-seating area: Suitable for 1. Cruising and dining with removable real teak table 2. Relaxing and reading with a large sun lounge
2. Pilot & co-pilot bucket seats with flip bolster and swivel, pivoting seats
3. Ergonomic helm with SmartCraft instrumentation and mounting space for optional 7" GPS/Chart plotter
4. Storage below seating and dedicated storage for cockpit table and 12v cool box
5. Convenient storage area for small items for co-pilot
6. Deep cockpit for enhanced safety
7. Integrated swim ladder and optional cockpit shower
8. Large swim platform for safe and easy access in and out of the water
9. Integrated canvas storage
10. Single engine configuration up to max 200 hp.
11. Versatile bow area to relax and socialize; the bow area converts into a sun lounge
12. Large bow seats with storage below seating







## T62 PRODUCT SPECIFICATION

Length overall (m)	6,33
Beam maximum (m)	2,39
Height - without canvas (m)	1,79
Dry weight without engine (kg)	1115

Fuel capacity (l)	160
CE design category	C
Maximum number of people	7
Maximum power (hp)	200









# T57

## THE GREAT ESCAPE



You'll have no trouble surrounding yourself with friends and family in this sporty and generously-proportioned bow rider. The T57 has the most capacious bow area in a twin console boat, with a generous u-shaped seating area which converts into a luxurious sun deck, making the perfect environment for relaxing family trips and a sporting day out with friends.

As ever, intelligent use of space is a key feature, so the integrated stowaway compartments include multi-use storage area for bulky sports equipment such as the ski mast but also dedicated storage for the fully enclosed canvas. This is also the only boat with 4 storage compartments over the transom area, so dining, diving, fishing and skiing gear can all be easily accommodated. A 12v cooler is a welcome option for many, keeping food and drinks delightfully fresh on the longest hottest days.

Uttern's flair for practical features is further showcased with its integrated deck water management system; running from stern to cockpit it features a gasketed door and bow floor drain. The optimal design of the boat marries good cockpit depth with easy access to the water for a secure feeling afloat.

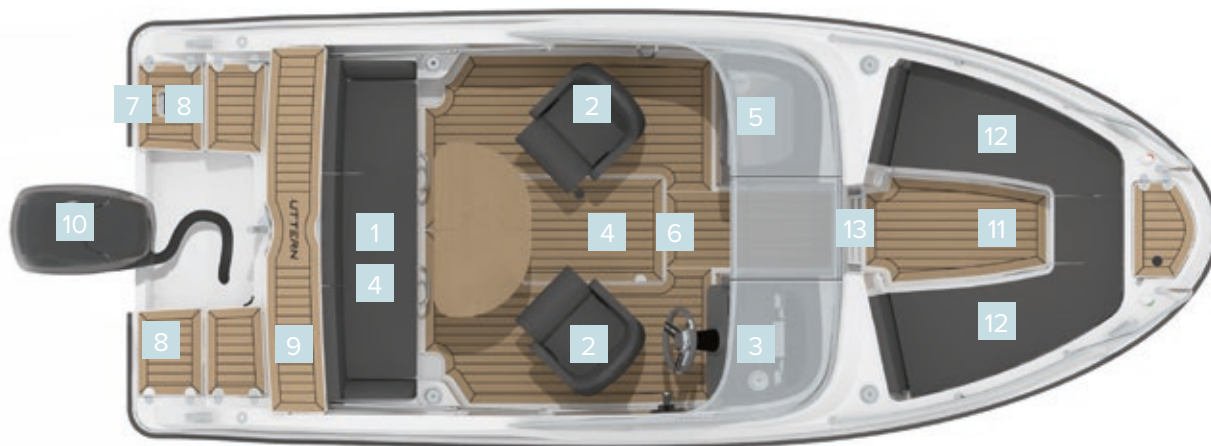
With a wealth of features which are conspicuously absent in its competitors' equivalents, the T57 gives you an enviable combination of space, style, practicality and comfort for convivial days on the water.

You can further personalise the boat with the Premium Edition, adding that extra touch of style and comfort.

### PREMIUM EDITION

Be sure to get what you need: the Premium Edition is based on the options that are most frequently requested by our customers. In addition to that you save an average of 10% when compared to ordering options separately and this edition is probably already available at your local dealer right now.





## T57 PRODUCT FEATURES

1. Versatile cockpit area convertible to dining area with removable real teak table
2. Pilot & co-pilot bucket seats with flip bolster and swivel, pivoting seats
3. Ergonomic helm with SmartCraft instrumentation and mounting space for optional 7" GPS/Chart plotter
4. Storage below seating and dedicated storage for cockpit table and 12v cool box
5. Convenient storage area for small items for co-pilot
6. Deep cockpit for enhanced safety
7. Integrated swim ladder and optional cockpit shower
8. Large swim platform for safe and easy access in and out of the water
9. Integrated canvas storage
10. Single engine configuration up to max 150 hp.
11. Versatile bow area to relax and socialize; the bow area converts into a sun lounge
12. Large bow seats with storage below seating
13. Unique bow drain system avoids water to accumulate and flow into the cockpit







## T57 PRODUCT SPECIFICATION

Length overall (m)	5,73
Beam maximum (m)	2,29
Height - without canvas (m)	1,85
Dry weight without engine (kg)	895
Fuel capacity (l)	110
CE design category	C
Maximum number of people	6
Maximum power (hp)	150









# T51

## SMALL PRICE, BIG CONCEPT



This fun and affordable bow rider is backed by serious design and technology. Whether you plan a romantic getaway, adventuring with friends or a family day out, the T51 packs in all the features you need to enjoy yourselves in style and comfort. You will appreciate its fuel efficiency and its design for simplified boat maintenance: ownership of a T51 a far less costly and complicated affair than you might have imagined. We've put a lot of work into keeping things simple for you.

When you step aboard the T51 and feel that sense of serenity and security, it's because our designers have been busy behind the scenes on your behalf, perfecting all those features which make a day on the water a breeze. Look closely and you'll notice the optimal cockpit depth, the high freeboard providing greater security and stability especially for young passengers. Handrails are handily but elegantly placed throughout to ensure ease of access on and off the boat. Bow seating with back rests give a secure forward-facing position providing a great view of where you're heading. And once you're speeding along, you'll appreciate the way the wraparound windshield protects you from wind.

In the competitive world of compact bow riders, the T51 also stands out due to its remarkable use of space. With best-in-class bow seating, you'll enjoy the surprising amount of room you have to stretch out and

relax. Flexibility is key here: the spacious bow area can also be converted into a sundeck to make the most of great weather, another feature not usually available in boats of this size. A cockpit dining table option means a convivial space can be quickly created, and just as quickly packed away again into its dedicated below-deck storage space.

This compact beauty also takes sporting days in its stride: stepped bathing platforms providing easy access to the water at the stern and the integrated swim ladder packs safely away when not in use. Fishing gear can easily be stored beneath the seats.

Intelligent storage solutions contribute to the sense of uncluttered space and ease aboard. Every item here has its own dedicated storage area, including anchor and mooring equipment, table and bow cushions. In addition, there is plenty of additional storage space beneath the ample rear and bow seats and below the deck for your own items.

Uttern offers as standard a wealth of technical and stylistic features which come only as optional extras in competitors' equivalents; add to this a competitive price tag and you have an irresistible boat with universal appeal.

### PREMIUM EDITION

Be sure to get what you need: the Premium Edition is based on the options that are most frequently requested by our customers. In addition to that you save an average of 10% when compared to ordering options separately and this edition is probably already available at your local dealer right now.





## T51 PRODUCT FEATURES

1. Integrated swim ladder
2. Integrated swim platform with anchor locker & line storage
3. Aft bench seat storage
4. Ergonomic helm with SmartCraft instrumentation and mounting space for optional 7" GPS/Chart plotter
5. Co-pilot dash storage
6. Large storage space under the bow seating
7. Convertible sunlounge in bow section - optional
8. Dining table - optional
9. Pilot and co-pilot seats with slide/swivel & flip-up bolster
10. Anchor/line locker
11. Cockpit floor storage
12. Wraparound windshield with walkthrough access and wind curtain
13. Single engine configuration up to max 100 hp.







## T51 PRODUCT SPECIFICATION

Length overall (m)	5,01
Beam maximum (m)	2,08
Height - without canvas (m)	1,64
Dry weight without engine (kg)	710
Fuel capacity (l)	70
CE design category	C
Maximum number of people	6
Maximum power (hp)	100









# S62

## UNBRIDLED VERSATILITY FOR LEISURE WITHOUT LIMITS



Designed with practicality, comfort and flexibility in mind, the S62 has a wealth of intelligent design features to make a day's boating trip a breeze. The flexible layout means it adapts effortlessly to your needs: the bow section seating quickly converts to provide either a dining area for 7 or a spacious sundeck. If the weather turns, a quickly-deployable cockpit canvas provides complete rain cover, whilst integrated water drains on either side of the console help ensure that even in the heaviest downpour the interior remains cosy and dry. When the sun comes out again, the canvas folds away in the integrated storage area beneath the top step.

Safety and ease of movement on board have been maximised. There's the stepped stern design and sturdy fold-out swim ladder giving easy access to the water, the high freeboard maximising the sense of security on board and a large console storage area designed with front access for greater convenience. The large console storage space also has the option to an integrated sea toilet, unique for a 6m boat.

Not an inch has been wasted in the S62's design, with handy storage spaces for anchor and mooring materials, and storage beneath the rear seat providing a great space for large items such as skis and bags. The bow seats also have large storage spaces beneath which are great for keeping bathing and dining items to hand. There is even space in the bow for a possible additional anchor.

You'll find that the kind of safety equipment which others offer as added extras comes as standard with an Uttern. The S62 comes complete with a chart plotter and depth meter, mooring package and Smart-Craft instrumentation. Navigation lights and electro hydraulic steering ensure smooth and safe navigation. Nor are style and comfort optional extras; anti-fouling paint, laminated teak flooring and console and seat covers are all standard-issue features.

You can add your own individual touches for a truly luxurious and unique feel, with the Premium Edition.

### PREMIUM EDITION

Be sure to get what you need: the Premium Edition is based on the options that are most frequently requested by our customers. In addition to that you save an average of 10% when compared to ordering options separately and this edition is probably already available at your local dealer right now.





## S62 PRODUCT FEATURES

1. Versatile bow area: Suitable for 1. Cruising and dining with removable real teak table 2. Relaxing and reading with a large sun lounge
2. Large console storage with dedicated storage for cockpit table, 12v cool box and optional sea toilet
3. Pilot & co-pilot bucket seats with flip bolster and swivel, pivoting seats
4. Ergonomic helm with SmartCraft instrumentation and mounting space for optional 7" GPS/Chart plotter
5. Storage below seating
6. Deep cockpit for enhanced safety
7. Integrated swim ladder and optional cockpit shower
8. Large swim platform for safe and easy access in and out of the water
9. Integrated canvas storage
10. Single engine configuration up to max 200 hp.
11. Unique bow drain system avoids water to accumulate and flow into the cockpit







## S62 PRODUCT SPECIFICATION

Length overall (m)	6,33
Beam maximum (m)	2,39
Height - without canvas (m)	2,07
Dry weight without engine (kg)	1103
Fuel capacity (l)	160
CE design category	C
Maximum number of people	7
Maximum power (hp)	200









# S57

## UNCOMPROMISED SECURITY ON BOARD



Showcasing the best of Scandinavian boat design, the S57 is a sociable new open console boat that is versatile enough to take on the most unpredictable climates and come up smiling every time.

You'll notice that the outstanding feature of the S57's design is its central console, creating a balanced feel for navigation and giving unrestricted ease of movement from bow to stern. With this sense of freedom also comes a feeling of security, provided by the deep cockpit and high freeboard, making it safe for even the youngest passengers. Access to the water remains simplicity itself, with 3 steps down to the swim platforms plus an integrated swim ladder for absolute ease in and out of the water.

What's more, the ample space aboard is marvellously versatile, so the spacious U-shaped bow seating area also converts into a sundeck, creating a perfect space for sporting use or simply making the most of the sunshine. Additional seating is provided in the bow section. For convivial moments, a 6-person cocktail dining table can be quickly erected in the bow area, packing away again into designated under-deck storage space when not in use.

All seating areas have storage spaces beneath them, creating substantial areas in which to stow water-ski equipment, fishing rods, etc. Anchor, mooring equipment, swim ladder, navigation lights, ski mast and canvas cover also all have their own designated storage spaces meaning everything you might need aboard packs neatly away when not in use for a supremely uncluttered feel. Indeed, with best-in-class console storage no other boat of its size gives you as many storage possibilities as the S57.

As well as a range of engine sizes for power and fuel efficiency options, you'll be impressed by the range of equipment which comes as standard here. The hydraulic steering, SmartCraft tachometer and speedo, navigation lights and mooring package make boating easy, whilst inclusive laminated teak flooring and seating cushions create a luxurious finish. Our standard use of anti-foul paint creates good looks that last.

With our Premium Edition you can really make the S57 your own and take sports, comfort and relaxation for the whole family to the next level.

### PREMIUM EDITION

Be sure to get what you need: the Premium Edition is based on the options that are most frequently requested by our customers. In addition to that you save an average of 10% when compared to ordering options separately and this edition is probably already available at your local dealer right now.





## S57 PRODUCT FEATURES

1. Versatile bow area: Suitable for 1. Cruising and dining with removable real teak table 2. Relaxing and reading with a large sun lounge
2. Large console storage with dedicated storage for cockpit table, 12v cool box
3. Pilot & co-pilot bucket seats with flip bolster and swivel, pivoting seats
4. Ergonomic helm with SmartCraft instrumentation and mounting space for optional 7" GPS/Chart plotter
5. Storage below seating
6. Deep cockpit for enhanced safety
7. Integrated swim ladder and optional cockpit shower
8. Large swim platform for safe and easy access in and out of the water
9. Integrated canvas storage
10. Single engine configuration up to max 150 hp.
11. Unique bow drain system avoids water to accumulate and flow into the cockpit







## S57 PRODUCT SPECIFICATION

Length overall (m)	5,73
Beam maximum (m)	2,29
Height - without canvas (m)	2,07
Dry weight without engine (kg)	915
Fuel capacity (l)	110
CE design category	C
Maximum number of people	6
Maximum power (hp)	150









# S51

## INTELLIGENT DESIGN



The smaller the boat, the more important its design is! The S51 is packed with intelligent features to ensure that whatever you want to do, the S51 helps you get the most out of your time on the water. The large bow section can accommodate a table for a picnic lunch, then quickly be converted into a sundeck where you can stretch out, relax and soak up the sun. Those who enjoy watersports will find themselves well provided-for with stepped bathing platforms at the stern, integrated swim ladder and ski mast. Equally, those using their boat for transporting goods will find that the bow area can be cleared up to create plenty of uncluttered space.

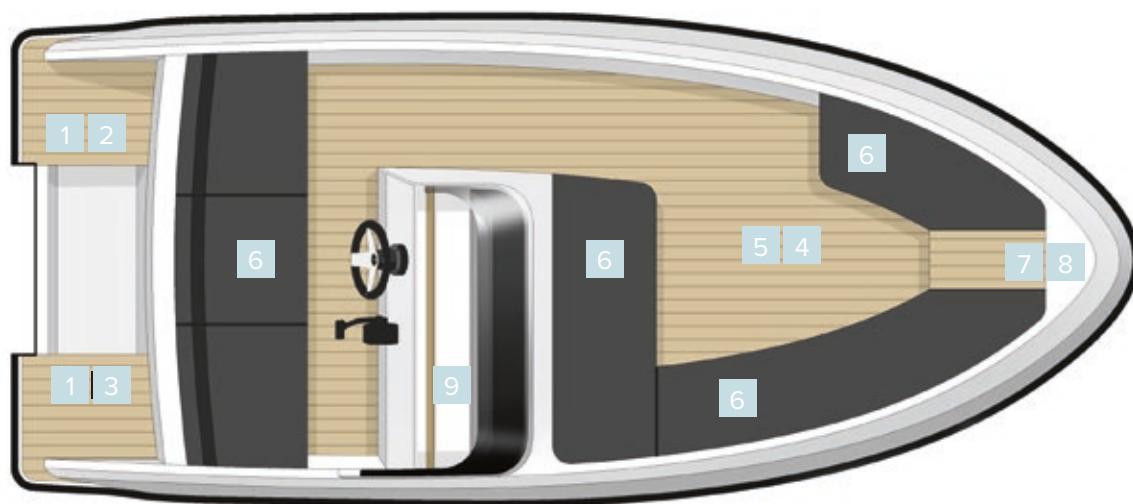
What distinguishes the S51 from many other boats in its category is its ingenious layout, offering unparalleled ease of movement, comfort and convenience. The large side console offers wind protection, whilst the steering wheel is positioned centrally to ensure balanced navigation. The console position also makes it easy to move directly from the rear to the bow. Access is possible either from steps at either stern or bow, and handrails all around the boat ensure that it's always safe and easy to do so.

Not a single inch of space is wasted here, with varied storage beneath all seats. The extended bow seating is long enough to comfortably accommodate items such as skis and fishing rods, an unusual feature on boats of this size, whilst beneath the rear seat is a huge space with an easy-access fiberglass cover. Meanwhile, anchor, ropes, fenders and swim ladder all have dedicated storage spaces, keeping things safely out of the way until needed.

### PREMIUM EDITION

Be sure to get what you need: the Premium Edition is based on the options that are most frequently requested by our customers. In addition to that you save an average of 10% when compared to ordering options separately and this edition is probably already available at your local dealer right now.





## S51 PRODUCT FEATURES

- |                                 |                               |
|---------------------------------|-------------------------------|
| 1. Double swim platforms        | 6. Storage underneath seating |
| 2. Swim ladder                  | 7. Stepped access at bow      |
| 3. Anchor locker                | 8. Additional anchor locker   |
| 4. Convertible bow sundeck area | 9. Storage for small items    |
| 5. Removable table              |                               |







### S51 PRODUCT SPECIFICATION

Length overall (m)	5,01
Beam maximum (m)	2,08
Height - without canvas (m)	1,88
Dry weight without engine (kg)	690
Fuel capacity (l)	70
CE design category	C
Maximum number of people	6
Maximum power (hp)	100









# S45

THE ADVENTURE STARTS HERE



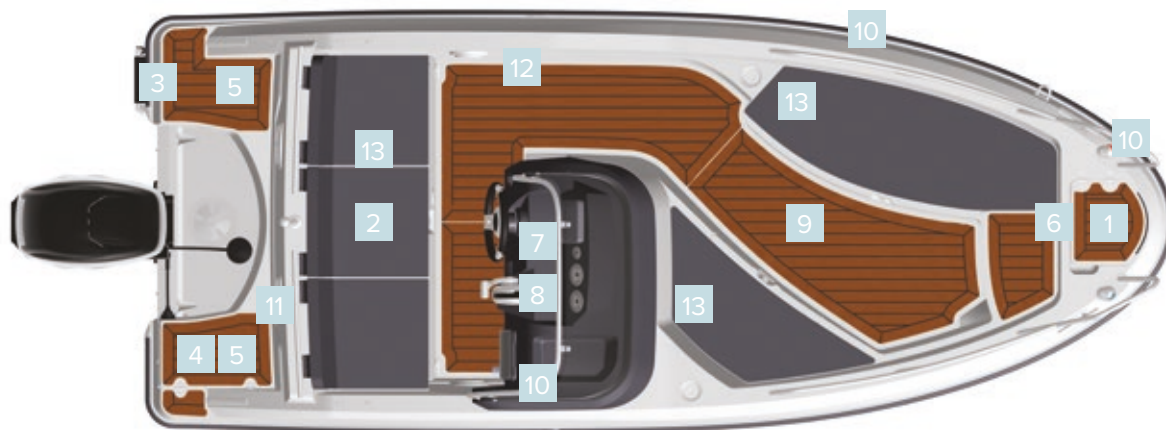
The Uttern S45 combines all the ingredients for safe cruising in an ultra-modern, versatile and ergonomic package. Step aboard with family and friends and cast off for a smooth and relaxing ride. The S45 is great for cruises along the coastline, on lakes and rivers.

The Uttern S45's ultra-modern hull, deep cockpit and unsinkable design make coastal cruising and island hopping a breeze. The boat is packed with intelligent design features – such as anti-slip flooring and easy-grip railing – to ensure the safest possible ride. Easy and secure access to the boat is ensured through the convenient swim platforms that serve as step into the boat. At the bow a clearly defined step and high grab rails provide confidence. The S45 can be motorized with up to 60 horse power. The responsive controls and easy-to-read instrumentation, on the other hand, turn navigation into child's play. And with an extra-large windscreen, you and your passengers can enjoy the best weather protection.

There are dozens of ways to enjoy the water – from cruising and bathing to fishing, recreation and transportation – and the Uttern S45 is equipped for each and every one of them. Despite its compact size, the interior feels spacious and is easy to move around, even when at speed. Its versatile interior, easy access, large bathing platform, ingenious storage solutions and comfortable seating for up to 5 people make it the ideal companion to delight your passengers, whatever their fancy. The cushions have a modern design and are made of enjoyable fabrics. Their practical shape makes it easy to store them onboard.

But perhaps the best thing about the Uttern S45 is what you do with it out of the water. Namely: next to nothing! What very little maintenance the boat requires is as easy to perform as 1, 2, 3 thanks to its ample gates providing easy access to the rigging and electrical systems. And its incredibly light design and secure hooks make transportation almost as easy out of the water as in.





## S45 PRODUCT FEATURES

- |  |  |
|--|--|
| <ul style="list-style-type: none"> <li>1. Bow storage</li> <li>2. Portable fuel tank</li> <li>3. Swim ladder</li> <li>4. Anchor locker</li> <li>5. Double swim platforms</li> <li>6. Clearly defined step-out area to access land/boat</li> <li>7. Dashboard and storage tray</li> <li>8. Ergonomic helm with SmartCraft instrumentation and mounting space for optional 7" GPS/Chart plotter</li> </ul> | <ul style="list-style-type: none"> <li>9. Convertible sundeck area</li> <li>10. Supportive rails for safety and facilitate movement</li> <li>11. Canvas</li> <li>12. Depth of the cockpit guarantee security for kids and adults when seating or moving around the boat</li> <li>13. Two storage spaces in the bow and one below the aft bench that can be securely locked up</li> </ul> |
|--|--|







### S45 PRODUCT SPECIFICATION

Length overall (m)	4,54
Beam maximum (m)	1,85
Height - without canvas (m)	1,61
Dry weight without engine (kg)	401

Fuel capacity (l)	25
CE design category	C
Maximum number of people	5
Maximum power (hp)	60









# C87

## THE STANDARD-BEARER FOR DAY-CRUIING



The Uttern C87 is our largest model yet, built on the cornerstones of safety, comfort, style and power. Suited for 10 persons you can take it out to the sea, explore your local rivers or head out to your favourite fishing lakes. With the choice of an inboard or single and twin outboard engine configuration, you will have the power you need.

As a boat designed for inland and offshore fun, the Uttern C87 has a variety of features designed to keep you and your loved ones safe. Enjoy a 360° view from the cabin and a dual-engine option to gain full control over your surroundings. The extra side sliding door in the cabin, large access from cockpit to bow and walk-through transom coupled with swim platforms with integrated swim ladder provide safe circulation around the entire boat and water access.

Whether you're on the move or relaxing, the Uttern C87 is ready to go. The sliding cockpit bench seat can be converted to a large dining area or to a sun lounge.

Can't get enough of the sun? There is a second sun lounge on foredeck. Optional air conditioning and heating is available to maintain the desired temperature. And the boat's large galley with stove and optional microwave and fridge will help you prepare the perfect dinner out on the water.

We've designed the Uttern C87 with a combination of aesthetics, quality and class-leading space to provide lasting value and the look and feel of a much larger boat. The pull-out shower compartment and sea water toilet are tastefully arranged while skylights provide plenty of natural light in the private master stateroom and private aft stateroom.

Every journey is different. That's why we've made sure that you can reconfigure your set-up to match any occasion. The convertible, four-position dinette uses opposing and fold-away seating that can be changed into a U-lounge for entertaining. It also quickly changes into forward facing seating, or becomes an extra third berth when you're done for the day.

### PREMIUM EDITION

Be sure to get what you need: the Premium Edition is based on the options that are most frequently requested by our customers. In addition to that you save an average of 10% when compared to ordering options separately and this edition is probably already available at your local dealer right now.





## C87 PRODUCT FEATURES

1. Swim platforms
2. Transom windlass
3. Sliding transom bench seat
4. Optional Seat Extension L-Lounge
5. Transom door
6. Sliding cabin entry door
7. Sliding side entry door
8. Access walkway to foredeck
9. Galley with pressure water, LPG stove and optional refrigerator and microwave
10. 4-way convertible dinette
11. Ergonomic helm with SmartCraft instrumentation with mounting space for optional 9" GPS/Chart plotter and Mercury NMEA 2000 gateway module for engine data
12. Integrated skylights for both cabins
13. Optional foredeck sunlounge
14. Foredeck anchor locker with optional windlass
15. Versatile cockpit area suitable for cruising and convertible to dining area and sun lounge
16. Convertible island berth and drawer storage
17. Enclosed toilet with pull out shower and vanity
18. Stateroom with door, seat, hanging locker & convertible twin berths with filler and storage
19. Pilot seat with slide/swivel & flip-up bolster
20. Single or twin engine configuration capability of max 400 hp







## C87 PRODUCT SPECIFICATION

Length overall (m)	8,91 / 9,02 <sup>1</sup>
Beam maximum (m)	2,98
Height - without canvas (m)	3,36
Dry weight without engine (kg)	2713 / 3153 <sup>1</sup>
Fuel capacity (l)	400
CE design category	B
Maximum number of people	10
Maximum power (hp)	400 / 350 <sup>1</sup>

<sup>1</sup>: inboard version







### C87 Premium Edition contains:

#### Cabin Comfort Pack

- Refrigerator
- Microwave
- Shore Power
- Diesel Heating System
- Water Heater

#### Electronic Pack

- 9" GPS/Chart plotter NSS evo 2
- Stereo Fusion with 6 speakers
- Gateway module for engine data

#### Cockpit Comfort Pack

- Cockpit Sun lounge
- Aft Seat Extension L-Lounge
- Cockpit table
- Complete enclosed canvas













# C77

## MAKE YOURSELF AT HOME



The sporty, spacious and very individual C77 is a boat that's made for being on the water and makes every voyage an adventure. With room for nine people, the spacious dining area with galley makes those moments spent with family and friends, extra special. While the private forward berth, mid berth and enclosed toilet are just part of the on-board comfort that makes the overall experience a real pleasure. With the choice of an inboard or outboard engine configuration with maximum 300hp, you will have the power you need.

Safety is naturally paramount on such a fine craft. Enjoy a 360° view from the cabin and the power of a Mercury engine that will keep you in full control over your surroundings. You'll find carefully positioned handrails and a large access path from cockpit to bow that provides safe circulation around the entire boat. High freeboard and a non-skid surface make it a secure on-board environment for passengers of all ages.

Whether you're on the move or relaxing, the C77 is ready to go. The sliding cockpit bench seat with reclining backrest can be converted to a large dining area or to a sun lounge. Can't get enough of the sun?

There is a second sun lounge on foredeck. Optional air conditioning and heating is available to maintain the desired temperature. And the boat's large galley with stove and fridge will help you prepare the perfect dinner out on the water.

Styling, quality and class-leading space were key aspects when designing the C77 and will provide lasting value. The intelligent use of space gives you the impression you are on a much larger boat. The sea water toilet is tastefully arranged while hull side windows provide plenty of natural light in the private master stateroom and private aft stateroom.

The highly flexible nature of the C77 makes life at sea a real breeze. The convertible dinette is great for socializing and dining. When you are done for the day it can be converted to an extra third berth. The aft bench in the cockpit area has a 3 position reclining backrest so everybody can relax in a perfect position. And on top of that, the cockpit can be converted to a dining area and sunlounge.

### PREMIUM EDITION

Be sure to get what you need: the Premium Edition is based on the options that are most frequently requested by our customers. In addition to that you save an average of 10% when compared to ordering options separately and this edition is probably already available at your local dealer right now.





## C77 PRODUCT FEATURES

- |  |   |
|--|---|
| <ul style="list-style-type: none"> <li>1. Swimming platform</li> <li>2. Transom windlass</li> <li>3. Integrated Swim ladder</li> <li>4. Transom door</li> <li>5. Sliding aft seat with optional inclinable backrest</li> <li>6. Storage below aft seat</li> <li>7. Storage below cockpit floor</li> <li>8. Dining table and sun lounge</li> <li>9. L-lounge extension (Optional)</li> <li>10. Storage for LPG tank</li> <li>11. Walkway to bow area</li> <li>12. Sliding door</li> <li>13. Deck hatch</li> </ul> | <ul style="list-style-type: none"> <li>14. Anchor locker with optional windlass</li> <li>15. Roof hatch (Optional)</li> <li>16. 3-way convertible dinette (social area, dining, additional berth)</li> <li>17. Galley with pressure water with optional LPG stove and refrigerator</li> <li>18. Adjustable helm seat</li> <li>19. Ergonomic helm with SmartCraft instrumentation with mounting space for optional 9" GPS/Chart plotter and Mercury NMEA 2000 gateway module for engine data</li> <li>20. Enclosed sea toilet</li> <li>21. Large front berth with large hull windows and privacy curtains</li> <li>22. Mid cabin with berth</li> </ul> |
|--|---|







## C77 PRODUCT SPECIFICATION

Length overall (m)	7,40 / 7,76 <sup>1</sup>
Beam maximum (m)	2,85
Height - without canvas (m)	2,94
Dry weight without engine (kg)	2218 / 2615 <sup>1</sup>
Fuel capacity (l)	300
CE design category	C
Maximum number of people	9
Maximum power (hp)	300 / 250 <sup>1</sup>

<sup>1</sup>: inboard version







### C77 Premium Edition contains:

- Complete Enclosed Canvas
- Curtains
- Diesel Heating
- Electric Trim tabs

#### Galley Pack

- Stove LPG
- Refrigerator

#### Electronic Pack

- 9" GPS/Chart plotter NSS evo 2
- Stereo Fusion with 6 speakers
- Gateway module for engine data









# Specifications

UTTERN SPECIFICATIONS	S45	S51	S57	S62	D57	D62	D70	D77	T51	T57	T62	T70	C77 OB	C77 IB	C87 OB	C87 IB
Length overall (m)	4,54	5,01	5,73	6,33	5,73	6,33	6,99	7,69	5,01	5,73	6,33	6,99	7,4	7,76	8,91	9,02
Beam maximum (m)	1,85	2,08	2,29	2,39	2,29	2,39	2,55	2,55	2,08	2,29	2,39	2,55	2,85	2,85	2,98	2,98
Deadrise (deg)	14	14	19	20	19	20	20	19	14	19	20	20	17	17	17	17
Height - without canvas (m)	1,61	1,88	2,07	2,07	1,85	1,79	2,03	2,26	1,64	1,85	1,79	2,03	2,94	2,94	3,36	3,36
Dry weight (kg)	401	690	915	1103	920	1135	1550	1848	710	895	1115	1446	2218	2615	2713	3153
Fuel capacity (l)	25	70	110	160	110	160	280	280	70	110	160	280	300	300	400	400
Water capacity - optional (l)	NA	NA	32	45	32	45	80	80	NA	32	45	80	80	80	100	100
CE design category	C	C	C	C	C	C	C	C	C	C	C	C	C	C	B	B
Maximum number of people	5	6	6	7	6	7	8	9	6	6	7	8	9	9	10	10
Maximum power (hp)	60	100	150	200	150	200	300	400	100	150	200	300	300	250	400	350
Maximum power (kw)	44,1	73,6	110	147	110	147	221	294	74	110	147	221	221	186	294	221
OB shaft length	L	L	XL	XL	XL	XL	XL	XL	L	XL	XL	XL	XL	NA	1-XXL/ 2-XL	NA
Maximum load (People, Gear, Engine)	535	641	700	845	725	845	960	1230	641	695	813	960	1235	735	1340	862



# Mercury engine options

	S45	S51	S57	S62	D57	D62	D70	D77	T51	T57	T62	T70	C77	C87
Mercury F40	X													
Mercury F50	X	X							X					
Mercury F60	X	X							X					
Mercury F80		X							X					
Mercury F100		X	X		X				X	X				
Mercury F115			X	X	X	X				X	X			
Mercury F115 CT			X		X					X				
Mercury F150			X	X	X	X				X	X			
Mercury F175 Verado				X		X					X		X	
Mercury F200 Verado				X		X	X	X			X	X	X	
Mercury F225 Verado							X					X	X	
Mercury F250 Verado							X	X				X	X	
Mercury F300 Verado							X	X				X	X	X
Mercury F350 Verado								X						X
Mercury F400 Verado R								X						X
2x Mercury F150								X						X
2x Mercury F200 Verado								X						X
Mer cruiser 4.5L 200 HP Catalyst													X	
Mer cruiser 4.5L 250 HP DTS Catalyst													X	
Mer cruiser 6.2L 300 HP DTS Bravo Catalyst														X
Mer cruiser 6.2L 300 HP DTS Bravo Catalyst Seacore 4"RSR														X
Mer cruiser 6.2L 350 HP DTS Bravo Catalyst 4"RSR														X
Mercury Diesel 2.0L 170 HP Tier III													X	
Mercury Diesel 3.0L TDI 260 HP														X



# Packs

	D77	D70	D62	D57	T70	T62	T57	T51	S62	S57	S51	S45	C77	C87
<b>PREMIUM EDITION</b>	x	x	x	x	x	x	x	x	x	x	x		x	x
Cockpit Comfort Pack	x	x			x									x
Cabin Comfort Pack	x													x
Electronic Pack	x	x	x	x	x	x	x		x	x			x	x
Galley Pack													x	
Ski mast			x	x		x	x	x	x	x	x			
12v cool Box			x	x		x	x		x	x				
Cockpit shower			x	x		x	x		x	x				
LED courtesy lights			x	x		x	x		x	x				
Cockpit table								x						
Bow table											x			
Sunlounge								x			x			
Windscreen wiper								x						
Sea toilet			x						x					
Mooring cover			x	x		x	x	x						
Diesel heater													x	
Curtains													x	
Complete enclosed canvas													x	
Electric trim tabs													x	



	D77	D70	D62	D57	T70	T62	T57	T51	S62	S57	S51	S45	C77	C87
<b>CABIN COMFORT PACK</b>	x													x
Diesel heater	x													x
Curtains	x													
Water heater														x
Microwave														x
Refrigerator														x
Shore power														x
<b>COCKPIT COMFORT PACK</b>	x	x			x								x	x
Cockpit shower	x	x			x									
Ski mast	x	x			x									
Refrigerator	x	x			x									
Wallas stove with heater	x													
Full galley with sink and Wallas stove		x			x									
Cockpit sunlounge													x	x
Aft seat extension L-Lounge													x	x
Cockpit table with storage bag													x	x
Complete enclosed canvas														x
<b>ELECTRONIC PACK</b>	x	x	x	x	x	x	x	x	x	x	x	x	x	x
Simrad GPS/Chart Plotter 9" NSS evo 2	x	x			x								x	x
Simrad GPS/Chart Plotter 7" NSS evo 2			x	x		x	x	x	x	x	x	x		
Stereo Fusion with Bluetooth/USB	x	x	x	x	x	x	x	x	x	x	x	x	x	x
Gateway module for engine data	x	x			x								x	x
<b>GALLEY PACK</b>													x	
Stove LPG													x	
Refrigerator													x	
<b>NAVIGATION PACK</b>														x
Bow thruster														x
Trim tabs														x



# Equipment

	S45	S51	S57	S62	D57	D62	D70	D77	T51	T57	T62	T70	C77	C87
<b>HULL &amp; DECK</b>														
Anti-fouling paint	Std	Std	Std	Std	Std	Std	Std	Std	Std	Std	Std	Std	Std	Std
Securmark anti-theft marking	Std	Std	Std	Std	Std	Std	Std	Std	Std	Std	Std	Std	Std	Std
Anti-theft secure eye	Std	Std	Std	Std	Std	Std	Std	Std	Std	Std	Std	Std	Std	Std
Mooring package	Std	Std	Std	Std	Std	Std	Std	Std	Std	Std	Std	Std	Std	Std
Fenders	Std	Std	Std	Std	Std	Std	Std	Std	Std	Std	Std	Std	Std	Std
Grab rails in stainless steel	Std	Std	Std	Std	Std	Std	Std	Std	Std	Std	Std	Std	Std	Std
Ski mast		ED	Opt/ED	Opt/ED	Opt/ED	Opt/ED	Cockpit/ ED	Cockpit/ ED	ED	Opt/ED	Opt/ED	Cockpit/ ED		
Anchor storage	Std	Std	Std	Std	Std	Std	Std	Std	Std	Std	Std	Std	Std	Std
Forward line locker	Std	Std	Std	Std	Std	Std	Std	Std	Std	Std	Std	Std	Std	Std
Navigation lights	Std	Std	Std	Std	Std	Std	Std	Std	Std	Std	Std	Std	Std	Std
Laminated teak flooring	Opt	Std	Std	Std	Std	Std	Std	Std	Std	Std	Std	Std	Std	Std
Real teak flooring														Opt
Flag holder, stainless steel	Std	Std	Std	Std	Std	Std	Std	Std	Std	Std	Std	Std	Std	Std
Portable fuel tank	Std													
Style Upgrade: beige upholstery and cool beige hull color			Opt	Opt	Opt	Opt	Opt	Opt		Opt	Opt	Opt		
Hull Color - Cool beige													Opt	Opt
Hull Color - Dark grey	Std	Std	Std	Std	Std	Std	Std	Std	Std	Std	Std	Std	Std	Std
Swim ladder, stainless steel	Std	Std	Std	Std	Std	Std	Std	Std	Std	Std	Std	Std	Std	Std
Swim platform	Std	Std	Std	Std	Std	Std	Std	Std	Std	Std	Std	Std	Std	Std
Extended swim platform							Opt	Opt				Opt	Std	Std
Self bailing cockpit	Std	Std	Std	Std	Std	Std	Std	Std	Std	Std	Std	Std	Std	Std
LED courtesy lights			ED	ED	ED	ED	Std	Std		ED	ED	Std	Std	Std
Motorwell bridge								Std						

Std = Standard • Opt = Optional • A=Available as accessory • NA in the table has to be blank • ED: Part of the Premium Edition •  
Elec: Part of Electronic Pack • Cockpit: Part of Cockpit Comfort Pack • Cabin: Part of Cabin Comfort Pack • Galley: Part of Galley Pack



	S45	S51	S57	S62	D57	D62	D70	D77	T51	T57	T62	T70	C77	C87
<b>COCKPIT</b>														
Pilot seat with flip bolster and swivel			Std	Std	Std	Std	Std	Std	Std	Std	Std	Std	NA	NA
Co-pilot seat			Std	Std	Std	Std	Std	Std	Std	Std	Std	Std		
Aft bench seat	Std	Std	Std	Std	Std	Std	Std	Std	Std	Std	Std	Std	Std	Std
Aft seat folding backrest							Std	Std				Std	Std	
Aft seat extension L-lounge						Std6	Std	Std			std6	Std	Cockpit	Cockpit/ ED
Cockpit cushions	Std	Std	Std	Std	Std	Std	Std	Std	Std	Std	Std	Std	Std	Std
Cockpit sunlounge						Std	Std	Std			Std	Std	Cockpit	Cockpit
Cockpit table									ED				Cockpit	Cockpit
Real teak cockpit table					Opt	Std	Std	Std		Opt	Std	Std	Opt	
Cockpit flood light													Std	Std
Storage under cockpit seating	Std	Std	Std	Std	Std	Std	Std	Std	Std	Std	Std	Std	Std	Std
Floor storage locker					Std	Std			Std	Std	Std		Std	Std
12v cool box			Opt/ED	Opt/ED	Opt/ED	Opt/ED	Std	Std		Opt/ED	Opt/ED	Std		
Cockpit shower			Opt/ED	Opt/ED	Opt/ED	Opt/ED	Cockpit/ ED	Cockpit/ ED		Opt/ED	Opt/ED	Cockpit/ ED	Std	Std
Rod holders													Std	Std
<b>GALLEY</b>														
Sink with tap							Cockpit/ ED	Std				Cockpit/ ED	Std	Std
Microwave														Galley/ ED
Refrigerator							Cockpit/ ED	Cockpit/ ED				Cockpit/ ED	Galley/ ED	Galley/ ED
Wallas stove with heater							Cockpit/ ED	Cockpit/ ED				Cockpit/ ED		
Stove LPG													Galley/ ED	Std
<b>BOW</b>														
Bow cushions	Opt	Std	Std	Std					Std	Std	Std	Std		
Bow sunlounge	Opt	ED	Opt	Opt					ED	Opt	Opt	Opt	Opt	Opt
Bow table		ED	Opt	Opt										
Storage under bow seating	Std	Std	Std	Std					Std	Std	Std	Std		
Cupholders	Std	Std	Std	Std						Std	Std	Std		



	S45	S51	S57	S62	D57	D62	D70	D77	T51	T57	T62	T70	C77	C87
<b>HELM</b>														
Sport steering wheel	Std	Std	Std	Std	Std	Std	Std	Std	Std	Std	Std	Std	Std	Std
Dash with instrumentation:	Std	Std	Std	Std	Std	Std	Std	Std	Std	Std	Std	Std	Std	Std
Analog speedometer & tachometer	Std	Std							Std					
SmartCraft speedometer & SmartCraft tachometer		Opt	Std	Std	Std	Std	Std	Std	Opt	Std	Std	Std	Std	Std
Fuel & trim gauge	Std <sup>3</sup>	Std <sup>1</sup>	Std	Std	Std	Std			Std <sup>1</sup>	Std	Std			
Gateway module for engine data							Elec/ED	Elec/ED				Elec/ED	Elec/ED	Elec/ED
12v electrical socket	Std	Std	Std	Std	Std	Std	Std	Std	Std	Std	Std	Std	Std	Std
Compass		Std	Std	Std	Std	Std	Std	Std	Std	Std	Std	Std		
Simrad GPS/Chart Plotter 7" NSS evo 2	Elec	Elec	Elec/ED	Elec/ED	Elec/ED	Elec/ED			Elec	Elec/ED	Elec/ED			
Simrad GPS/Chart Plotter 9" NSS evo 2							Elec/ED	Elec/ED				Elec/ED	Elec/ED	Elec/ED
Simrad VHF RS12													Opt	Opt
Stereo Fusion with 2 speakers	Elec	Elec	Elec/ED	Elec/ED	Elec/ED	Elec/ED			Elec	Elec/ED	Elec/ED			
Stereo Fusion with 4 speakers							Elec/ED					Elec/ED		
Stereo Fusion with 6 speakers								Elec/ED					Elec/ED	Opt/ Elec/ED
Cupholders		Std	Std	Std	Std	Std	Std	Std	Std	Std	Std	Std	Std	Std
Adjustable Steering Position							Std	Std				Std	Std	
<b>CABIN</b>														
Pilot seat with flip bolster and swivel	NA	NA	NA	NA	NA	NA	NA	NA	NA	NA	NA	NA	Std	Std
Berth					2	2	2	4					4	6
Storage below berth					Std	Std	Std	Std					Std	Std
Deck hatch - Opening					Std	Std		Std					Std	Std
Roof hatch													Opt	Opt
Opening portlights							Std	Std					Std	Std
Cabin cushions					Std	Std	Std	Std					Std	Std
Cabin light					Std	Std	Std	Std					Std	Std
Sea toilet				Opt/ED		Opt/ED								
Curtains							Opt	Cabin/ ED					Opt/ED	Std
<b>HEAD</b>														
Sink with pressure fresh water system								Std						Std
Shower														Std
Shower curtains														Std
Enclosed sea toilet							Std	Std					Std	Std
Opening portlight							Std	Std					Std	Std



	S45	S51	S57	S62	D57	D62	D70	D77	T51	T57	T62	T70	C77	C87
<b>EQUIPMENT</b>														
Bilge pump - electric	Std	Std	Std	Std	Std	Std	Std	Std	Std	Std	Std	Std	Std	Std
Fire extinguisher, portable	Std	Std	Std	Std	Std	Std	Std	Std	Std	Std	Std	Std	Std	Std
CO monitor					Std	Std	Std	Std					Std	Std
Single battery system	Std	Std	Std	Std	Std	Std			Std	Std	Std			
Dual battery system							Std	Std				Std	Std	Std
Water heating														ED
Grey water system								Opt	Opt			Opt	Opt	Opt
Shore power								Opt					Std	Opt
Spotlight													Opt	Opt
Simrad 3G radar													Opt	Opt
Starboard windscreen wiper					Std	Std	Std		ED		Std	Std		
Port windscreen wiper with washer							Opt					Opt		
Port & starboard windscreen wipers with washer								Std					Std	Std
Bow and/or aft windlass							Opt	Opt				Opt	Opt	Opt
Bow thruster								Opt					Opt	NAV
Mechanical steering	Std	Std							Std					
Hydraulic steering		Opt	Std	Std	Std	Std	Std	Std	Opt	Std	Std	Std	Std	Std
Electric trim tabs							Opt	Opt				Opt	Opt	NAV
Diesel heating							Opt	Cabin/ ED					Opt/ED	Opt/ED
Air conditioning/heating													Opt	Opt
Diesel generator														Opt
Gas generator														Opt
OB pre-Rigging	Std	Std	Std	Std	Std	Std	Std	Std	Std	Std	Std	Std	Std	Std
<b>COVER &amp; CANVAS</b>														
Enclosed canvas	Opt	Opt	Opt	Opt	Std7	Std7	Std7	Std7	Opt	Std7	Std7	Std7	Opt/ED	Opt/ cockpit/ ED
Console cover	Std	Std	Std	Std										
Pilot/Copilot seat covers			Std	Std	A	A	A <sup>5</sup>	A <sup>5</sup>	A	A	A	A <sup>5</sup>		
Sun awning													Opt	Opt
Mooring cover	Opt				Opt/ED	Opt/ED	Opt	Opt	Opt/ED	Opt/ED	Opt/ED	Opt		
<b>PACKS &amp; EDITIONS</b>														
Premium Edition		Opt	Opt	Opt	Opt	Opt	Opt	Opt	Opt	Opt	Opt	Opt	Opt	Opt
Cockpit Comfort Pack							Opt/ED	Opt/ED				Opt/ED	Opt	Opt/ED
Cabin Comfort Pack								Opt/ED						Opt/ED
Galley Pack													Opt/ED	
Electronic Pack	Opt	Opt	Opt/ED	Opt/ED	Opt/ED	Opt/ED	Opt/ED	Opt/ED	Opt	Opt/ED	Opt/ED	Opt/ED	Opt/ED	Opt/ED
Navigation Pack														Opt

1: Fuel gauge only • 3: Trim gauge only. Fuel indicator at removable fuel tank • 4: Pilot Bucket Seat,  
Co-pilot bench seat for two • 5: Pilot Seat Only • 6. U-lounge • 7. With integrated canvas storage



# Discover the world of Uttern and our Dealer Network

## [www.uttarn.com](http://www.uttarn.com)



The quality system of Brunswick  
Marine in EMEA  
is ISO 9001:2008 certified.

© 2017 Brunswick Marine in EMEA. All Rights Reserved.

Brunswick Marine in EMEA continuously explores means to improve the products it designs, manufactures and distributes. Every effort is made to produce sales and service literature which is current. Changes to specifications of engines, boats and accessories are ongoing. This brochure should not be regarded as a precise guide to the latest specifications. This brochure is also not an offer for sales of any particular engine, boat or accessory. Distributors and dealers are not agents of Brunswick Marine in EMEA or one of its affiliates and they have no authority to bind Brunswick Marine in EMEA by any express undertaking or representation, including but not limited to representations of product, sales, applications or service nature. Not all products are available in all countries and some are available only in limited quantities. Some products shown in this catalogue are equipped with optional accessories. Please see your local dealer.

GB-Printed in Belgium - Part number: 90-8M0112436

