

QUICKSILVER®

SET YOUR HORIZON

NEW MODELS 2017



SET YOUR HORIZON TO 2017

Whether it be for cruising or the sheer unadulterated thrill of water sports, your choice of boat says a lot. Quicksilver designs boats with a difference, boats that blend fun and style with practicality and safety.

This year, you can choose from new models in the exciting Open, Sundeck and Cruiser range – such as the Activ 755 Cruiser, the Activ 505/555/605/675 Open and the 605/675 Sundeck.

All boats share the same combination of elegance and practicality that makes each of your outings smart, comfortable but also safe. Our distinctive hulls offer superior stability that enhances both performance and your comfort.

When you cast off in a Quicksilver, you are steering a boat designed by one of the most experienced naval designers. So you can set your own horizon for boating pleasure.

Explore our complete range of boats and dealer network at www.quicksilver-boats.com





Life is now

CONTENT

Introduction	2
ACTIV 755 CRUISER	4
ACTIV 675 SUNDECK	6
ACTIV 605 SUNDECK	8
ACTIV 675 OPEN	10
ACTIV 605 OPEN	12
ACTIV 555 OPEN	14
ACTIV 505 OPEN	16
Specifications & Packs	18

ACTIV 755 CRUISER

LIVE ON THE SUNNY SIDE OF LIFE

The perfect combination of performance, comfort and versatility in the 7m+ boat segment, Quicksilver's new Activ 755 Cruiser is designed with sun, relaxation and enjoyable cruising in mind. With a range of versatile configurations that offer great sun lounging as well as seating accommodation facilities, the Activ 755 Cruiser is designed for fast day cruising and water sports for up to eight people and comfortable overnighting for two.

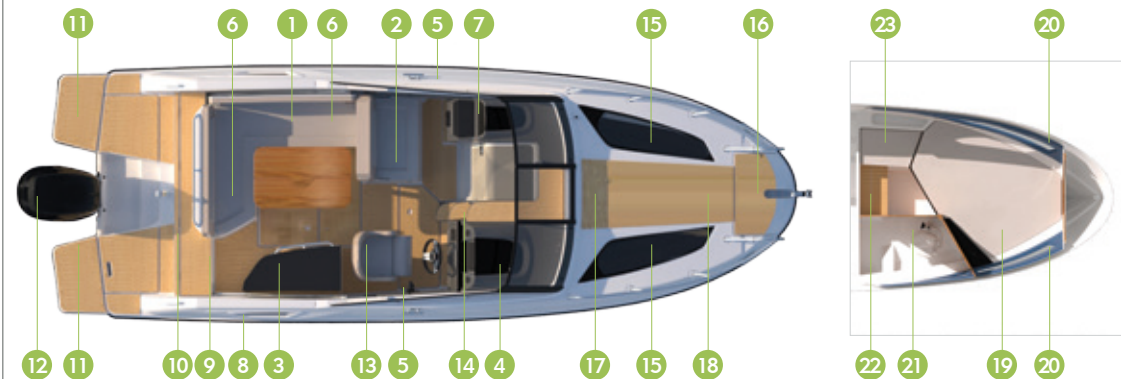


Length Overall (M)	6,99
Beam Maximum (M)	2,55
Height - Without Canvas (M)	2,03
Dry Weight (Kg)	1440
Fuel Capacity (L)	280
CE Design Category	C
Maximum Number of People	8
Maximum Power (HP/KW)	300 / 221

ACTIV 755 CRUISER

MODEL FEATURES

1. Versatile cockpit area: Suitable for
 1. Cruising and dining
 2. Relaxing and reading with the inclinable backrest
 3. Extra-large sun lounge for a maximum sunbathing capacity and easy water access
2. Double co-pilot seat with bi-directional seat backrest and storage underneath the seat
3. Optional galley with integral sink, cutting board and LPG stove
4. Ergonomic helm with SmartCraft instrumentation with mounting space for optional 9" GPS/Chart plotter and Mercury NMEA 2000 gateway module for engine data
5. Integrated armrests and blue LED cup holders on both starboard and portside
6. Storage below seating and dedicated storage for the cockpit table
7. Convenient storage area for small items in front of the co-pilot seat
8. Deep cockpit for more safety and dryer ride
9. Wide aft cockpit entry
10. Integrated canvas storage
11. Swim platform extensions
12. Single engine configuration up to max 300 hp
13. Comfortable bucket seat with flip bolster & swivel
14. Permanent and easy access to the cabin and foredeck
15. Large skylight on deck for ample light in cabin
16. Anchor storage/windlass
17. Large foredeck sun lounge for reading and relaxing
18. Safe access via the bow
19. Spacious cabin with double berth and large storage below
20. Large side windows with opening portlights for natural lighting and ventilation
21. Optional enclosed sea toilet
22. Wide step for convenient and safe access
23. Bench with storage underneath



ACTIV 675 SUNDECK

CHASE THE SUN

This is a boat created for really enjoying fun on the water. From the generous sundeck for stretching out in comfort and soaking up the rays to a comfortable cabin where 2 persons can overnight. The spacious cockpit is ideal for cruising and dining in style. Get out there and play.



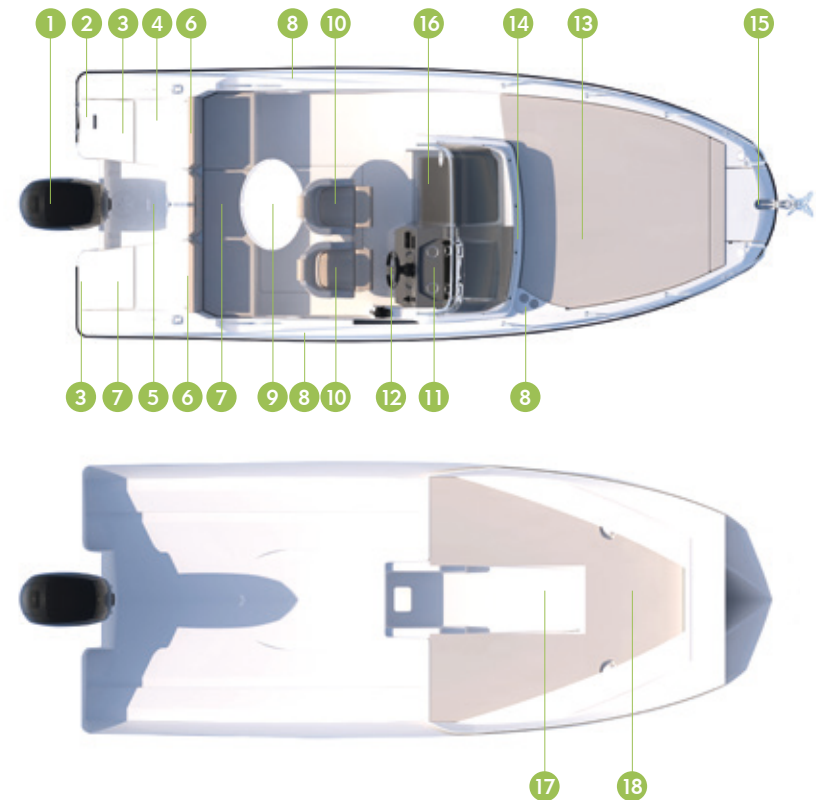
Length Overall (M)	6,74
Beam Maximum (M)	2,55
Height - Without Canvas (M)	tbd*
Dry Weight (Kg)	tbd*
Fuel Capacity (L)	200
CE Design Category	C
Maximum Number of People	8
Maximum Power (HP / KW)	200 / 147

**to be determined*

ACTIV 675 SUNDECK

MODEL FEATURES

1. Engine configuration up to max 200 hp
2. Integrated swim ladder
3. Large swim platform for safe and easy access in and out of the water
4. Optional cockpit shower
5. Optional ski pole
6. Port and starboard pivoting backrest allowing and easy access to the swim platforms
7. Numerous storage arrangements
8. Twin cup holders
9. Cockpit table
10. Pivoting pilot & co-pilot bucket seats with flip bolster and swivel
11. Stylish and ergonomic bicolor helm with room for optional 7" GPS/Chart plotter
12. Adjustable steering position
13. Large bow sun lounge
14. Front headrest cushion
15. Integrated electric bow windlass
16. Semi-transparent sliding door
17. U shape seating in cabin
18. Double berth designed for comfortably sleeping two adults



ACTIV 605 SUNDECK

SUN IN STYLE

The Activ 605 Sundeck easily lives up to its name. Take to the water for unadulterated fun in the sun for up to seven people. It strikes the perfect balance between sun lounge size and cabin comfort with spacious sundeck and a good cabin height. Unobstructed access from the ample swimming platform via the pivoting backrest gives it best in category for access from water to cockpit.



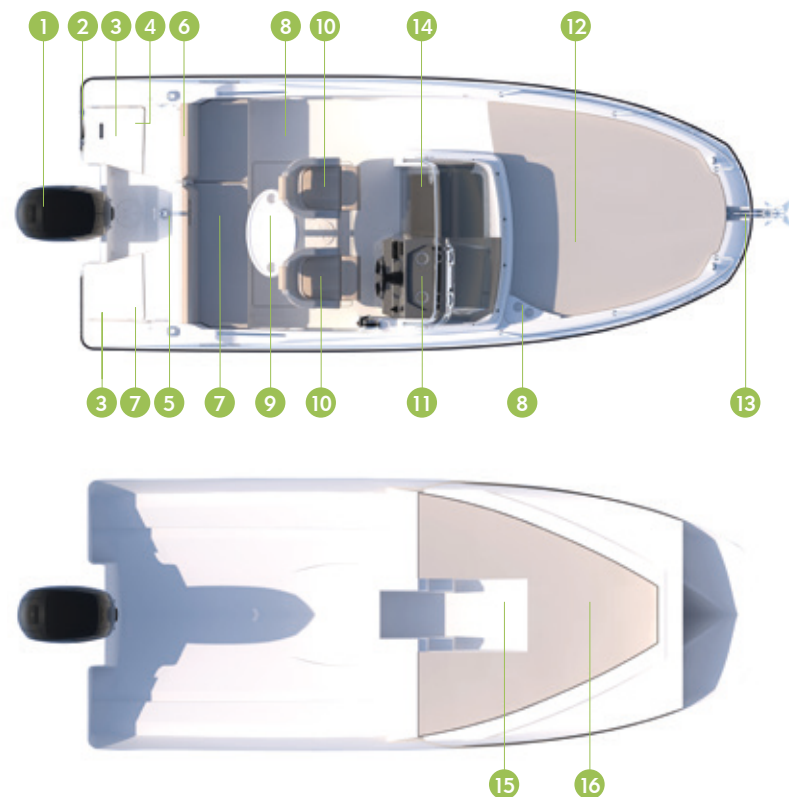

Length Overall (M)	6,12
Beam Maximum (M)	2,40
Height - Without Canvas (M)	tbd*
Dry Weight (Kg)	tbd*
Fuel Capacity (L)	160
CE Design Category	C
Maximum Number of People	7
Maximum Power (HP / KW)	150 / 110

**to be determined*

ACTIV 605 SUNDECK

MODEL FEATURES

1. Engine configuration up to max 150 hp
2. Integrated swim ladder
3. Large swim platform for safe and easy access in and out of the water
4. Optional cockpit shower
5. Optional ski pole
6. Easy and unobstructed access to and from the swim platform via a pivoting backrest
7. Numerous storage arrangements
8. Twin cup holders
9. Cockpit table
10. Pivoting pilot & co-pilot bucket seats with flip bolster and swivel
11. Stylish and ergonomic bicolor helm with room for optional 7" GPS/Chart plotter
12. Large bow sun lounge
13. Integrated electric bow windlass
14. Semi-transparent sliding door
15. U shape seating in cabin
16. Double berth



ACTIV 675 OPEN

FREEDOM TO PLAY

Open up to a world of escape and fun. With clever use of space and a well thought out layout plus on-board comfort surrounding you, this is a boat that switches from water sports to cruising to relaxing with ease so that you can truly enjoy all the freedom of being on the water.

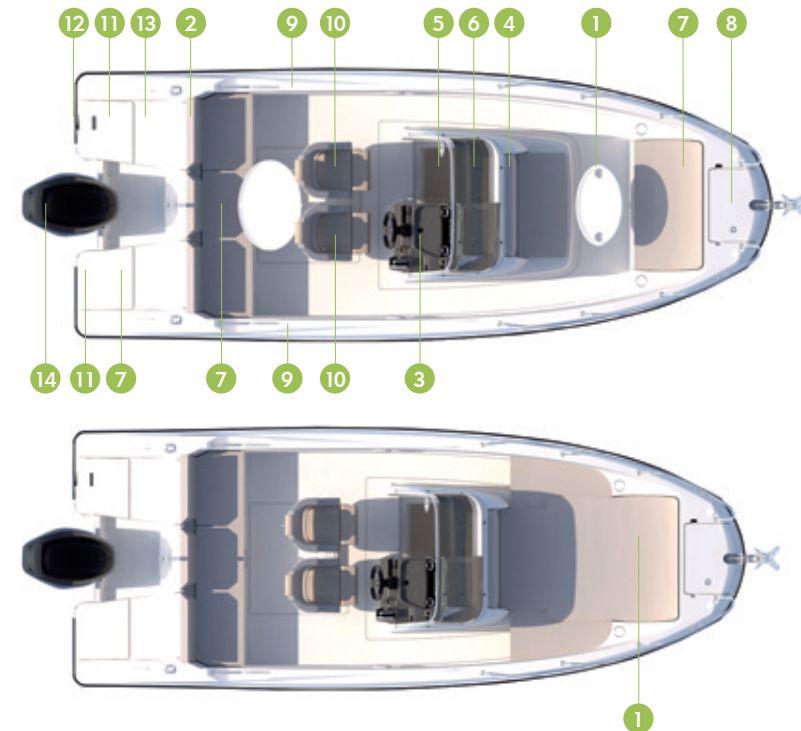


Length Overall (M)	6,74
Beam Maximum (M)	2,55
Height - Without Canvas (M)	tbd*
Dry Weight (Kg)	tbd*
Fuel Capacity (L)	200
CE Design Category	C
Maximum Number of People	8
Maximum Power (HP/kW)	200/147

**to be determined*

MODEL FEATURES

1. Versatile bow area convertible for dining, quick sun lounge and extended sun lounge option. The sun lounge deployment within seconds and without the use of complicated extensions
2. Easy and unobstructed access to and from the swim platform via a pivoting backrest
3. Stylish and ergonomic bicolor helm with integrated cup holders, storage tray and mounting space for optional 7" GPS/Chart plotter
4. Dedicated console storage with premium finish for exterior table and cushions
5. Easy cabin entry via semi-transparent sliding door
6. Cabin provides sleeping space for one person or child
7. Numerous storage arrangements
8. Integrated bow anchor/line locker with optional electric windlass
9. Secure feeling for adults and children with high freeboard and ease of circulation aboard
10. Pilot & co-pilot bucket seats with flip bolster and swivel, pivoting seats
11. Large swim platform for safe and easy access in and out of the water
12. Integrated swim ladder
13. Optional cockpit shower
14. Engine configuration up to max 200 hp



ACTIV 605 OPEN

FUN PACKED

Pleasure seekers won't hesitate to take to the water in the Activ 605 Open. Opportunities to have fun abound and it's the ideal choice for light fishing, water sports or simply soaking up the sun. It also comes with some of the award-winning features of the Activ 675 Open, Powerboat of the Year 2011, such as easy sun lounge conversion and intelligent use of space. It's no surprise the Activ 605 Open makes best in category for storage capacities, largest carrying capacity and best access from water to cockpit.



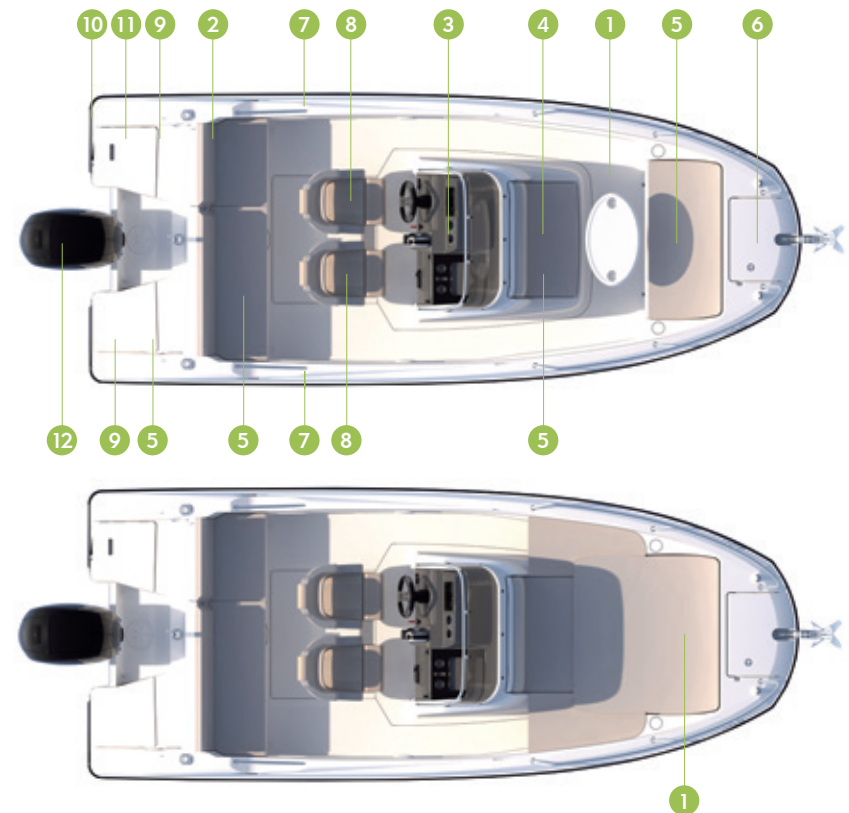
Length Overall (M)	6,12
Beam Maximum (M)	2,40
Height - Without Canvas (M)	tbd*
Dry Weight (Kg)	tbd*
Fuel Capacity (L)	160
CE Design Category	C
Maximum Number of People	7
Maximum Power (HP / KW)	150 / 110

**to be determined*



MODEL FEATURES

1. Versatile bow area convertible for dining, quick sun lounge and extended sun lounge option. The sun lounge deployment within seconds and without the use of complicated extensions
2. Easy and unobstructed access to and from the swim platform via a pivoting backrest
3. Stylish and ergonomic bicolor helm with integrated cup holders, storage tray and mounting space for optional 7" GPS/Chart plotter
4. Dedicated console storage with premium finish for exterior table and cushions.
5. Numerous storage arrangements
6. Integrated bow anchor/line locker with optional electric windlass
7. Secure feeling for adults and children with high freeboard and ease of circulation aboard
8. Pilot & co-pilot bucket seats with flip bolster and swivel, pivoting seats
9. Large swim platform for safe and easy access in and out of the water
10. Integrated swim ladder
11. Optional cockpit shower
12. Engine configuration up to max 150 hp



ACTIV 555 OPEN

MAKE THE SEA YOUR PLAYGROUND

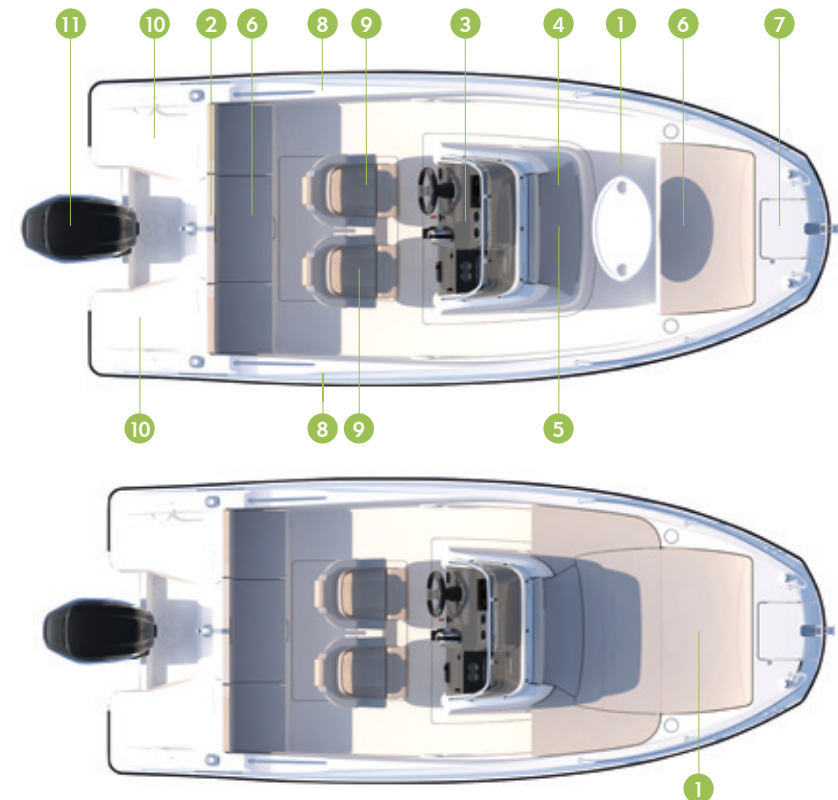
On the Activ 555 Open you can enjoy all the fun and freedom of being on the water with complete ease knowing that this is a versatile, solidly designed boat with plenty of walk-around space and safety features making it perfect when children are on board.



Length Overall (M)	5,47
Beam Maximum (M)	2,29
Height - Without Canvas (M)	1,83
Dry Weight (Kg)	722
Fuel Capacity (L)	110
CE Design Category	C
Maximum Number of People	6
Maximum Power (HP/KW)	115 / 84,6

MODEL FEATURES

1. Versatile bow area convertible for dining, quick sun lounge and extended sun lounge option. The sun lounge deployment within seconds and without the use of complicated extensions
2. Optimized use of cockpit space thanks to the reclining aft seat that ensures maximum cockpit space while keeping it possible to tilt the engine entirely
3. Stylish and ergonomic bicolor helm with integrated cup holders, storage tray and mounting space for optional 7" GPS/Chart plotter
4. Dedicated console storage with premium finish for exterior table and cushions
5. Permanent access to console even if bow sun lounge is deployed
6. Plenty of storage capacity throughout the boat
7. Integrated bow anchor/line locker
8. Secure feeling for adults and children with high freeboard and ease of circulation aboard
9. Pilot & co-pilot bucket seats with flip bolster and swivel, pivoting seats
10. Large swim platform for safe and easy access in and out of the water
11. Engine configuration up to max 115 hp



ACTIV 505 OPEN

MADE FOR LIFE

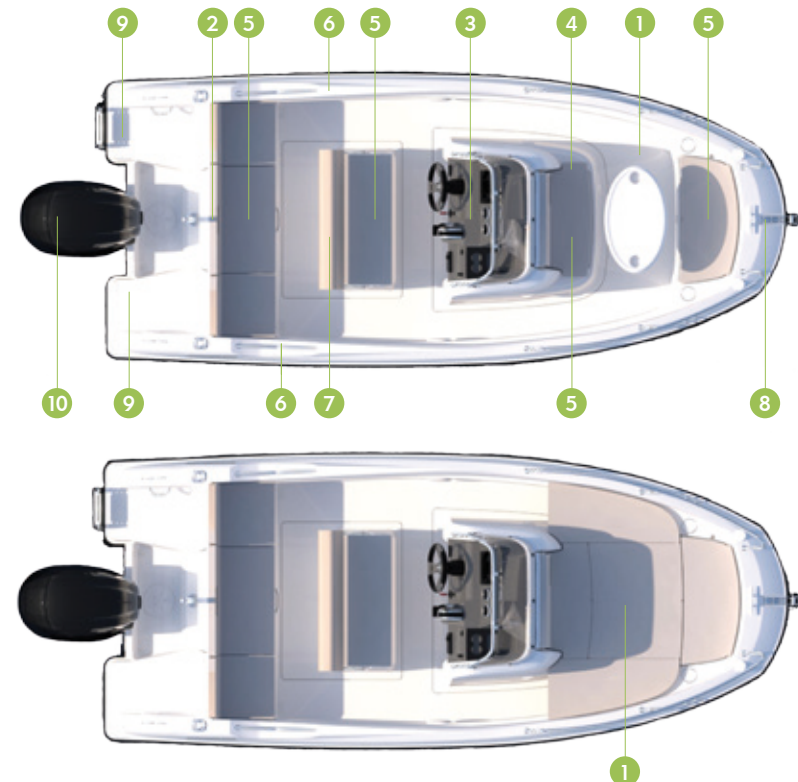
The Activ 505 Open combines form and function in equal measures. Sporty styling, outstanding features and great value set it apart. Make the most of the integrated rod holders with some light fishing, have fun on the water thanks to the optional ski pole or just convert the cockpit and relax in the sun lounge.



Length Overall (M)	5,07
Beam Maximum (M)	2,12
Height - Without Canvas (M)	1,77
Dry Weight (Kg)	582
Fuel Capacity (L)	90
CE Design Category	C
Maximum Number of People	5
Maximum Power (HP/KW)	100 / 73,6

MODEL FEATURES

1. Versatile bow area convertible for dining, quick sun lounge and extended sun lounge option. The sun lounge deployment within seconds and without the use of complicated extensions
2. Optimized use of cockpit space thanks to the reclining aft seat that ensures maximum cockpit space while keeping it possible to tilt the engine entirely
3. Stylish and ergonomic bicolor helm with integrated cup holders, storage tray and mounting space for optional 7" GPS/Chart plotter
4. Dedicated console storage with premium finish for exterior table and cushions
5. Plenty of storage capacity throughout the boat
6. Secure feeling for adults and children with high freeboard and ease of circulation aboard
7. Bi-directional helm seating for boat driving and socializing
8. Easy access from bow
9. Integrated double swim platform
10. Engine configuration up to max 100 hp.



SPECIFICATIONS & PACKS

MODEL SPECIFICATIONS	755 CRUISER	675 SUNDECK	605 SUNDECK	675 OPEN	605 OPEN	555 OPEN	505 OPEN
Length Overall (M)	6,99	6,74	6,12	6,74	6,12	5,47	5,07
Length of Hull (M)	6,91	6,45	5,75	6,45	5,75	5,29	4,81
Beam Maximum (M)	2,55	2,55	2,40	2,55	2,4	2,29	2,12
Height - Without Canvas (M)	2,03	tbd*	tbd*	tbd*	tbd*	1,83	1,77
Dry Weight (Kg)	1440	tbd*	tbd*	tbd*	tbd*	722	582
Draft Hull (M)	0,55	tbd*	tbd*	tbd*	tbd*	0,36	0,37
Fuel Capacity (L)	280	200	160	200	160	110	90
CE Design Category	C	C	C	C	C	C	C
Maximum Number of People	8	8	7	8	7	6	5
Maximum Power (HP)	300	200	150	200	150	115	100
Maximum Power (kW)	221	147	110	147	110	84,6	73,6
Water Capacity (L)	80	45	45	45	45		
OB Shaft Length	XL	XL	XL	XL	XL	L	L

*to be determined



MERCURY THE POWER TO ESCAPE

MERCURY ENGINE OPTION	755 CRUISER	675 SUNDECK	605 SUNDECK	675 OPEN	605 OPEN	555 OPEN	505 OPEN
Mercury F50							x
Mercury F60 / CT							x
Mercury F80						x	x
Mercury F100 / F100 CT						x	x
Mercury F115 / F115 CT			x		x	x	
Mercury F150	x	x	x	x	x		
Mercury 175 Verado	x	x		x			
Mercury 200 Verado	x	x		x			
Mercury 225 Verado	x						
Mercury 250 Verado	x						
Mercury 300 Verado	x						

PACKS AND EDITIONS	755 CRUISER	675 SUNDECK	605 SUNDECK	675 OPEN	605 OPEN	555 OPEN	505 OPEN
SMART EDITION	x	x	x	x	x	x	x
Cockpit Comfort Pack	x						
Cabin Comfort Pack	x						
Electronic Pack	x						
Bimini		x	x	x	x	x	x
Stereo Fusion with 2 speakers		x	x	x	x	x	
Upgraded fibre-reinforced plastic cockpit table		x		x			
Cockpit Shower		x	x	x	x		
Ski Pole			x	x	x	x	x
Bow Electrical Windlass		x		x			
Bow cushions							x
Bow table					x	x	x
Convertible bow sun lounge				x	x	x	x
Cockpit Cushions							x

COCKPIT COMFORT PACK	x						
Cockpit sun lounge	x						
Cockpit shower	x						
Ski Pole	x						
Drawer Fridge	x						
Galley (sink w/pressured water & LPG stove)	x						
Port windscreen wiper with washing system	x						
Real teak cockpit table	x						
Cockpit Courtesy Lights	x						

CABIN COMFORT PACK	x						
Enclosed Sea Toilet	x						
Curtains	x						

ELECTRONIC PACK	x						
Simrad GPS/Chart Plotter 9"	x						
Stereo Fusion with 4 speakers	x						
Gateway module for engine data	x						

v = Standard o = Optional A = Accessory ED = Part of Smart Edition
 Cockpit = Part of Cockpit Comfort Pack Cabin = Part of Cabin Pack
 Elec = Part of Electronic Pack

HULL & DECK	755 CRUISER	675 SUNDECK	605 SUNDECK	675 OPEN	605 OPEN	555 OPEN	505 OPEN
Bow Roller	v	v	v	v	v	v	v
Swim Ladder	v	v	v	v	v	v	v
Navigation Lights	v	v	v	v	v	v	v
Forward line/anchor Locker	v	v	v	v	v	v	v
Self Bailing Cockpit	v	v	v	v	v	v	v
Rod holders				v	v	v	v
Ski Pole	o/Cockpit/ ED	o/ED	o/ED	o/ED	o/ED	o/ED	o/ED
Swim Platform	v	v	v	v	v	v	v
Swim Platform Extension	o						
Real teak Flooring	o						
Laminated Teak Flooring	o						
Flag holder, stainless steel	v						
Hull Color	o	o	o	o	o	o	o
LED Courtesy lights	Cockpit/ED						

BOW	755 CRUISER	675 SUNDECK	605 SUNDECK	675 OPEN	605 OPEN	555 OPEN	505 OPEN
Forward sun lounge	o	v	v				
Convertible bow sun lounge				o/ED	o/ED	o/ED	o/ED
Bow sunlounge side extension				o	o	o	o
Bow cushions				o/ED	o/ED	o/ED	o/ED
Bow Table				o/ED	o/ED	o/ED	o/ED

HELM	755 CRUISER	675 SUNDECK	605 SUNDECK	675 OPEN	605 OPEN	555 OPEN	505 OPEN
Analog Speedometer/Tachometer						v	v
SmartCraft Speedometer/Tachometer	v	v	v	v	v	o	
Fuel Gauge						v	v
Adjustable Steering Position	v						
Gateway module for engine data	Elec/Ed						
12v electrical socket	v	v	v	v	v	v	v
Stereo Fusion with 2 speakers		o/ED	o/ED	o/ED	o/ED	o/ED	o
Stereo Fusion with 4 speakers	Elec/Ed						
Simrad GPS/Chart Plotter 7" NSS evo 2		o	o	o	o	o	o
Simrad GPS/Chart Plotter 9" NSS evo 2	Elec/Ed						

COVER & CANVAS	755 CRUISER	675 SUNDECK	605 SUNDECK	675 OPEN	605 OPEN	555 OPEN	505 OPEN
Mooring Cover	o	o	o	o	o	o	o
Console & bolster seats cover		o	o	o	o	o	o
Bimini	o	o/ED	o/ED	o/ED	o/ED	o/ED	o/ED
Bimini with Enclosed Canvas	o						
Seat Cover	A	A	A	A	A	A	A
Console Cover				A	A	A	A

HEAD	755 CRUISER	675 SUNDECK	605 SUNDECK	675 OPEN	605 OPEN	555 OPEN	505 OPEN
Enclosed Sea toilet	Cabin/ED						
Opening Portlight	v						

COCKPIT	755 CRUISER	675 SUNDECK	605 SUNDECK	675 OPEN	605 OPEN	555 OPEN	505 OPEN
Pilot Seat with Flip Bolster and Swivel	v	v	v	v	v	v	
Helm Bench Seat							v
Co-pilot Seat	v	v	v	v	v	v	
Cockpit sun lounge	Cockpit/ED						
Aft Bench Seat	v	v	v	v	v	v	v
Aft Seat Folding Backrest	v						
Aft Seat Extension L-Lounge	v						
Cockpit Cushions	v	v	v	v	v	v	o/ED
Cockpit Table		v ¹	v	v ²			
Real teak cockpit table	o/Cockpit/ ED						
Cockpit Shower	Cockpit/ED	o/ED	o/ED	o/ED	o/ED		

CABIN	755 CRUISER	675 SUNDECK	605 SUNDECK	675 OPEN	605 OPEN	555 OPEN	505 OPEN
Berths	2	2	2	1			
Berth Cushions/Filler	v	v	v	v			
Cabin Lights	v	v	v				
Opening Portlights	v	v	v				

GALLEY	755 CRUISER	675 SUNDECK	605 SUNDECK	675 OPEN	605 OPEN	555 OPEN	505 OPEN
Sink with Tap	Cockpit/ED						
Stove LPG	Cockpit/ED						
Refrigerator	Cockpit/ED						

EQUIPMENT	755 CRUISER	675 SUNDECK	605 SUNDECK	675 OPEN	605 OPEN	555 OPEN	505 OPEN
Grey Water System	o						
Single Battery System		v	v	v	v	v	v
Dual Battery System	v						
Diesel Heating	o						
Bow Electrical Windlass	o	o/ED	o	o/ED	o		
Hydraulic Steering	v	v	v	v	v	v	o
Motor Bracket		o	o	o	o	o	o
Electric Trim Tabs	o						
Electric Bilge Pump	v	v	v	v	v	v	v
OB Pre-Rigging	v	v	v	v	v	v	v
Starboard Windscreen Wiper	v						
Port Windscreen Wiper	Cockpit/ED						
Windscreen Wash	Cockpit/ED						

PACKS	755 CRUISER	675 SUNDECK	605 SUNDECK	675 OPEN	605 OPEN	555 OPEN	505 OPEN
SMART Edition	o	o	o	o	o	o	o
Cockpit Comfort Pack	o/ED						
Cabin Comfort Pack	o/ED						
Electronic Pack	o/ED						

1 Plastic Table Standard, Upgraded FRP table part of SMART Pack or stand alone option

2 Plastic Table Standard, Upgraded fiberglass table part of SMART Pack

QUICKSILVER®

Explore our dealer network at
www.quicksilver-boats.com



The quality system of Brunswick
Marine in EMEA
is ISO 9001:2008 certified.

© 2017 Brunswick Marine in EMEA. All Rights Reserved.

Brunswick Marine in EMEA continuously explores means to improve the products it designs, manufactures and distributes. Every effort is made to produce sales and service literature which is current. Changes to specifications of engines, boats and accessories are ongoing. This brochure should not be regarded as a precise guide to the latest specifications. This brochure is also not an offer for sales of any particular engine, boat or accessory. Distributors and dealers are not agents of Brunswick Marine in EMEA or one of its affiliates and they have no authority to bind Brunswick Marine in EMEA by any express undertaking or representation, including but not limited to representations of product, sales, applications or service nature. Not all products are available in all countries and some are available only in limited quantities. Some products shown in this catalogue are equipped with optional accessories. Please see your local dealer.