



PILOTHOUSE

QUICKSILVER®
CAPTUR



Life is now



Welcome to the Captur Pilothouse range from Quicksilver.

Captur gives you the freedom of the water, the freedom to fish and the freedom to be spontaneous. Perfect for friends and serious fishermen – they offer everything you could need and more.

From day trippers to overnighers, these boats let you seek out life rather than just let it happen – to enjoy life to the full: carefree and worry-free. Boats with all the power, comfort and practicality to get you out there. Life is more fun when you remove the obstacles. Life is for living, for remembering. It's a journey.

Seize the moment.

Explore our complete range of boats and dealer network now at www.quicksilver-boats.com



QUICKSILVER®

Quicksilver's Captur Pilothouse range - Welcome to Fun

Sure...our boats are designed for a great fishing experience. But we know that you use your boat with your family and friends as well. Our Pilothouse range has been specifically designed to give you best-in-class features for optimal fishing and leisure combined with the comfort and style you have come to expect from Quicksilver.

This year you have a whole range of boats to choose from. The 755 Pilothouse combines true cruising comfort with our largest fishing cockpit ever, matched by a 250 horsepower engine for speed and the latest advances for a great time on the water. The 675 Pilothouse offers best-in-class cockpit space with a variety of tailored options. And our competitively priced 605 and 555 Pilothouse provide a fantastic boating experience with a myriad of technical and comfort capabilities.





CONTENT

755 Pilothouse	6 - 9
675 Pilothouse	10 - 13
605 Pilothouse	14 - 17
555 Pilothouse	18 - 21
SMART Edition & Packs	22 - 23
Specification Table	22 - 23



755 PILOTHOUSE

Where serious fishing and family fun are all in a day's play

A fishing trip is never going to be a rough and ready affair in this addition to the Pilothouse range. Combining the best fishing equipment package with a full interior double berth, the 755 brings fishing aficionados a real touch of luxury along with all the practical touches the seasoned boater would expect. Boasting the largest HP range, with single engine up to 250hp you'll be enjoying both speed and power.

SAFETY

In addition to the standard features you would expect for trouble-free boating such as navigation lights, sturdy swim ladder and well-placed grab rails, this is the only boat in its class to offer an electronics package for the covered exterior second helm, providing GPS/chartplotter. An electrical windlass takes the strain out of weighing anchor, whilst a bow thruster makes for easier docking. Whenever you want to take to the water, swim platforms make access on and off the boat simple and safe.

STORAGE

In addition to the luxury fish locker, our savvy designers have integrated a wealth of practical touches to facilitate storage of all fishing and leisure equipment.

COMFORT

Nothing has been left to chance in anticipating your comfort. Even before the rigours of a day's serious fishing, the full double berth looks enticingly restful. Meanwhile on deck the walkthrough transom, combined with triple forward facing interior seating and dedicated galley area ensures ease of movement, comfort and a spacious feel throughout. A special comfort pack option will provide pleasure-seekers with modern conveniences such as bow cushions, table, refrigerator and a cockpit shower. With the additional options of a seawater toilet and interior curtains you will have all the conveniences you need to enjoy your adventures afloat.

SMART EDITION

Be sure to get what you need: the Smart Edition is based on the options that are most frequently requested by our customers.

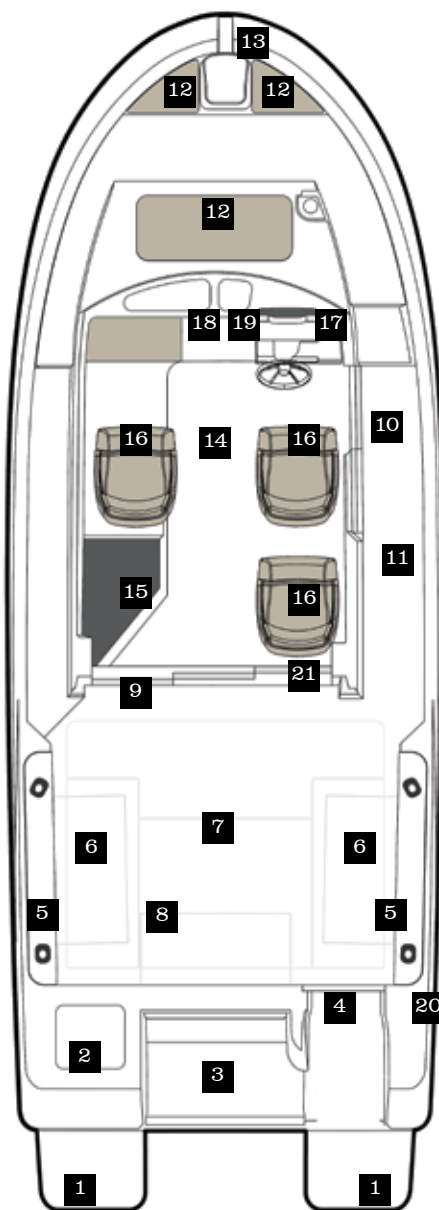
In addition to that you save an average of 10% when compared to ordering options separately and this edition is probably already available at your local dealer right now.

FISHING

This is where the 755 comes into its own, offering as it does the best fishing package with a premium livewell system, fishwell locker pumpout systems, additional rod holders and more. The fishing experience is maximised with the largest fishing cockpit, which allows for complete conversion thanks to flip-up flush-fitting seating to provide a clear area.







Model specifications

Length Overall (M)	7,39	Fuel Capacity (L)	300
Beam Maximum (M)	2,79	CE Design Category	C
Height - Without Canvas (M)	2,83	Maximum Number of People	8
Dry Weight (Kg)	1800	Maximum Power (HP/kW)	250/186

Model features

- Optional port & starboard swim platforms
- Livewell
- Optional bait preparation station and 2 additional rod holders (with Fish Pack)
- Walkthrough transom door
- 2 rod storage racks (3 rods per side)
- 2 fish lockers with standard drains and optional electric pumpout available with Fish Pack
- Cockpit floor storage & battery access & cockpit service hatch
- Aft & port flip down bench seats, cockpit table, and cockpit shower as part of optional Cockpit Comfort Pack
- Sliding cabin entry door
- Pilothouse helm access sliding entry door
- Cockpit level access walkway to foredeck
- Bow seats with optional cushions (with Cockpit Comfort Pack)
- Foredeck anchor locker and stainless steel tilt bow roller with optional forward windlass
- Cabin floor and seat base storage lockers
- Dedicated galley with sink, fresh water system, stove and optional refrigerator
- 3 cabin seats with slide/swivel & flip-up bolsters
- Integrated helm with hydraulic steering, SmartCraft instrumentation, mounting area for optional 9" GPS/Depthsounder and sonic-hub entertainment system and 12v outlet
- Double berth with storage below and berth cushions
- Optional seawater toilet
- Optional raw water washdown (with Fish Pack)
- Optional cockpit helm and optional 7" second station electronics (GPS/Chartplotter networked to primary system) with weather cover



675 PILOTHOUSE

Perfect for a great day out

Are you looking for great performance at an attractive price? The 675 Pilothouse contains an intelligently designed cockpit for comfort, coupled with class-leading space that is perfect for both fishing and leisure. The craft's maximum 200 horsepower engine will allow you to easily reach a cruising speed of 25 knots. And whether you want to relax with friends or get your line in the water, our SMART edition combines the right mix of Cockpit, Cabin and Fishing options for your needs—your boat will be perfectly suited to your lifestyle.

SAFETY

The 675 Pilothouse is a ready-for-fun craft designed with safety in mind. High freeboards in the cockpit, safety rails, and easy bow access ensure a worry-free water experience with plenty of other safety options too. The helm provides 360° visibility, swim platforms allow your family and friends to get in and out of the water safely and easily, and an optional windlass ensures extra control – whether you want to leave in a hurry or stay exactly where you are.

COMFORT

Your comfort is our goal. The fully configurable cockpit space can be converted in a minute to seating and dining area with an optional comfort pack. In the cabin there is seating for four, and a convertible berth that sleeps two. A wide starboard walkaround allows easy bow access, and a sliding door provides shelter and quick availability to the rest of the boat. The handy galley with sink and cooker can be easily upgraded to include fresh water capabilities and a refrigerator. You can also enhance your craft with a dual helm station, sea toilet and colored hull.

STORAGE

The 675 Pilothouse combines a sense of space and freedom without sacrificing storage. Your fishing rods will fit perfectly in a lockable floor storage area. Lockers in the cockpit floor, a fully-lined storage area below the galley, and additional space under the berth and the aft bench seat provide a variety of safe, accessible locations for you to keep all of the things you need for fishing and fun.

FISHING

Ready for a great fishing experience? Prepare your bait at the dedicated station with an integrated cutting board. Then locate the best fishing location with your optional GPS/fish finder. Once you're there, grab your rods from the easily-accessible, rod holder, and get that hook in the water from the large cockpit or forward fishing platform. And when you start to reel them in, keep your catch fresh in the fish lockers with optional pump/aeration system. The 675 Pilothouse – designed to enhance your fishing day from start to finish.

SMART EDITION

Be sure to get what you need: the Smart Edition is based on the options that are most frequently requested by our customers.

In addition to that you save an average of 15% when compared to ordering options separately and this edition is probably already available at your local dealer right now.







Model specifications

Length Overall (M)	6,55	Fuel Capacity (L)	200
Beam Maximum (M)	2,54	CE Design Category	C
Height - Without Canvas (M)	2,79	Maximum Number of People	7
Dry Weight (Kg)	1585	Maximum Power (HP/kW)	200/147

Model features

1. Optional port & starboard swim platforms

2. Livewell

3. Walkthrough transom door

4. 2 rod storage racks (3 rods per side)

5. 2 fish lockers with standard drains and optional port electric pumpout available with Fish Pack

6. Cockpit floor storage & battery access & cockpit service hatch

7. Aft & port flip down bench seats and cockpit table as part of optional Cockpit Comfort Pack

8. Sliding cabin entry door

9. Access walkway & access to foredeck

10. Foredeck anchor locker with optional forward windlass

11. Cabin floor and seat base storage lockers
12. Dedicated galley with optional fresh water system, stove and refrigerator as part of Galley Pack

13. 2 seats with slide/swivel & flip-up bolsters

14. Integrated helm with hydraulic steering, SmartCraft instrumentation, mounting area for optional GPS/Depthsounder/Stereo and 12v outlet

15. Double berth with storage below and berth cushions

16. Optional seawater toilet

17. Optional cockpit helm and optional 7" second station electronics (GPS/Chartplotter networked to primary system) with weather cover

18. Bow area suitable for fishing

19. Double wide bench seat with incorporated storage

As a company committed to continuous product improvement specifications are subject to change.



605 PILOTHOUSE

Great value, great fun

Are you passionate about fishing? Our 605 Pilothouse provides real value. The 150 horsepower engine and larger than average cockpit make it easy to get to the fish and get those rods over the side. Make it even easier with an optional second helm station with navigation electronics. And our SMART edition now combines the perfect mix of Cockpit, Cabin and Fishing options to ensure that your craft is suited to your specific lifestyle and needs.

SAFETY

The 605 Pilothouse gives you such a good fishing experience you might not notice how safe it is! A hinged gate provides sea-height access to the transom. Starboard and port walkarounds provide fast accessibility to all areas of the boat. And a bow windlass option makes it easier than ever to drop anchor. The tempered glass windshield and large aft window with 360° visibility make it a breeze to see exactly where you are, and the best-dash-in-size range provides ample space for instrumentation and electronics to keep your journey on track.

STORAGE

The 605 Pilothouse is all about a sense of freedom and open space on the water – no cluttered experience here. Rods and other storage items will fit easily in lockable floor areas or in the high freeboards. Your bait and fish will stay fresh in the livewell and fish locker. And with storage possibilities under the bench and storage lockers in the cockpit floor, you'll have plenty of space to move around with ease.

COMFORT

Find all-weather protection in the cabin, with seating for two. Extra, easy-to-convert cockpit seating and dining area, offer you the possibility to relax outside. And after some intensive fishing, close the cabin curtains and grab a nap in the two-sleeper berth with fill-in cushions, and let the waves rock you to sleep.

SMART EDITION

Be sure to get what you need: the Smart Edition is based on the options that are most frequently requested by our customers.

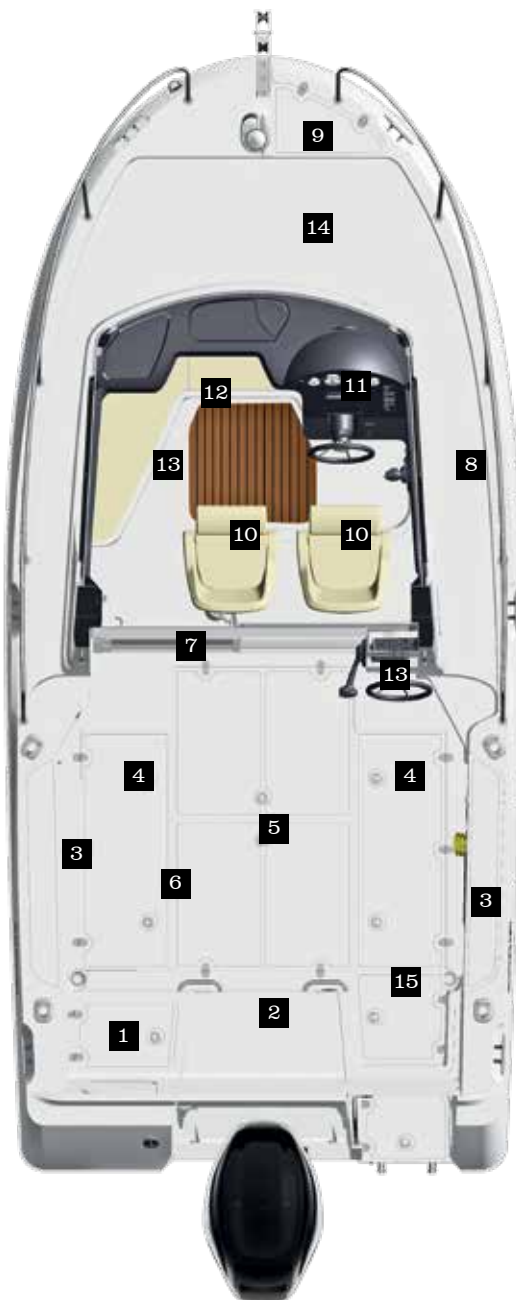
In addition to that you save an average of 15% when compared to ordering options separately and this edition is probably already available at your local dealer right now.

FISHING

Expect plenty of cockpit space for you and your friends to enjoy great fishing moments. Store up to six rods below the coaming caps or in a secure and lockable floor storage area. Find the best fishing area with your optional GPS package and fish from the large cockpit. Then use the built-in lockers to store your catch until it's time to grill. The 605 Pilothouse – ideal for fishing with friends.







Model specifications

Length Overall (M)	5,75	Fuel Capacity (L)	160
Beam Maximum (M)	2,54	CE Design Category	C
Height - Without Canvas (M)	2,70	Maximum Number of People	6
Dry Weight (Kg)	1345	Maximum Power (HP/kW)	150/110

Model features

1. Livewell
2. Full bench seat with motor cover
3. 2 rod storage racks (3 rods per side)
4. 2 fish lockers with standard drains
5. Cockpit floor storage & battery access & cockpit service hatch
6. Optional port flip down bench seats and cockpit table as part of optional Cockpit Comfort Pack
7. Sliding cabin entry door
8. Access walkway & access to foredeck
9. Foredeck anchor locker and stainless steel tilt bow roller with optional forward windlass
10. 2 seats with slide/swivel & flip-up bolsters
11. Integrated helm with hydraulic steering, mounting area for optional 7" GPS/ Depthsounder/Stereo and 12v outlet
12. Double berth with storage below and berth cushions
13. Optional cockpit helm and optional 7" second station electronics (GPS/ Chartplotter networked to primary system) with weather cover
14. Bow area suitable for fishing
15. Transom access and removable back seat



555 PILOTHOUSE

Where fantastic fishing begins

If you like to make the most of what life has to offer, here's a great introduction to life afloat. Covering all the essential features a keen weekend angler looks for, this compact fishing boat offers the kind of intelligent design and features that really make a difference to your experience aboard, making your time on the water effortlessly enjoyable. With a well-proportioned cockpit, there's plenty of space for fishing whilst a compact cabin offers protection from the elements all year round. Our Smart Edition and optional packs ensure you get just the boat you want and need.

SAFETY

Safety comes as standard with all Quicksilver boats and you will appreciate this as soon as you step aboard. You'll notice the sense of stability a high freeboard brings and enjoy the ease of movement to the bow that the asymmetric layout allows. With 360 degree visibility from the helm plus real glass and windscreen wipers, you're ensured a clear view even when conditions get rough. Two automatic bilge pumps are there to keep conditions aboard clean and dry. We've also created dedicated space on helm for a large GPS/chartplotter, making navigation plain sailing.

COMFORT

You'll enjoy the sense of space we've created here. With this model you'll find there's room to dine and relax. Interior seating is provided for 2 or 3 and you can add in a bench and cockpit table for further seating options. You'll notice how the thoughtfully-designed layout ensures ease of movement on board for adults and children alike, as well as enabling easy access to the bow area. With a cabin you've got year-round protection from the elements and with the comfort pack, 2 people can enjoy a peaceful night's sleep here too.

FISHING

This boat's larger-than-average cockpit area and substantial forward fishing platform provide plenty of room for the important business of fishing. There's space for up to 6 rods to be conveniently stored away when not in use, plus this boat comes with 2 standard rod holders on deck, with the option to add 2 more. Make the most of this boat's angling potential and add an optional moulded-in fish locker with thru-hull drain and pump out system or livewell with constant freshwater delivery system to keep bait and fish healthy.

STORAGE


Enjoyment of your space is key to your boating experience. All of your onboard needs are anticipated here, and you'll be thrilled with the abundance of fishing and general storage features throughout the cockpit and cabin. Lockable storage in cockpit is also provided for extra security and peace of mind.

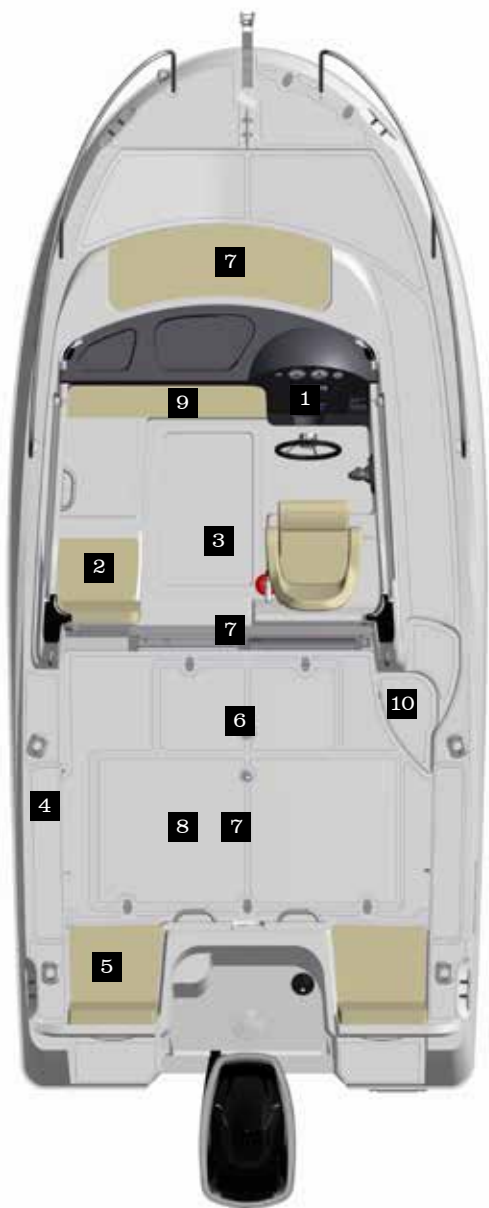
SMART EDITION

Be sure to get what you need: the Smart Edition is based on the options that are most frequently requested by our customers.

In addition to that you save an average of 15% when compared to ordering options separately and this edition is probably already available at your local dealer right now.







Model specifications

Length Overall (M)	5,31	Fuel Capacity (L)	90
Beam Maximum (M)	2,40	CE Design Category	C
Height - Without Canvas (M)	2,58	Maximum Number of People	5
Dry Weight (Kg)	1170	Maximum Power (HP/kW)	115/85

Model features

1. Analog tachometer and speedometer plus 12v socket standard in the dash board. Optional Electronics Pack comes with 7" GPS/Depthfinder/Stereo

2. 2 options for co-pilot seating: standard seat or optional bucket seat

3. Bench seat filler as part of the Cockpit Comfort Pack

4. 2 rod storage racks (3 rods per side), 2 additional rodholders with the Fish Pack

5. Baitwell system optional
6. Fishwell system with standard drains part of the Fish Pack

7. Optional spreader light, bow cushion and cockpit table as part of the Cockpit Comfort Pack

8. The cockpit area offers spacious floor storage, battery access and cockpit service hatch

9. Berth upholstery, berth filler and cabin curtains as part of the Cabin Comfort Pack

10.Raw water wash-down as part of the Fish Pack

As a company committed to continuous product improvement specifications are subject to change.

SMART Edition & Packs

755 Pilothouse

SMART Edition

- Cabin Comfort Pack
- Cockpit Comfort Pack
- Fish Pack

Cabin Comfort Pack

- Roof Hatch
- Foredeck opening portlight
- Salon Table
- Refrigerator
- Cabin Curtains

Cockpit Comfort Pack

- Aft Flip Seat
- Port Flip Seat
- Cockpit Table
- Cockpit Shower
- Bow Cushions

Fish Pack

- Raw Water Washdown
- Fish Locker Pumpout
- Bait Prep Table
- Windshield Wash

Single Helm Electronic Pack

- 9" GPS
- Stereo with bluetooth

Dual Helm Electronic Pack

- 9" GPS
- Stereo with bluetooth
- 2nd Helm 7" GPS

675 Pilothouse

SMART Edition

- Cabin Comfort Pack
- Cockpit Comfort Pack
- Fish Pack

Cabin Comfort Pack

- Roof Hatch
- Berth Filler
- Cabin Curtains
- Pressure Water System
- Refrigerator
- Portable Butane Stove - Single Burner

Cockpit Comfort Pack

- Aft Flip Seat
- Port Flip Seat
- Cockpit Table

Fish Pack

- Baitwell System
- Raw Water Washdown
- 2 Additional Rod Holders
- Single Fish Locker Pumpout

Single Helm Electronic Pack

- 7" GPS
- Stereo with bluetooth

Dual Helm Electronic Pack

- 7" GPS
- Stereo with bluetooth
- 2nd Helm 7" GPS

	MODEL SPECIFICATION													HULL & DECK																HELM						
	Length Overall (M/ft)	Length of Hull (M/ft)	Beam Maximum (M)	Height - Without Canvas (M)	Dry Weight (Kg)	Draft Hull with Max Engine (M)	Fuel Capacity (L)	CE Design Category	Maximum Number of People	Maximum Power (HP)	Maximum Power (kW)	Water Capacity – Optional (L)	OB Shaft Length	Colored Hull	Bow Thruster	Electric Trim Tabs	Swim Ladder	Swim Platform	Motor Bracket	Bow Roller	Anchor Locker	Bow Electrical Windlass	Transom Electric Windlass	Anti-Theft Security Eye	Starboard Windshield Wiper	Port Windshield Wiper	Navigation Lights	Bimini	Complete Enclosed Canvas	Sun Awning	Analog Speedometer/Tachometer	Smartcraft Speedometer/ Tachometer	Fuel Gauge	Trim Gauge	Hydraulic Steering	12v Electrical Socket
755 Pilothouse	7,39/24,25	6,99/22,93	2,79	2,83	1800	0,5	300	C	8	250	186	82	XL	o	o	o	v	o	o	v	v	o	o	o	v	v	v	o	o	o		v	v	v	v	v
675 Pilothouse	6,55/21,49	6,3/20,67	2,54	2,79	1585	0,53	200	C	7	200	147	32	XL	o			v	o	o	v	v	o	o	o	v		v	o	o	o		v	v	v	v	v
605 Pilothouse	5,75/18,86	5,5/18,04	2,54	2,70	1345	0,46	160	C	6	150	110	0	XL	o			v	o	o	v	v	o		o	v		v	o	o	o	v	o	v	v	v	v
555 Pilothouse	5,31/17,42	5,1/16,73	2,40	2,58	1170	0,40	90	C	5	115	85	0	L	o			v		o	v	v			o	Cab P		v	o	o	o	v		v		o	v

v = Standard
o = Optional

1 = Standard seat with backrest or optional bucket seat
Cab P = Part of Cabin Comfort Pack

El 1H = Part of Electronic Pack - Offered on the Main Helm
El 2H = Part of Electronic Pack - Offered on the Second Helm

Fish = Part of Fish Pack

605 Pilothouse

SMART Edition

- Cabin Comfort Pack
- Cockpit Comfort Pack
- Fish Pack

Cabin Comfort Pack

- Roof Hatch
- Berth Filler
- Cabin Curtains

Cockpit Comfort Pack

- Bench Seat Upholstery
- Cockpit Table
- Port Flip Seat

Fish Pack

- Baitwell System
- Raw Water Washdown
- 2 Additional Rod Holders

Single Helm Electronic Pack

- 7" GPS
- Stereo with bluetooth

Dual Helm Electronic Pack

- 7" GPS
- Stereo with bluetooth
- 2nd Helm 7" GPS

555 Pilothouse

SMART Edition

- Cabin Comfort Pack
- Cockpit Comfort Pack
- Fish Pack

Cabin Comfort Pack

- Roof Hatch
- Berth Filler
- Cabin Curtains
- Berth Upholstery
- Co Pilot Bucket Seat
- Cabin Jump Seat Filler
- Starboard Windshield Wiper

Cockpit Comfort Pack

- Cockpit Upholstery
- Bow Cushions
- Spreader Light
- Cockpit Table

Fish Pack

- Baitwell System
- Raw Water Washdown
- 2 Additional Rod Holders
- Fishwell drain system

Single Helm Electronic Pack

- 7" GPS
- Stereo with bluetooth

					COCKPIT						CABIN										OTHER EQUIPMENT					PACKS							
	Stereo	GPS/Chart Plotter 7"	GPS/Chart Plotter 9"	Second Helm Station	Fish Lockers	Cockpit Rod Storage	Rodholders	Cutting Board	Livewell System	Self Bailing Cockpit	Berths	Co-pilot Seat	Cabin Cushions	Opening Side Window	Roof Hatch	Stbd Pilothouse Entry Door	Opening Hull Portlights	Cabin Lights	Pressure Fresh Water System	Portable Butane Stove - Single Burner	Sea Toilet	Fire Extinguisher	Electric Bilge Pump	Shore Power	Dual Battery System	OB Pre-Rigging	Diesel heat	Smart Edition Pack	Cabin Comfort Pack	Cockpit Comfort Pack	Electronics Pack Dual Helm	Electronics Pack Single Helm	Fish Pack
	EL 1H	EL 2H	EL 1H	o	v	v	v	Fish	v	v	2	v	v	v	Cab P	v	v	v	v	v	o	v	v	o	v	v	o	o	o	o	o	o	o
	EL 1H	EL 1H/2H		o	v	v	v	v	Fish	v	2	v	v	v	Cab P			v	Cab P	Cab P	o	v	v			v	o	o	o	o	o	o	o
	EL 1H	EL 1H/2H		o	v	v	v		Fish	v	2	v	v	v	Cab P			v				v	v			v	o	o	o	o	o	o	o
	EL 1H	EL 1H			v	v	v		Fish	v	2	v¹	Cab P	v	Cab P			v				v	v			v		o	o	o		o	o

QUICKSILVER®

Explore our dealer network at
www.quicksilver-boats.com



The quality system of
Brunswick Marine in EMEA
is ISO 9001:2000 certified.

© 2015 Brunswick Marine in EMEA. All Rights Reserved.

Brunswick Marine in EMEA continuously explores means to improve the products it designs, manufactures and distributes. Every effort is made to produce sales and service literature which is current. Changes to specifications of engines, boats and accessories are ongoing. This brochure should not be regarded as a precise guide to the latest specifications. This brochure is also not an offer for sales of any particular engine, boat or accessory. Distributors and dealers are not agents of Brunswick Marine in EMEA or one of its affiliates and they have no authority to bind Brunswick Marine in EMEA by any express undertaking or representation, including but not limited to representations of product, sales, applications or service nature. Not all products are available in all countries and some are available only in limited quantities. Some products shown in this catalogue are equipped with optional accessories. Please see your local dealer.