



**VALIANT**  
RIGID INFLATABLE BOATS

# 2012

PROFESSIONAL RANGE - DR MODELS



**DR 750 + DR 620**







## DR 750 / 620

### Main characteristics

	750	620
CE Category	C	C
Length overall	7.49 m	6.15 m
Beam overall	2.85 m	2.50 m
Max. capacity persons	22	17
Max. engine	300 HP	150 HP
Total boat weight (Exc. engine)	773 kg	486 kg
Fuel tank	300 L	106 L

#### Standard equipment & accessories

- ➔ Integral tank of 106 L (DR 620) and 300 L (DR 750)
- ➔ Automatic bilge pump
- ➔ Aluminium hatch (except DR 620)
- ➔ Bow cleat
- ➔ Double rubbing strake
- ➔ Internal/external lifelines
- ➔ Lifting handles
- ➔ Tube reinforcements
- ➔ Pressure relief valves
- ➔ Stern lifting/towing points


#### Optional equipment & accessories

- ➔ Stainless steel PT-7D backrest seat or PT-7M single person
- ➔ Leaning Post Fiberglass S-7D (except DR 620)
- ➔ Double modular seat
- ➔ Single modular seat
- ➔ Dive bottle rack (4, 6, 8, 10 or 12 bottles)
- ➔ Stainless steel SAMSON bow post
- ➔ Fiberglass anchor bracket with stainless steel bow roller
- ➔ Rubber bow roller
- ➔ Center console PT-5 (except DR 750)
- ➔ Center console PT-6
- ➔ Center console PT-7 (except DR 620)
- ➔ Double Jockey console S-7
- ➔ Hydraulic steering
- ➔ Bathing platform with stainless steel ladder
- ➔ Diving ladder with platform, stainless steel navigation frame and navigation lights
- ➔ Stainless steel navigation frame S-6/7 with lights
- ➔ PVC keel protection

Platform with diving ladder and S-7 navigation frame with navigation lights (optional)



Dive bottle rack (4,6,8,10,12) (optional)



Backrest seat PT-7D, two persons (optional)





**DR 570 + DR 520**







# DR 570 / 520

## Main characteristics

	570	520
CE Category	C	C
Length overall	5.65 m	5.20 m
Beam overall	2.40 m	2.18 m
Max. capacity persons	15	9
Max. engine	135 HP	100 HP
Total boat weight (Exc. engine)	375 kg	262 kg
Fuel tank	106 L	73 L

### Standard equipment & accessories

- Integrated tank of 73 L (DR 520) and 106 L (DR 570)
- Bow cleat
- Towing ring/ front anchoring
- Automatic bilge pump
- Internal/external lifelines
- Tube reinforcements
- Lifting handles
- Non-slip deck
- Pressure relief valves
- Rubbing strake (double)
- Stern lifting/towing points

### Optional equipment & accessories

- Single person backrest PT-7M, folding
- Leaning Post S-6D
- Seat with locker S-5 (on DR 520)
- Seat with locker S-6 (on DR 570)
- Single modular seat
- Bathing ladder
- Bathing platform with stainless steel ladder
- Dive bottle rack (4 or 6 bottles)
- Reinforcing bands (diver)
- Reinforced lifting points bow/stern
- Rubber bow roller
- Coloured hull
- Center console PT-5
- Center console PT-6 (except DR 520)
- Double Jockey console S-7 (on DR 570)

Pressure relief valves



Center console PT-5 & leaning post S-6D (option)



PT-5 dashboard





**DR 500 + DR 450 + DR 400**







## DR 500 / 450 / 400

### Main characteristics

	500	450	400
CE Category	C	C	C
Length overall	4.90 m	4.50 m	4.00 m
Beam overall	1.94 m	1.94 m	1.77 m
Max. capacity persons	8	7	6
Max. engine	80 HP	60 HP	40 HP
Total boat weight (Exc. engine)	185 kg	157 kg	154 kg
Fuel tank	-	-	-

#### Standard equipment & accessories

- ➔ Bow cleat
- ➔ Bow locker
- ➔ Towing ring/ front anchoring
- ➔ Foam-filled hull
- ➔ Internal/external lifelines
- ➔ Lifting handles
- ➔ Non-slip deck
- ➔ Tube reinforcements
- ➔ Telescopic paddles
- ➔ Pressure relief valves
- ➔ Reinforced rubbing strake
- ➔ Stern lifting/towing points

#### Optional equipment & accessories

- ➔ Bathing ladder
- ➔ Rubber bow roller
- ➔ Reinforced lifting points bow/stern
- ➔ Boat cover
- ➔ Coloured hull
- ➔ Double Jockey console S-5
- ➔ Stainless steel navigation frame S-4 with lights
- ➔ PVC keel protection


Jockey seat with place for 24 litres spare fuel can (optional)



Bow locker (standard)



Pressure relief valves (standard)





# ACCESSORIES

Jockey console S-3  
with steering wheel (single)  
Dim. (cm): L: 106 x w: 39 x h: 55



Double Jockey console S-5  
with steering wheel (DR range)  
Dim. (cm): L: 125 x w: 54 x h: 105



Double Jockey console S-7  
with steering wheel (DR range)  
Dim. (cm): L: 155 x w: 62 x h: 114



Center console PT-5 (DR range)  
Dim. (cm): L: 42 x w: 46 x h: 112



Center console PT-6 (DR range)  
Dim. (cm): L: 43 x w: 77 x h: 151



Center console PT-7 (DR range)  
Dim. (cm): L: 78 x w: 100 x h: 154



Seat with locker S-3  
Dim. (cm): L: 52 x w: 72 x h: 68



Seat with locker S-5  
Dim. (cm): L: 45 x w: 106 x h: 77



Seat with locker S-6  
Dim. (cm): L: 52 x w: 125 x h: 86



Leaning Post S-7D  
Dim. (cm): L: 54 x w: 108 x h: 105



Leaning Post S-6D  
Dim. (cm): L: 90 x w: 53 x h: 100



Backrest PT-6D without seat  
(two persons)  
Dim. (cm): L: 104 x w: 42 x h: 104



Backrest PT-7D with folding seats  
(two persons)  
Dim. (cm): L: 42 x w: 104 x h: 105



Backrest PT-7M with folding seat  
(one person)  
Dim. (cm): L: 44 x w: 54 x h: 100



Double modular seat  
Dim. (cm): L: 115 x w: 32 x h: 110





# COMFORT AND SAFETY ON BOARD YOUR VALIANT

*Consult your agent to ensure that these accessories are compatible with your boat*

Single modular seat  
Dim. (cm): L: 59 x w: 32 x h: 81



Garmin combined sounder/GPS



Vessel View (for Verado® engine only)



Folding navigation frame S-4  
with navigation lights




Folding navigation frame S-5/6/7  
with navigation lights



Navigation  
frame  
+ platform  
+ diving ladder



Dive bottle rack (4,6,8,10)



Aluminium hatch  
(different dimensions)




ABS hatch  
(different dimensions)



Rubber bow roller (grey or black)



Stainless steel bow SAMSON post



Stainless steel bathing ladder



Stern platform with telescopic stainless  
steel bathing ladder



Over pressure safety valve  
(depending on model)



Tube reinforcement and handles (diver)





# ENGINE DETAILS

## The very best in engine power and navigation

Choose among our vast range of robust and powerful Mercury or Mariner outboard engines, the most appreciated of all times. You'll have the very best and most up-to-the-minute engine power to take your boat out to enjoy the delights of the water.

Moreover, you will benefit from a national and international network of dealers.

On top of this, a five-year warranty program is applicable for all eligible Mercury and Mariner outboard engines\*. The program will be offered to owners of new Mercury and Mariner outboard engines\*\*. The warranty applies to Mercury and Mariner Verado®, OptiMax® and FourStroke engines purchased in Europe, the Middle East, Africa and the CIS region. The five years of comprehensive factory-backed coverage includes labor for failures caused by defects in material or workmanship. What's more, the new warranty is transferable if the engine is sold within the five-year period. The warranty applies to recreational use only. Warranties on high performance engines and engines used for racing or commercial purposes remain unchanged.

\*Conditions and exclusions apply. Promotion excludes Mercury Racing and Mercury Performance Products.

\*\*Provided that all extended warranty conditions are met.



## OUTBOARDS

**MERCURY**

Being the "1 On The Water™" means leading the way in every aspect. From products to service to customer satisfaction, Mercury outperforms the competition at every turn. With Verado® for example, Mercury offers an exclusive engine concept that delivers the best 2 stroke performance in a 4 stroke package, with convenience- enhancing features that make every boat ride a unique experience. If your passion is water sports then Mercury OptiMax® is your power of choice. Mercury OptiMax® delivers 2 stroke performance with 4 stroke-like exhaust emission and fuel consumption. Mercury is also the leader in 4 stroke technology with the most modern range of 4 stroke outboards in the industry.

**MARINER**

At Mariner we never forget the reasons why people choose boating as a hobby. No other sport offers you more possibilities to have fun than boating.

Since you buy a boat for the fun of it, it's important to specify an outboard engine that will help you get the most pleasure from your preferred boating experience. Mariner outboards will ensure you have complete confidence and peace of mind to relax and enjoy.

Mariner outboards are available in a full range of 2 stroke, 4 stroke and supercharged configurations.

## Technical characteristics

	CE category	Length overall (m)	Beam overall (m)	Length inside (m)	Beam inside (m)	Tube diameter (m)	Number of chambers	Max capacity weight (kg)	Max capacity persons	Engine shaft type	Max engine (HP)	Minimum engine (HP)	Max weight engine (kg)	Total weight (excl. engine) (kg)	Fuel tank capacity (L)	Page of catalogue
750	C	7.49	2.85	6.2	1.6	0.6	7	2300	22	1XL/2L	300	115	350	773	300	3
620	C	6.15	2.5	4.5	1.3	0.57	5	1850	17	L	150	90	231	486	106	3
570	C	5.65	2.4	4	1.3	0.55	5	1450	15	L	135	60	231	375	106	5
520	C	5.2	2.18	3.94	1.1	0.48	4	1150	9	L	100	40	181	262	73	5
500	C	4.9	1.94	3.62	0.98	0.48	4+1	1100	8	L	80	30	181	185		7
450	C	4.5	1.94	3.4	0.98	0.48	3+1	1000	7	L	60	25	112	157		7
400	C	4	1.77	2.85	0.85	0.46	3+1	800	6	L	40	13.5	98	154		7



# TECHNICAL CHARACTERISTICS, EQUIPMENTS AND ACCESSORIES

## 4 STROKE

Intake, compression, power, exhaust. Those are the stages of four-cycle combustion. Because every combustion series consists of four discrete stages, 4 stroke engines tend to be quieter, smoother and more fuel efficient than traditional 2 strokes, all while producing lower emissions.

## VERADO® SUPERCHARGED

Before Verado®, conventional 4 stroke outboards were reliable, but disappointing on performance. The revolutionary Verado® 4 stroke changed that by combining unmatched acceleration and responsiveness, unbeatable torque, precise control and ultra quiet operation, with industry-leading reliability.

## OPTIMAX®

A Direct Injected engine that combines the heart, soul, speed and power of a traditional 2 stroke, but with the advantages of a 4 stroke. Its unique two-stage injection system creates a remarkably complete combustion – which means boaters can have a great time on the water while feeling good about conserving fuel and producing fewer emissions.

## Equipments and accessories

Console							Seat							Various																						
	Centre console PT-5	Centre console PT-6	Centre console PT-7	Jockey console S-3	Double jockey console S-5	Double jockey console S-7	Triple jockey console	Leaning Post S-60	Leaning Post S-70	Backrest PT-60	Backrest seat PT-70	Backrest seat PT-7M	Double modular seat	Single modular seat	Ullman jockey seat	Garmin GPS	Hydraulic steering	Automatic bilge pump	Bathing ladder	Platform with bathing ladder	Integrated fish tank	Bathing platform	Diving center ladder	Stainless steel bow SAMSON post	Diving bottle rack (various models)	Rubber bow roller	PVC keel protection	Navigation frame S-4	Navigation frame S-5	Navigation frame S-6/7	Fiberglass anchor bracket with bow roller	Ice chest marine	Mooring cover	Console/seat cover	Lifting eyes (bow & stern)	Lettering
		0	0			0	0	0	0	0	0	0	0	0	0	0	0	S		0	0	0	0	0	0	0	0			0	0	0	0	0	0	0
	0	0				0	0	0	0	0	0	0	0	0	0	0	0	S	0	0	0	0	0	0	0	0	0			0	0	0	0	0	0	0
	0	0			0	0		0		0	0	0	0	0	0		0	S	0	0				0	0	0	0		0			0	0	0	0	0
	0				0	0				0	0	0		0	0		0	S	0					0	0	0	0		0			0	0	0	0	0
	0			0	0							0		0			0		0						0	0	0	0					0	0	0	0
				0	0												0		0						0	0	0	0					0	0	0	0
				0	0												0		0						0	0	0	0					0	0	0	0

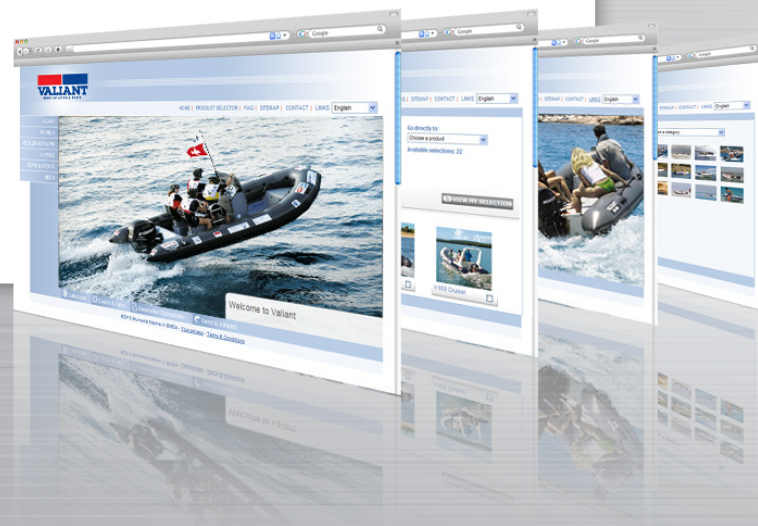
S: Standard equipment - O: Optional equipment - O\*: Optional on standard boats (without accessories) - T: Sport pack



## Get more out of Valiant

Find detailed boat specifications and features at [www.valiant-boats.com](http://www.valiant-boats.com) - the ultimate source for Valiant boats.

[www.valiant-boats.com](http://www.valiant-boats.com)



Remember - Life vests float. You don't. Always use your engine's safety stop lanyard.

© 2012 Brunswick Marine in EMEA. All Rights Reserved. GB - Printed in Belgium. Part #: 90-8M0060936

Brunswick Marine in EMEA continuously explores means to improve the products it designs, manufactures and distributes. Every effort is made to produce sales and service literature which is current. Changes to specifications of engines, boats and accessories are ongoing. This brochure should not be regarded as a precise guide to the latest specifications. This brochure is also not an offer for sales of any particular engine, boat or accessory. Distributors and dealers are not agents of Brunswick Marine in EMEA or one of its affiliates and they have no authority to bind Brunswick Marine in EMEA by any express undertaking or representation, including but not limited to representations of product, sales, applications or service nature. Not all products are available in all countries and some are available only in limited quantities. Some products shown in this catalogue are equipped with optional accessories. Please see your local dealer. Visit [www.brunswick-marine.com](http://www.brunswick-marine.com)



The quality system of  
Brunswick Marine in EMEA  
is ISO 9001:2000 certified

