

COMFORT

SPORT

DYNAMIC



VALIANT

Leisure Rigid Inflatable Boats





Whether your favourite boating activity is relaxing or invigorating, Valiant has created a wide range of well designed and safe Rigid Inflatable Boats (RIB).

Valiant offers the most complete line of Rigid Inflatable Boats in the Sport-Leisure market and is proud to be referred as the «SUV of the SEA».

- The **COMFORT** series (new line): the perfect family boat for every occasion with the most complete and competitive package.
- The **SPORT** series (new line): the perfect choice when you are looking for a simply equipped boat with excellent seaworthiness.
- The **DYNAMIC** series: the lightest rigid inflatable boat with the greatest comfort - perfect choice for the first time buyer or as a tender for a larger yacht.

The new Comfort and Sport range has been thoroughly designed, taking all the traditional values of a RIB into consideration : performance, stability, security, storage capacity, ease of transport and use.

Valiant is the perfect family boat for any occasion: ideal for beach hopping, water skiing, exploring, swimming or just sun bathing!

*Whatever your passion is,
live it safely!*

COMFORT

760 4|5

690 6|7

630/580 8|9

550/500 10|11

SPORT

550/500 12|13

DYNAMIC

Open / Tender 14|15

Engine details 16|17

Technical data 18|19

Equipments and accessories 18|19

760 COMFORT

CRUISE IN STYLE

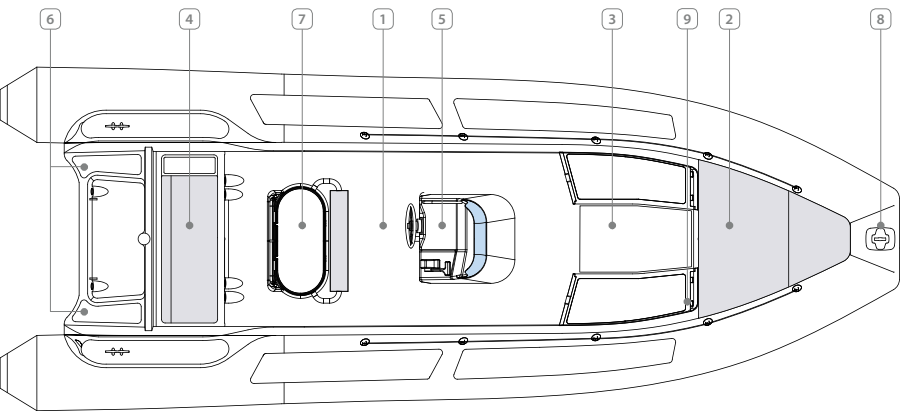
The 760 Comfort model is the Admiral of the Comfort series fleet. Characterized with its high level of finish and its extensive list of not only standard equipment but also optional accessories offered, the 760 Comfort is much more than your average rigid inflatable boat.

The 760 is ideal for fun long outings with family and friends. It is powerful, well balanced, safe, extremely comfortable and easy to use.

With the incredible amount of interior space, seating and secured storage, this boat has a place for everything and everyone.

Exploring, fishing, diving, snorkeling, swimming, sunbathing, eating...

This boat has it all! Can life be more enjoyable?



- ① Optimized deck to ensure easy onboard movement around the console, leaning post and seats
- ② Spacious and comfortable bow sundeck with cushions & large bow locker
- ③ Double bow fiberglass bench with cushions + bow table & sundeck extension easy to set up (Optional)
- ④ Stern bench locker with backrest convertible in sundeck
- ⑤ Deluxe console with hydraulic Verado steering wheel, stainless steel handrail and windscreen
- ⑥ Easy and safe access in and out of the water via the bathing platform with ladder
- ⑦ Fiberglass leaning post with cushion, folding table & large storage space
- ⑧ Bow cleat - Fiberglass bow roller (optional)
- ⑨ Automatic bilge pump for your safety at all times



A. Leaning post with optional sink, fridge and cooker
B. Optimized deck with console and bow sundeck
C. Bathing platform with optional ski mast

MAIN CHARACTERISTICS	760
CE Category	B
Length overall (M)	7.6
Beam overall (M)	3
Max. capacity persons	24
Max. engine (HP)	300
Total boat weight (excl engines) (Kg)	1280
Fuel tank (L)	270

760 COMFORT



690 COMFORT

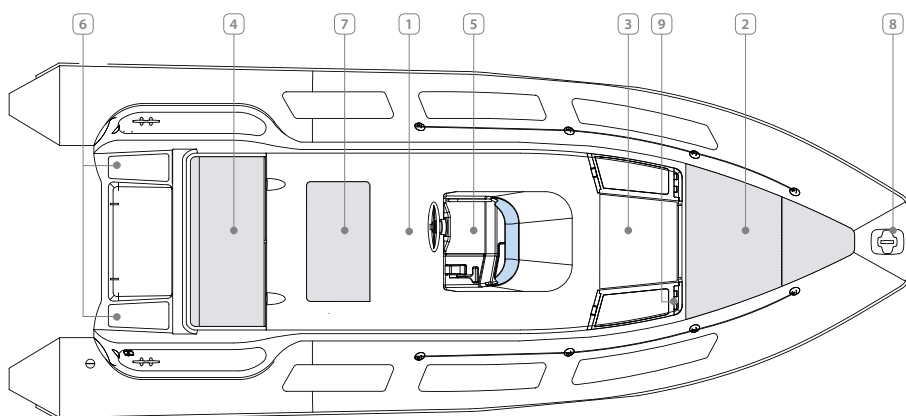
ENJOY BOATING WITH FAMILY AND FRIENDS

The 690 Comfort spares no effort to ensure your comfort onboard and can challenge the open sea with long-range cruising capacity.

One of the many high points of this model is the high level of finish and standard accessories offered. An extensive list of options is also available to maximize its comfort level: real teak floor, bow extension sundeck with kitchen table, stainless steel roll bar, bimini or ski mast, to name just a few.

This level of standard equipment and options ensures trouble free use and maximizes pleasure on the water for your family and friends....

Live your passion to the full!



- ① Optimized deck to ensure easy onboard movement around the console
- ② Spacious and comfortable bow sundeck with cushions & large bow locker
- ③ Double bow fiberglass bench with cushions + bow table & sundeck extension easy to set up (Optional)
- ④ Stern bench locker with backrest convertible in sundeck
- ⑤ Deluxe console with hydraulic steering wheel, stainless steel handrail and windscreen
- ⑥ Easy and safe access in and out of the water via the bathing platform and ladder
- ⑦ Stainless steel leaning post with storage space
- ⑧ Bow cleat - Fiberglass bow roller (optional)
- ⑨ Automatic bilge pump for your safety at all times



- A. Fully instrumented console with hydraulic steering wheel
- B. Leaning post with storage
- C. Bathing platform with ladder

MAIN CHARACTERISTICS

690

CE Category	B
Length overall (M)	6.75
Beam overall (M)	2.73
Max. capacity persons	14
Max. engine (HP)	200
Total boat weight (excl engines) (Kg)	950
Fuel tank (L)	200

690 COMFORT



630/580 COMFORT

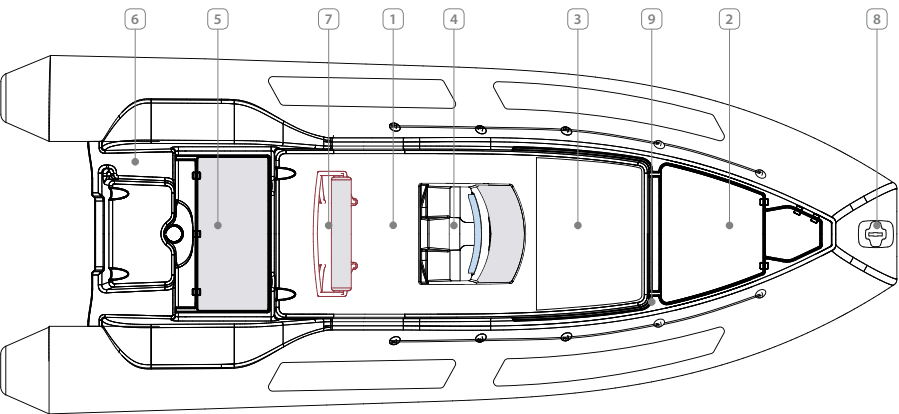
MAXIMUM DELIGHT

These versatile day cruising RIBs have been designed with the whole family in mind; they are the ideal boats for a weekend touring inland waters, ocean coast navigation, sunbathing and swimming.

The 580 and 630 Comfort will impress you with their overall performance on the water; these models appeal to people looking for a stable, quick planning and fast Rib boat.

You will also enjoy the great comfort offering: plenty of storage spaces in the bow, stern and anchor lockers, deluxe console with front seating and hydraulic steering, bathing platform...

Its powering will allow you to enjoy skiing in total safety.



- ① Optimized deck to ensure easy onboard movement
- ② Spacious and comfortable bow sundeck with cushions & large bow locker
- ③ Sundeck extension with cushion (Optional)
- ④ Console with hydraulic steering wheel equipped with a front seat with cushion, stainless steel handrail and windscreen
- ⑤ Stern bench locker with backrest convertible in sundeck
- ⑥ Easy and safe access in and out of the water with the bathing platform
- ⑦ Stainless steel leaning post (only on 630 model)
- ⑧ Bow cleat - Fiberglass bow roller (optional)
- ⑨ Automatic bilge pump for your safety at all times



A. Fiberglass bow roller
B. Bow sundeck with extension and cushions
C. Automatic bilge pump

MAIN CHARACTERISTICS	630	580
CE Category	C	C
Length overall (M)	6.25	5.84
Beam overall (M)	2.5	2.5
Max. capacity persons	12	12
Max. engine (HP)	150	125
Total boat weight (excl engines) (Kg)	740	620
Fuel tank (L)	140	115

S80 COMFORT

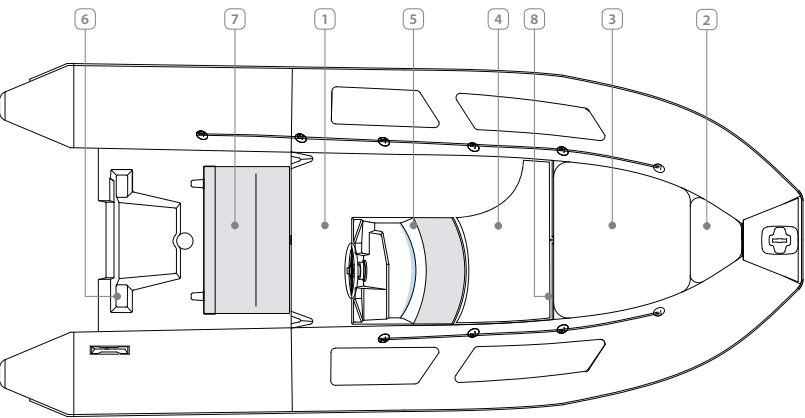


550/500 COMFORT

PERFECT BOAT FOR RECREATIONAL ACTIVITIES

This very attractive series is the perfect boat for any recreational activities. The 500 and 550 Comfort are loaded with accessories and features.

They not only retain the traditional values of the RIB, such as ease of transport and seaworthiness, but they also offer a generous beam with extensive storage space and a high level of comfort.



- ① Optimized deck to ensure easy onboard movement; deep deck for child safety
- ② Large storage area at the bow
- ③ Cushion for bow sundeck (optional)
- ④ Sundeck extension with cushion (optional)
- ⑤ Nice console with hydraulic steering wheel, stainless steel handrail, windscreen and front seat
- ⑥ Easy access at the bow with bathing ladder and handle to easily get back on board
- ⑦ Stern bench locker with backrest convertible in sundeck
- ⑧ Automatic bilge pump for your safety at all times



A. Deluxe console with front seat
B. Comfortable sundeck with cushions
C. Large bow storage

MAIN CHARACTERISTICS	550	500
CE Category	C	C
Length overall (M)	5.33	5.01
Beam overall (M)	2.34	2.32
Max. capacity persons	9	8
Max. engine (HP)	120	90
Total boat weight (excl engines) (Kg)	485	390
Fuel tank (L)	70	38

500 COMFORT

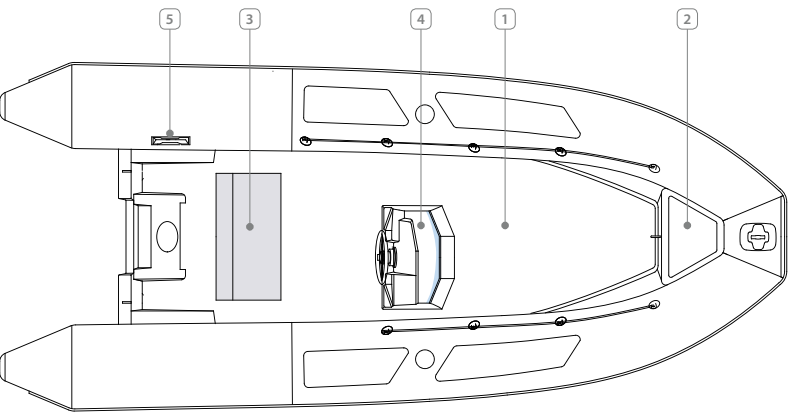


550/500 SPORT

PERFECT TO EXPLORE - SIMPLE AND FUN

Easy to use, compact and easy to store once the season is over, the 500 and 550 Sport models are the perfect choice for people looking simply for performance and enjoying a ride on the sea.

Equipped with a nice console, a bench locker and the largest overall beam of the market, they have been specifically designed to meet customers' expectations relative to functionality, performance and excellent seaworthiness at a very competitive price!



- 1 Largest and basic deck plan to ensure easy onboard movement; deep deck for child safety
- 2 Nice storage area at the bow for your safety equipments
- 3 Stern bench locker with easy access to fuel tank
- 4 Nice console with mechanical steering with stainless steel handrail and windscreen
- 5 Easy access at the bow with handle to easily get back on board



A. Console with bench locker
B. Very simple and large deck with bow locker
C. Console with mechanical steering system

MAIN CHARACTERISTICS	550	500
CE Category	C	C
Length overall (M)	5.36	5
Beam overall (M)	2.34	2,32
Max. capacity persons	9	8
Max. engine (HP)	120	60
Total boat weight (excl engines) (Kg)	410	330
Fuel tank (L)	55	38

SSO SPORT



DYNAMIC

***DYNAMIC TENDER:** light and easy to transport, the perfect tender*
***DYNAMIC OPEN:** have fun near the shore*


The Dynamics are ideal boats for first-time buyers and perfect tenders for larger yachts.

These models reflect the Rigid Inflatable Boat concept: stability, load capacity, light and excellent seaworthiness.

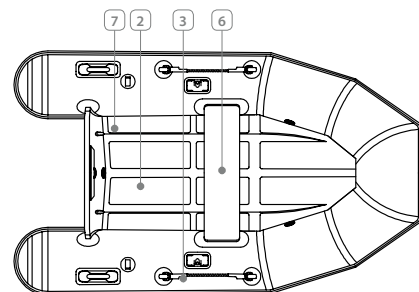
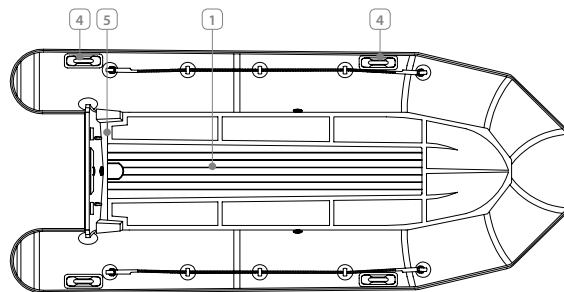
The open version is equipped with a non-slip synthetic teak deck.

The deck version is available with a non-slip fiberglass deck.

Their lightweight, davit lifting points and attractive non-slip deck enable easy transport, launching and handling. These attributes also give the boat excellent performance figures even with low horsepower engines.



A. Non-slip synthetic teak deck
 B. Automatic drainage system



- ① Non-slip synthetic teak deck on open version
- ② Non-slip fiberglass deck on deck version
- ③ Aluminum oars on tender models
- ④ Lifting handles at the bow and stern
- ⑤ Automatic drainage system
- ⑥ Fiberglass seat on tender models
- ⑦ Fuel tank tie down strap on tender models (optional)

MAIN CHARACTERISTICS	Tender	300	270	240
CE Category	C	D	-	-
Length overall (M)	3	2.7	2.4	-
Beam overall (M)	1.64	1.4	1.4	-
Max. capacity persons	4	4	43	-
Max. engine (HP)	7.28	4.41	4.41	-
Total boat weight (excl engines) (Kg)	56	45	41	-
Fuel tank (L)	-	-	-	-

MAIN CHARACTERISTICS	Open	380	340	300
CE Category	C	C	C	C
Length overall (M)	3.8	3.4	3	-
Beam overall (M)	1.64	1.64	1.64	-
Max. capacity persons	5	4	4	-
Max. engine (HP)	14.7	4.7	7.28	-
Total boat weight (excl engines) (Kg)	77	74	59	-
Fuel tank (L)	-	-	-	-

DYNAMIC



ADVANTAGES OF CHOOSING A RIGID INFLATABLE BOAT? WHY THE VALIANT BRAND?

FUNCTIONALITY: The deck plans are optimized to increase the internal space and the storage capacity; on board movement is very easy. Also, a grand advantage of a RIB versus a fiberglass boat having the same dimension, is that it can carry a larger number of people. A 5.5m semi-rigid can take 8-9 people compared with only 5 or 6 in a fiberglass boat.

COMFORT: The sundecks are also very spacious, easy to set up and feel comfortable and secure. A large variety of standard and optional equipment, make the ribs very comfortable: sunbathing, eating, swimming or surfing, it couldn't be easier!

STABILITY: With better hull structural quality and the stabilizing inflatable tubes, the Valiant ribs feel very comfortable on the sea. When stationary, the semi-rigid craft rolls less and passengers feel safer.

SAFETY: The PVC tube is made out of one external chamber and a series of four individual internal chambers; in the event of a leakage or tear, the tube will retain its form and secure buoyancy. All models above 5m offer self-bailing characteristics.

EASE OF TRANSPORT: The lightweight, new design of the Valiant ribs make them easy to transport and use on land, at anchor and at sea.

PERFORMANCE & ECOLOGY: The dimensions and light weight of each Valiant model have been optimized to give an excellent weight to power ratio; this also means that you can use a less powerful engine than a fiberglass boat for the same performance; they are extremely fuel-efficient, easily maintained and therefore more ecological and economical.

VALIANT TECHNOLOGY

Valiant crafts are manufactured with a highly industrialized process guaranteeing greater reliability with a constant and uniform quality.

Valiant uses the Thermowelding process which combines fusion with calendaring at high pressure to assemble the different parts of the tubes.

The double internal/external tapes system welds stronger than the material itself.

The Haku PVC material used has been specifically developed for Valiant inflatable craft (1100 Decitex fabric) specially by Mehler Haku group from Germany.

Thermowelding®



VALIANT WARRANTY

Our mission is to produce high-quality, cost-efficient boats using superior people, quality, materials and state of the art manufacturing equipment and facilities. Valiant craft used solely for recreational purposes, are guaranteed for two years from the date of purchase against any defects in fabric or workmanship of the craft or its components and five years against welding failures.

THE VERY BEST IN ENGINE POWER AND NAVIGATION

Choose amongst our vast range of robust and powerful Mercury or Mariner outboard engines, the most appreciated of all times. You'll have the very best and latest engine power to take your boat out to enjoy the delights of the water. Moreover, you will benefit from a national and international network of dealers.

On top of this, a five-year warranty program is applicable for all eligible Mercury and Mariner outboard engines*. The program will be offered to owners of new Mercury and Mariner outboard engines**. The warranty applies to Mercury and Mariner Verado®, OptiMax® and FourStroke engines purchased in Europe, the Middle East, Africa and the CIS region.

The five years of comprehensive factory-backed coverage includes labor for failures caused by defects in material or workmanship.

What's more, the new warranty is transferable if the engine is sold within the five-year period. The warranty applies to recreational use only.

Warranties on high performance engines and engines used for racing or commercial purposes remain unchanged.

*Conditions and exclusions apply. Promotion excludes Mercury Racing and Mercury Performance Products.

**Provided that all extended warranty conditions are met.



OUTBOARDS



∞ Mercury: Being the “#1 On The Water™” means leading the way in every aspect. From products to service to customer satisfaction, Mercury outperforms the competition at every turn. With Verado® for example, Mercury offers an exclusive engine concept that delivers the best 2 stroke performance in a 4 stroke package, with convenience-enhancing features that make every boat ride a unique experience; If your passion is watersports then Mercury OptiMax® is your power of choice. Mercury OptiMax® delivers 2 stroke performance with 4 stroke-like exhaust emission and fuel consumption. Mercury is also the leader in 4 stroke technology with the most modern range of 4 stroke outboards in the industry.

∞ Mariner: At Mariner we never forget the reasons why people choose boating as a hobby. No other sport offers you more possibilities to have fun than boating. Since you buy a boat for the fun of it, it's important to specify an outboard engine that will help you get the most pleasure from your preferred boating experience. Mariner outboards will ensure you have complete confidence and peace of mind to relax and enjoy. Mariner outboards are available in a full range of 2 stroke, 4 stroke and supercharged configurations.

4 STROKE

Intake, compression, power, exhaust. Those are the stages of four-cycle combustion. Because every combustion series consists of four discreet stages, 4 stroke engines tend to be quieter, smoother and more fuel efficient than traditional 2 strokes, whilst producing lower emissions.

VERADO® SUPERCHARGED

Before Verado®, conventional 4 stroke outboards were reliable, but disappointing on performance. The revolutionary Verado® 4 stroke changed that by combining unmatched acceleration and responsiveness, unbeatable torque, precise control and ultra quiet operation, with industry-leading reliability.

OPTIMAX®

A Direct Injected engine that combines the heart, soul, speed and power of a traditional 2 stroke, but with the advantages of a 4 stroke.

Its unique two-stage injection system creates a remarkably complete combustion – which means boaters can have a great time on the water while feeling good about conserving fuel and producing fewer emissions.



	VALIANT SPORT, COMFORT AND DYNAMIC LIST OF STANDARD AND OPTIONAL EQUIPEMENT	COMFORT						SPORT		DYNAMIC					
		500	550	580	630	690	760	500	550	TENDER			OPEN		
										240	270	300	300	340	380
TECHNICAL DATA	CE Category	C	C	C	C	B	B	C	C		D	C	C	B	B
	Length Overall (M)	5.01	5.33	5.84	6.25	6.75	7.6	5	5.36	2.4	2.7	3	3	3.4	3.8
	Beam Overall (M)	2.32	2.34	2.5	2.5	2.73	3	2.32	2.34	1.4	1.4	1.64	1.64	1.64	1.64
	Length Inside (M)	3.8	4.1	4.6	5	5.6	6.4	3.8	4.1	1.5	1.7	1.9	1.9	2.3	2.55
	Beam Inside (M)	1.2	1.2	1.4	1.4	1.5	1.6	1.15	1.2	0.64	0.64	0.8	0.8	0.8	0.8
	Tube Diameter (cm)	40-60	40-55	36-60	36-60	40-60	42-64	40-60	40-60	38	38	42	42	42	42
	Number of air chambers	5	5	5	5	5	5	5	5	2	2	2	2	3	3
	Max capacity persons	8	9	12	12	14	24	8	9	3	4	4	4	4	5
	Max Engine (HP)	90	120	125	150	200	300	60	120	6	6	9.9	9.9	20	20
	Engine Shaft Type	L	L	L	L	XL	XL	L	L	S	S	S	S	S	S
	Total Boat Weight (excl engines) (Kg)	390	485	620	740	950	1280	330	410	41	45	56	59	74	77
	Fuel Tank Capacity (L)	38	70	115	140	200	270	38	55						
CONSOLE	Standard Console							■	■						
	Standard Console with front seat	■	■												
	Console Luxe with front seat and hydraulic steering wheel			■	■										
	Console Deluxe with hydraulic (Verado*) steering wheel					■	■								
SEATING	Bench locker with backseat							■	■						
	Bench locker with backseat convertible in sundeck	■	■	■	■	■	■								
	Stainless steel Leaning Post				■										
	Stainless steel Leaning Post with storage					■									
	Fiberglass leaning post with storage and folding table						■								
	Bow sundeck cushion	□	□	□	□	■	■								
	Bow extension sundeck with cushion	□	□	□	□										
	Double bow fiberglass bench with cushions + Bow table/sundeck extension with support and cushion					□	□								
SAFETY	Automatic bilge pump	■	■	■	■	■	■								
	Bow cleat	■	■	■	■	■	■	■	■						
	Bathing ladder	■	■					□	□						
	Bathing platform with ladder (Left/right)			■*	■*	■	■								
	Fuel Tank tie down strap									□	□	□			
	Lifting eyes (bow & stern)	■	■	■	■	■	■	■	■						
	Stainless steel handrail	■	■	■	■	■	■	■	■						
	Windscreen	■	■	■	■	■	■	■	■						

■ Standard

□ Options

* only left

VALIANT SPORT, COMFORT AND DYNAMIC LIST OF STANDARD AND OPTIONAL EQUIPEMENT		COMFORT						SPORT		DYNAMIC					
										TENDER			OPEN		
		500	550	580	630	690	760	500	550	240	270	300	300	340	380
SAFETY	360° White Light	<input type="checkbox"/>	<input type="checkbox"/>	<input type="checkbox"/>	<input type="checkbox"/>	<input type="checkbox"/>	<input type="checkbox"/>	<input type="checkbox"/>	<input type="checkbox"/>						
	Fiberglass Bow Roller			<input type="checkbox"/>	<input type="checkbox"/>	<input type="checkbox"/>	<input type="checkbox"/>								
	Electric windlass with anchor					<input type="checkbox"/>	<input type="checkbox"/>								
COMFORT	Bimini	<input type="checkbox"/>	<input type="checkbox"/>	<input type="checkbox"/>	<input type="checkbox"/>	<input type="checkbox"/>	<input type="checkbox"/>	<input type="checkbox"/>	<input type="checkbox"/>						
	Bimini for Roll Bar (only with stainless steel Roll Bar)			<input type="checkbox"/>	<input type="checkbox"/>	<input type="checkbox"/>	<input type="checkbox"/>								
	Stainless Steel T-Top			<input type="checkbox"/>	<input type="checkbox"/>	<input type="checkbox"/>	<input type="checkbox"/>								
	Stainless Steel Roll Bar	<input type="checkbox"/>	<input type="checkbox"/>	<input type="checkbox"/>	<input type="checkbox"/>	<input type="checkbox"/>	<input type="checkbox"/>								
	Console cover	<input type="checkbox"/>	<input type="checkbox"/>	<input type="checkbox"/>	<input type="checkbox"/>	<input type="checkbox"/>	<input type="checkbox"/>	<input type="checkbox"/>	<input type="checkbox"/>						
	Mooring cover	<input type="checkbox"/>	<input type="checkbox"/>	<input type="checkbox"/>	<input type="checkbox"/>	<input type="checkbox"/>	<input type="checkbox"/>	<input type="checkbox"/>	<input type="checkbox"/>	<input type="checkbox"/>	<input type="checkbox"/>	<input type="checkbox"/>	<input type="checkbox"/>	<input type="checkbox"/>	<input type="checkbox"/>
	Deck shower	<input type="checkbox"/>	<input type="checkbox"/>	<input type="checkbox"/>	<input type="checkbox"/>	<input type="checkbox"/>	<input type="checkbox"/>								
	Real teak			<input type="checkbox"/>	<input type="checkbox"/>	<input type="checkbox"/>	<input type="checkbox"/>								
	Stainless steel ski mast		<input type="checkbox"/>	<input type="checkbox"/>	<input type="checkbox"/>	<input type="checkbox"/>	<input type="checkbox"/>								
	Sink						<input type="checkbox"/>								
	Fridge						<input type="checkbox"/>								
	Cooker						<input type="checkbox"/>								
TECHNICAL	Chart Plotter - 5" - Model Standard Horizon CP-180I	<input type="checkbox"/>	<input type="checkbox"/>	<input type="checkbox"/>	<input type="checkbox"/>	<input type="checkbox"/>	<input type="checkbox"/>								
	Chart Plotter & Integrated Fish Finder - 5" - Model Standard Horizon CPF-180I	<input type="checkbox"/>	<input type="checkbox"/>	<input type="checkbox"/>	<input type="checkbox"/>	<input type="checkbox"/>	<input type="checkbox"/>								
	Chart Plotter - 7" - Model Standard Horizon CP-300I	<input type="checkbox"/>	<input type="checkbox"/>	<input type="checkbox"/>	<input type="checkbox"/>	<input type="checkbox"/>	<input type="checkbox"/>								
	Chart Plotter & Integrated Fish Finder - 7" - Model Standard Horizon CPF-300I	<input type="checkbox"/>	<input type="checkbox"/>	<input type="checkbox"/>	<input type="checkbox"/>	<input type="checkbox"/>	<input type="checkbox"/>								
	Chart Plotter - 12" - Model Standard Horizon CP-500					<input type="checkbox"/>	<input type="checkbox"/>								
	Chart Plotter & Integrated Fish Finder - 12" - Model Standard Horizon CP-500 + FF525 (Black Epoxy)					<input type="checkbox"/>	<input type="checkbox"/>								
	Black Compass F-50	<input type="checkbox"/>	<input type="checkbox"/>	<input type="checkbox"/>	<input type="checkbox"/>			<input type="checkbox"/>	<input type="checkbox"/>						
	Black Compass F-83					<input type="checkbox"/>	<input type="checkbox"/>								
	VHF Radio DSC GX 1100 model (Standard Horizon)	<input type="checkbox"/>	<input type="checkbox"/>	<input type="checkbox"/>	<input type="checkbox"/>	<input type="checkbox"/>	<input type="checkbox"/>	<input type="checkbox"/>	<input type="checkbox"/>						
	Radio (Screen / USB & I Phone lock / Speakers) Modele FUSION MS RA200 = DOCK I-POD RA 200 + SPEAKER 4»	<input type="checkbox"/>	<input type="checkbox"/>	<input type="checkbox"/>	<input type="checkbox"/>	<input type="checkbox"/>	<input type="checkbox"/>								

■ Standard

□ Options

Get more out of Valiant

Find detailed boat specifications and features at www.valiant-boats.com - the ultimate source for Valiant boats.

www.valiant-boats.com



VALIANT

Remember - Life vests float. You don't. Always use your engine's safety stop lanyard.

© 2012 Brunswick Marine in EMEA. All Rights Reserved. GB - Printed in Belgium. Part #: 90-8M0065628

Brunswick Marine in EMEA continuously explores means to improve the products it designs, manufactures and distributes. Every effort is made to produce sales and service literature which is current. Changes to specifications of engines, boats and accessories are ongoing. This brochure should not be regarded as a precise guide to the latest specifications. This brochure is also not an offer for sales of any particular engine, boat or accessory. Distributors and dealers are not agents of Brunswick Marine in EMEA or one of its affiliates and they have no authority to bind Brunswick Marine in EMEA by any express undertaking or representation, including but not limited to representations of product, sales, applications or service nature. Not all products are available in all countries and some are available only in limited quantities. Some products shown in this catalogue are equipped with optional accessories. Please see your local dealer. Visit www.brunswick-marine.com



The quality system of
Brunswick Marine in EMEA
is ISO 9001:2000 certified

 **BRUNSWICK**
GENUINE INGENUITY