



# ACTIV

**QUICKSILVER®**





Life is now





Welcome to the Activ range from Quicksilver.  
A redefined range of boats for families, friends and couples that gives you the freedom of the water, the freedom of fun and the freedom to be spontaneous. Boats that let you actively seek out life rather than let it just happen. To enjoy it to the full, carefree and worry-free. Boats with flowing, dynamic lines that inspire you to get out there. Because life is more fun when you remove the obstacles. It's for living. It's for remembering. It's a journey. Life is not tomorrow. Life is now.

Time to get Activ.

**QUICKSILVER®**









## Free thinking.

The moment you look at the Activ you know that it's designed for pure fun.

Right from the Activ 555 Open, the great all-rounder, to the 640 Cabin, the perfect boat for days with family and friends.

And now Activ is taking off in an exciting new direction with the striking all-new lines of the Activ 675 Sundeck and 675 Open and the 535 Open.

Fluid yet solid forms with soft lines and sharp, cut-through shapes creating a dynamic, sporty tension that says it's playtime. Purposeful designs still true to the essence and character of the original sketches; that spontaneous spark of inspiration. Creativity founded on experience, considered development and insight gained through solid research into the needs and desires of boat users resulting in a range of boats that offers you true freedom with the reassurance of structural and engineering integrity. Everything underpinned by safety, comfort and versatility. So you can fish, water ski, or just soak up the sun with complete peace of mind. And with ease.

This is Activ. Built on understanding. Shaped by you. Created for escape.

"I'm lucky that I've always been brought up around water and water sports. I've taught everything from windsurfing to sailing to water skiing...and every summer my family boats in the Med in a sports boat. This personal experience added to my experience in boat design has helped myself and the team create the perfect range of boats for fun on water."

Carsten Astheimer,  
Quicksilver Design Director







The Activ range has always perfectly blended fun and style with practicality and safety.

The evolving direction of the Activ range now builds on this strength with collaborations between highly experienced designers, engineers and naval architects from the Brunswick Group, a leading force in the boating world. A strong partnership that has led to a new line-up of fun boats with true integrity and depth: the all-new 675 Sundeck, 675 Open and 535 Open.

A world of style and innovative use of space is made possible by the best in class length to beam ratio which also increases stability, with this confidence further heightened by the deep V hull design creating a form that cuts through water efficiently and comfortably. A direct result of one of the most experienced naval architects in the industry being part of the Quicksilver team behind Activ.

So as you can see, we take fun very seriously. Welcome to style and substance.







## ACTIV 675 SUNDECK

### Chase the sun

This is a boat created for really enjoying fun on the water. From the generous sundeck for stretching out in comfort and soaking up the rays. Through to the striking appearance of the Sport edition with its black and white hull design and electric blue accent line emphasising its elegant but lean form, cockpit table, radio and cockpit shower – all as part of the package. Get out there and play.







## Safety

Although the focus is on fun and relaxing, close attention has been paid to your peace of mind. Structural integrity, robust handrails carefully placed by all seating areas, high-level free boards and easy walk-around mean that the whole experience is created with safety in mind.

## Comfort

The sundeck is the best in its class at 2m long. Deep seats and comfortable cushions with high performance vinyl with a tactile, natural feel bring extra comfort. While below deck there are even berths for two people to really unwind.

## Versatility

The spontaneous and sporty feel of the Activ 675 Sundeck is firmly backed up by plenty of practicality to make life easy. Access to the boat is quick, simple and safe with the hinged rear port seat that rotates forward. When you want to get into the water twin rear bathing platforms make making a splash equally easy. And with a removable ski pole as standard even having fun on the water is quick.

## Storage

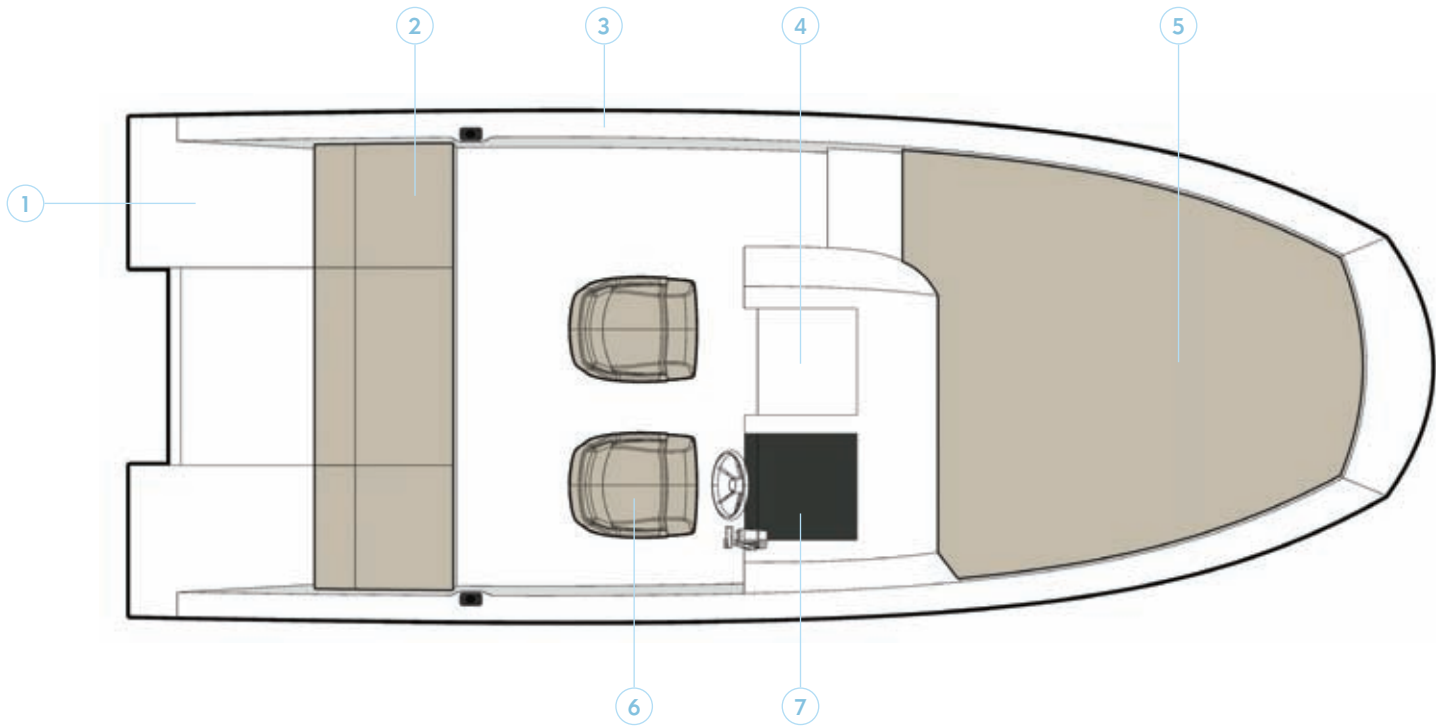
A well placed anchor locker, ample dry storage below deck for everything from towels and clothes to more bulky items like skis and fishing rods, a rear seat that lifts up to provide a perfect place for items such as lifejackets and flippers. Everything thought through. Everything in its place.

## Sport Edition

Black and white hull design with electric blue accent line  
Cockpit table  
Radio  
Cockpit shower



# ACTIV 675 SUNDECK



- 1. Easy access in and out of the water thanks to a large swimming platform, well located hand rails and a robust ladder
- 2. Comfortable seating with storage
- 3. High freeboard for childrens' safety
- 4. Cabin with double berth
- 5. Largest sun deck in its category
- 6. Pilot and co-pilot seats with flip bolster and swivel to ensure driving comfort
- 7. Room to add GPS and electronics

## General Specifications

Length Overall (M)	6.5
Length of Hull (M)	6.26
Beam Maximum (M)	2.55
Height - Without Canvas (M)	2.07
Bridge Clearance (M)	1.69
Dry Weight (Kg)	1200
Draft Hull with Max Engine (M)	0.43
Fuel Capacity (L)	135
CE Design Category	C
Maximum Number of People	8
Maximum Power (HP)	200
Maximum Power (KW)	147
Maximum Engine Weight (Kg)	239
Water Capacity - Optional (L)	50
OB Shaft Length	XL

As a company committed to continuous product improvement specifications are subject to change.







## ACTIV 675 OPEN

### Freedom to play

Open up to a world of escape and fun. With clever use of space and a well thought out layout plus on-board comfort surrounding you, this is a boat that switches from water sports to cruising to relaxing with ease so that you can truly enjoy all the freedom of being on the water. And you can do it with even more style on board with the striking Sport edition.



#### SPORT UPGRADE PACKAGE







## Safety

The wide and open design of the bow adds to the excellent walk-around space on the boat making getting around safe and easy. High-level free boards, firm handrails and the inherent structural integrity of the design add to your feeling of confidence.

## Comfort

The generous and comfortable seating up front quickly folds over to connect with the seating in front of the cockpit to create a sun pad for a little sun worship. Deep seats and well-padded cushions at the stern complete the picture. And high performance vinyl with a tactile, natural feel adds style and comfort.

## Versatility

Access to the boat is quick, simple and safe with the hinged rear port seat that rotates forward. While getting into the water is equally easy with twin rear bathing platforms. Or if you want an exhilarating blast on the water there's a removable ski pole as standard. While the open design of the bow is perfect for a spot of fishing. So whatever you want to do, it's simple.

## Storage

There's a place for everything on board. From a well placed anchor locker to ample dry storage below deck and a rear seat that lifts up to provide a perfect place for essential items like lifejackets and storage beneath the front seat for fenders and ropes. Right through to the helm with holders for everything from drinks to sunglasses, phones and sun cream.

## Sport Edition

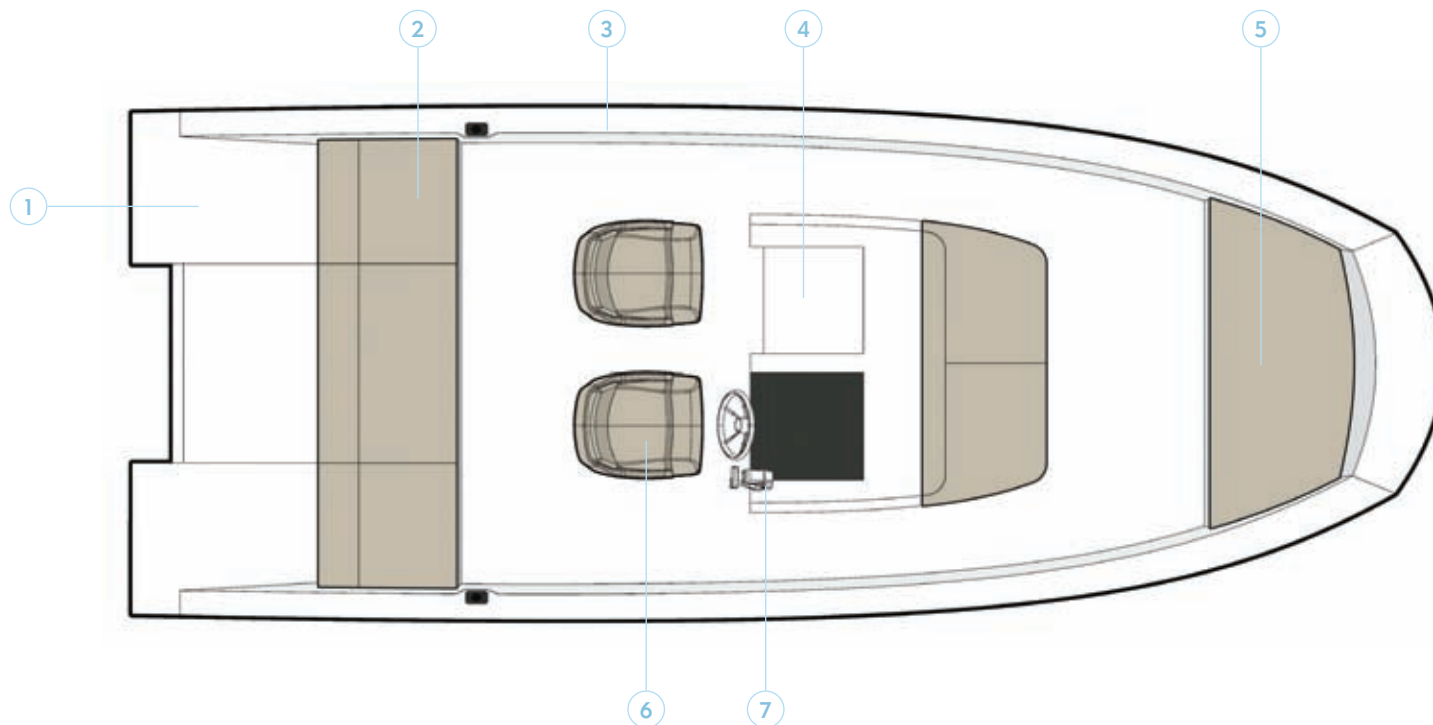
Black and white hull design with electric blue accent line

Cockpit table

Radio

Cockpit shower

# ACTIV 675 OPEN



1. Easy access in and out of the water thanks to a large swimming platform, well located hand rails and a robust ladder
2. Comfortable seating with storage
3. High freeboard for childrens' safety
4. Central console to ease circulation on board
5. Easy convertible seating area to sun pad
6. Pilot and co-pilot seats with flip bolster and swivel to ensure driving comfort
7. Room to add GPS and electronics

## General Specifications

Length Overall (M)	6.5
Length of Hull (M)	6.26
Beam Maximum (M)	2.55
Height - Without Canvas (M)	2.07
Bridge Clearance (M)	1.7
Dry Weight (Kg)	1050
Draft Hull with Max Engine (M)	0.42
Fuel Capacity (L)	135
CE Design Category	C
Maximum Number of People	8
Maximum Power (HP)	200
Maximum Power (KW)	147
Maximum Engine Weight (Kg)	239
Water Capacity - Optional (L)	50
OB Shaft Length	XL

As a company committed to continuous product improvement specifications are subject to change.







A true all-rounder perfect for a whole range of activities on water. And because it neatly combines power and excitement with economy and safety you can really relax when you're having fun. Add to that the fact that the Activ 555 is easy to trailer and just as easy to store when you're not using it, it's perfectly practical.

### Safety

The robust design of the Activ 555 instantly puts you at ease. Hydraulic steering is standard for smooth, fast yet safe driving. And navigation lights ensure clear signalling plus there's a bilge pump as standard for removing bilge water safely and efficiently.

### Comfort

A large, generous sun pad instantly tells you that this is a boat for sunshine and relaxing. Add to this ample deck space, co-pilot seat and cushions, and a comfortable cabin with chemical WC and you're all set for making the most of the sun.

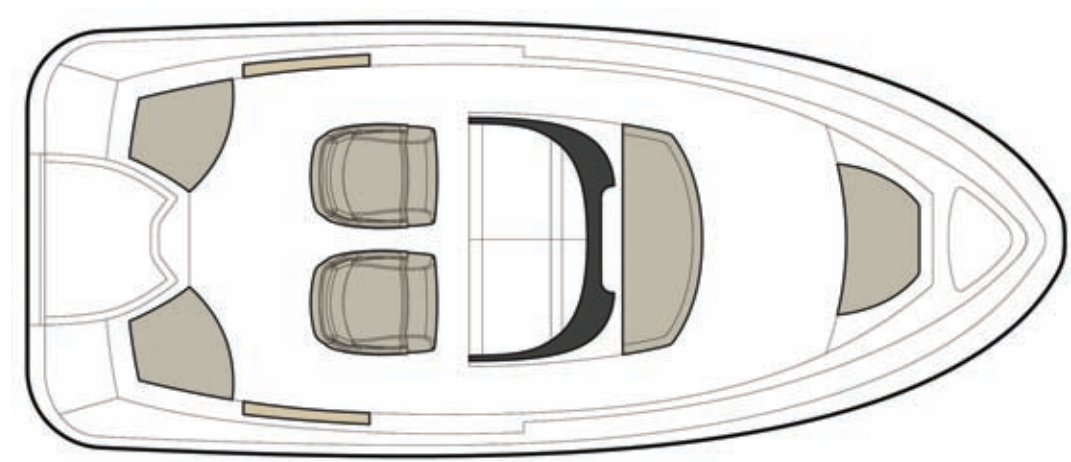
### Versatility

With room for up to six people this is a sociable and versatile boat. A ski pole as standard means you're always ready to get out there and have fun while the robust swim ladder makes getting in and out of the water quick and easy. And the handy picnic table will see you through the day, from a relaxed breakfast through to enjoying the day's catch in the evening watching the sun go down.

### Storage

Built for fun and escape, the Activ 555 never forgets about practicality. There's plenty of storage, fishing rod holders and a conveniently situated anchor locker. And when it comes to raising and lowering the anchor, there's a bow roller to help you do it quickly and simply without scratching the hull or topside.

# ACTIV 555 OPEN



General Specifications	
Length Overall (M)	5.52
Length of Hull (M)	5.35
Beam Maximum (M)	2.29
Height - Without Canvas (M)	2.06
Bridge Clearance (M)	1.68
Dry Weight (Kg)	726
Draft Hull with Max Engine (M)	0.38
Fuel Capacity (L)	90
CE Design Category	C
Maximum Number of People	6
Maximum Power (HP)	135
Maximum Power (kW)	99.3
Maximum Engine Weight (Kg)	195
Recommended HP	100
Recommended KW	73.6
OB Shaft Length	L

As a company committed to continuous product improvement specifications are subject to change.







# ACTIV 555 WA

From a fishing expedition to a water skiing trip to just simply getting away and finding some space, the Activ 555 WA has everything you need to set off from harbour completely relaxed. To help make life on board as easy as possible there's loads of storage room, a spacious deck giving safe and easy access to all areas and a bright cabin complete with a V-berth for two. Walk around it and discover more.

## Safety

The Activ 555 WA lives up to its name of Walkaround with generous deck space to navigate your way around and sturdy grab rails to put you even more at ease. Smooth, fast and safe driving is delivered courtesy of the hydraulic steering while navigation lights ensure clear signalling. There's also a bilge pump as standard for removing bilge water safely and efficiently.

## Comfort

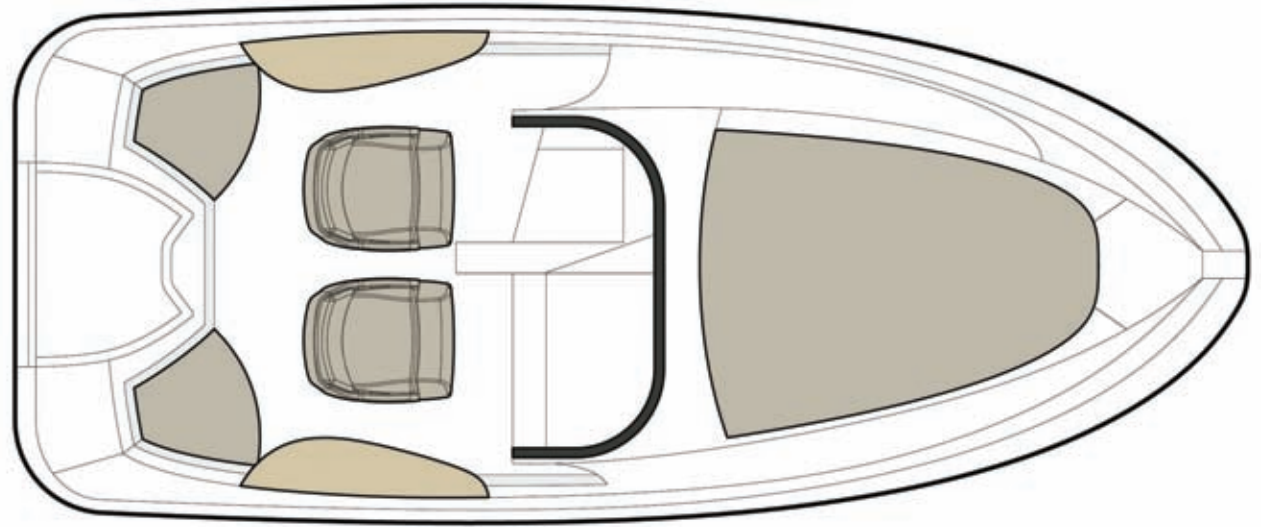
Powerful and secure, the Activ 555 WA is perfect for days of active fun on the water. But when you want to unwind there's plenty of onboard comfort. From the bench seat, stylish cockpit with cushions and co-pilot seat and large sun pad for stretching out and soaking up the rays. Right through to a bright cabin with a V-berth for two people, mirror and chemical WC for real comfort and convenience.

## Versatility

The Activ 555 WA is a great boat for a choice of water activities and sports with a ski pole as standard, rod holders and robust swim ladder to help out with an invigorating dip in the water. There's also a handy picnic table perfect for a casual snack or a more sociable occasion dining and talking into the night while the opening deck hatch provides easy access when it's time to climb below deck.

## Storage

There's ample storage all around, including lockers, a side storage compartment and a conveniently situated anchor locker. And when it comes to raising and lowering the anchor, there's a bow roller to help you do it quickly and simply without scratching the hull or topside.



### General Specifications

Length Overall (M)	5.52
Length of Hull (M)	5.35
Beam Maximum (M)	2.29
Height - Without Canvas (M)	2.06
Bridge Clearance (M)	1.67
Dry Weight (Kg)	760
Draft Hull with Max Engine (M)	0.39
Fuel Capacity (L)	90
CE Design Category	C
Maximum Number of People	5
Maximum Power (HP)	135
Maximum Power (kW)	99.3
Maximum Engine Weight (Kg)	195
Recommended HP	100
Recommended KW	73.6
OB Shaft Length	L

As a company committed to continuous product improvement specifications are subject to change.





On the Activ 535 Open you can enjoy all the fun and freedom of being on the water with complete ease knowing that this is a versatile, solidly designed boat with plenty of walk-around space and safety features making it perfect when children are on board. From relaxing in the sun to catching fish, everything's simple.

## Safety

The excellent walk-around space on the boat is added to by the wide and open design of the bow. And with firm handrails reassuringly next to all seating areas, as well as high-level free boards, you can relax even more.

## Comfort

The design of the bow means that there's plenty of space up front with the bonus of generously deep and wide seating up front. The seats at the stern are equally comfortable with well-padded cushions. All complemented by high performance vinyl that adds style and a tactile, natural feel.

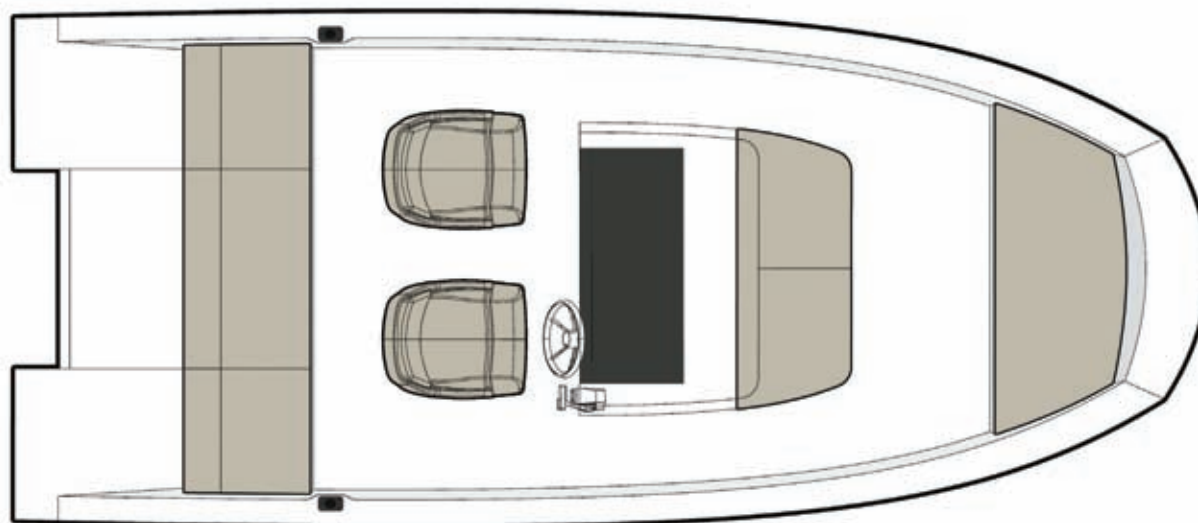
## Versatility

The low step-over height of the seats at the stern makes access to the boat safe and easy. But if you want to jump into the water for a swim there are twin rear bathing platforms to help you on your way. And with a fixed ski hook or an optional ski pole, you're ready for a burst of water sports. In fact, whatever you want to do this really versatile all rounder makes it effortless.

## Storage

From the convenience of holders on the helm for smaller items like drinks and sunglasses through to storage below deck for larger items like fishing rods and skis through to storage beneath the front and rear seating for items such as ropes and life jackets, everything fits away perfectly.

# ACTIV 535 OPEN



### General Specifications

Length Overall (M)	5.3
Length of Hull (M)	5.08
Beam Maximum (M)	2.24
Height - Without Canvas (M)	1.88
Bridge Clearance (M)	1.53
Dry Weight (Kg)	680
Draft Hull with Max Engine (M)	0.37
Fuel Capacity (L)	50
CE Design Category	C
Maximum Number of People	6
Maximum Power (HP)	100
Maximum Power (KW)	73.6
Maximum Engine Weight (Kg)	181
OB Shaft Length	L

As a company committed to continuous product improvement specifications are subject to change.







## ACTIV 640 CABIN

### Perfect days

This is the ideal boat for a perfect day on the water with family and friends. Getting into the water for a host of fun is made a whole lot easier by the large swimming platform providing easy access for diving, snorkelling or water skiing. Or if you're feeling less energetic, the innovative aft bench seat easily converts into a generous and comfortable sun lounge area for a relaxing afternoon on the water and beneath the sun.







## Safety

When you're out on water having fun you can rest assured that we take your safety seriously. So you'll find plenty of deck space and solid grab rails for easy access around the boat. Driving is fast and exhilarating, but smooth and safe thanks to the hydraulic steering while navigation lights ensure clear signalling. There's also a bilge pump as standard for removing bilge water safely and efficiently.

## Comfort

The Activ 640 Cabin is truly designed around your comfort. From the ample sun pad on the foredeck to the spacious cockpit with dual bucket seats the emphasis is firmly on making life on board easy. And that carries right through to the roomy cabin and below deck with a V-berth for two people and a chemical WC offering all the essentials you need for an enjoyable escape.

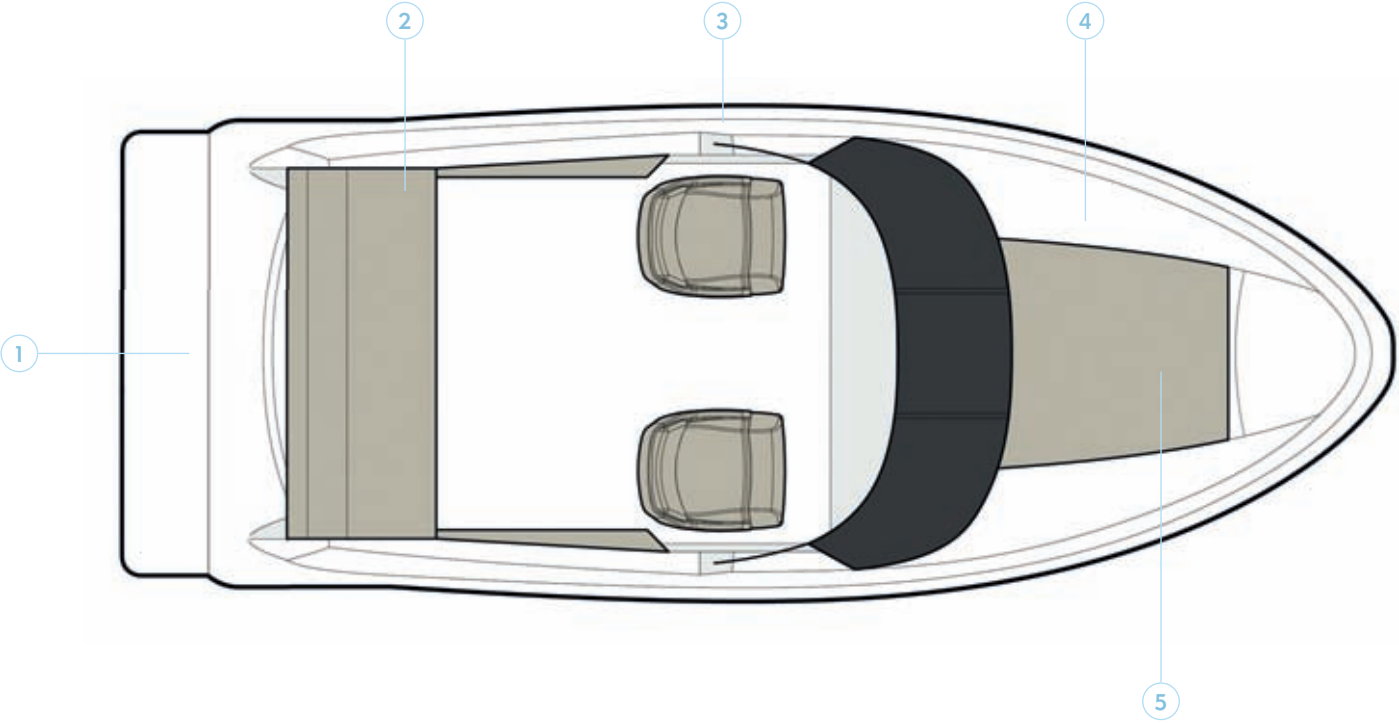
## Versatility

This is the boat that's as active as you and thoughtfully designed to let nothing come between you and plenty of fun on the water. A sturdy swim ladder to get you in and out of the water quickly, a ski hook for when you want a real blast and, of course, that back bench seat that cleverly and easily converts into a really comfortable sun pad when you want to take it easy. And there's a cockpit table to gather around to enjoy freshly caught fish, a chilled glass of wine or good conversation under the stars.

## Storage

You'll find numerous and very handy storage places throughout, including lockers, a side storage compartment and a well-placed anchor locker. Plus, to help you raise and lower the anchor, there's a bow roller carrying it out quickly and simply without scratching the hull or topside.

# ACTIV 640 CABIN



- 1. Large swimming platform with robust ladder to ease access out of the water
- 2. Convertible seating area to large sun lounge
- 3. High free boards for childrens' safety
- 4. Cabin with chemical toilet and double berth
- 5. Ample sun pad on foredeck

## General Specifications

Length Overall (M)	6.40
Length of Hull (M)	5.94
Beam Maximum (M)	2.53
Height - Without Canvas (M)	2.08
Bridge Clearance (M)	1.69
Dry Weight (Kg)	1470/1557
Draft Hull with Max Engine (M)	0.39
Fuel Capacity (L)	135
CE Design Category	C
Maximum Number of People	6
Maximum Power (HP)	220
Maximum Power (kW)	164
Water Capacity - Optional (L)	45

As a company committed to continuous product improvement specifications are subject to change.







Whether you're a seasoned lover of the cruising lifestyle or you're just getting into it, the Activ 540 Cabin offers everything you're looking for in a perfectly balanced all-rounder. The wide beam opens up all the versatility and freedom needed to create surprisingly spacious room in the cockpit as well as sleeping accommodation below deck in the bright, airy cabin. Throw in a sun pad to lay back and relax on and you're all set to enjoy plenty of fun on the water.

## Safety

Playing on water isn't relaxing unless you've got a boat you can put your trust in. The Activ 540 Cabin is built to put your mind at rest. Right from the solid integrity of its construction through to hydraulic steering as standard for driving that's always fast but smooth and safe as well as navigation lights ensuring clear signalling.

## Comfort

The 540 is a roomy and sociable cruiser with a spacious cockpit complete with co-pilot seat and cushions, a versatile picnic table and, when you really want to relax, there's a sun pad for catching some rays plus a bright, airy cabin with V-berth for two people to unwind after a day on the water. A chemical WC also comes as standard.

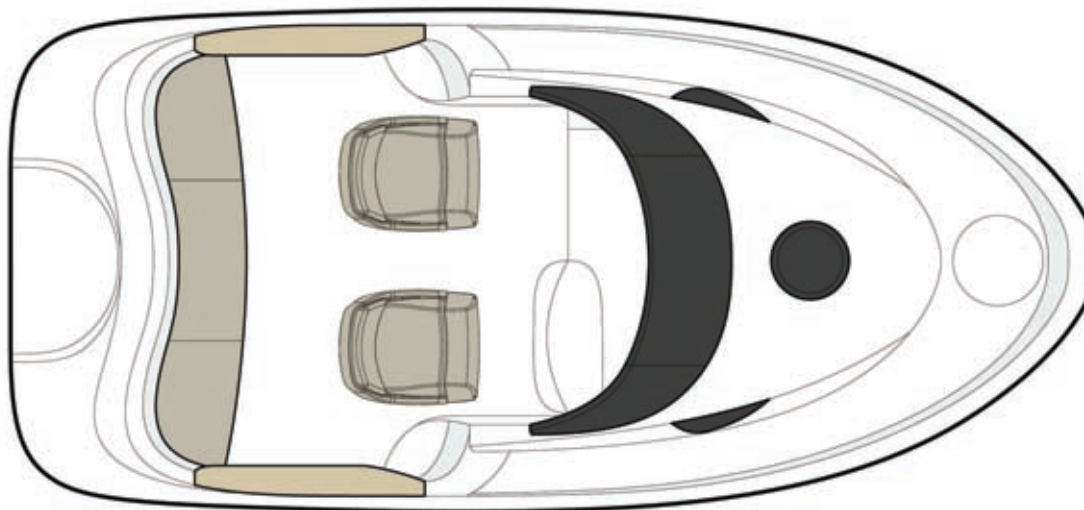
## Versatility

From a ski pole as standard to handy fishing rod holders and a robust swim ladder, the Activ 540 Cabin is designed for a host of water activities. So from water skiing to fishing to diving in for a swim you're all set to go. And when you've worked up an appetite the picnic table is perfect for a quick snack or a more leisurely meal at the end of the day.

## Storage

To help you get on and enjoy life on the water as much as possible the Activ 540 Cabin takes care of all the practical things as well. With ample storage all around, conveniently placed fishing rod holders and a perfectly situated anchor locker, there's a space for everything. And there's also a bow roller on deck to make sure that lowering and raising the anchor is completely simple and worry free, removing the risk of scratching the hull or topside.

# ACTIV 540 CABIN



### General Specifications

Length Overall (M)	5.55
Length of Hull (M)	5.33
Beam Maximum (M)	2.47
Height - Without Canvas (M)	2
Bridge Clearance (M)	1.58
Dry Weight (Kg)	820
Draft Hull with Max Engine (M)	0.42
Fuel Capacity (L)	90
CE Design Category	C
Maximum Number of People	6
Maximum Power (HP)	135
Maximum Power (kW)	99.3
Maximum Engine Weight (Kg)	210
Recommended HP	115
Recommended KW	84.6
OB Shaft Length	L

As a company committed to continuous product improvement specifications are subject to change.







With the Activ 510 Cabin you get the best of both worlds. Hydraulic steering, plenty of storage, a roomy cockpit and ample room for fishing from the boat make it the perfect day cruiser. But this versatile cruiser also boasts comfortable sleeping accommodation below deck for when you really want to make the day last.

## Safety

The robust swim ladder and grab rail make getting in and out of the water quick and safe while the open design of the deck means that getting around on board is easy. Add to all this hydraulic steering and navigation lights for clear signalling and you have a boat that's also easy to drive and navigate.

## Comfort

Great for escaping for the day, the Activ 510 Cabin has a roomy cockpit with seat cushions and picnic table so you can relax and entertain and if you want to take the fun into another day there's a bright cabin with V-berth for two people including mirror. For added comfort there's an optional co-pilot seat and chemical WC.

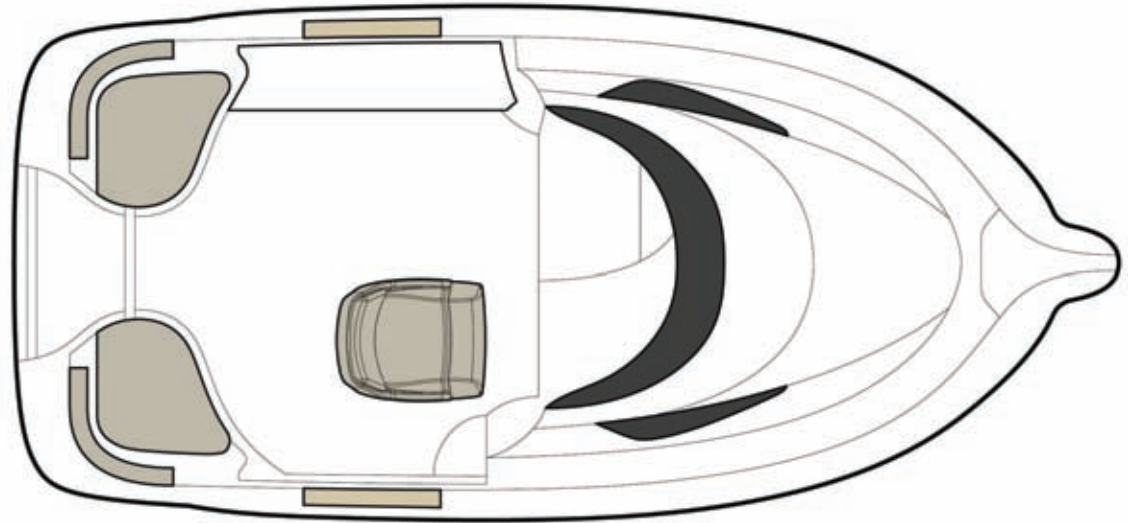
## Versatility

Switching effortlessly from a day cruiser to an overnighter this is the boat that lets you get out there and play and then relax afterwards with comfortable space on deck and more below.

## Storage

Everything has its place on board the Activ 510 Cabin. The perfectly situated locker for the anchor keeps it safely out of the way and when you need to raise or lower it there's a bow roller that let's you do the job simply whilst preventing scratches to the hull or topside. And with ample storage all around plus conveniently placed fishing rod holders.

# ACTIV 510 CABIN



### General Specifications

Length Overall (M)	5.25
Length of Hull (M)	4.98
Beam Maximum (M)	2.33
Height - Without Canvas (M)	1.86
Bridge Clearance (M)	1.52
Dry Weight (Kg)	600
Draft Hull with Max Engine (M)	0.34
Fuel Capacity (L)	50
CE Design Category	C
Maximum Number of People	5
Maximum Power (HP)	90
Maximum Power (kW)	66.2
Maximum Engine Weight (Kg)	185
Recommended HP	60
Recommended KW	44.1
OB Shaft Length	L

As a company committed to continuous product improvement specifications are subject to change.







Welcome to the smaller boat that packs much more on board than you'd expect. With a roomy cockpit, plenty of useful storage and a cabin with V-berth for two people it's easy to see why the Activ 470 Cabin has been a classic best seller.

## Safety

A smaller boat doesn't mean less attention to your safety. In fact safety becomes a much greater focus so you can look forward to all the reassurance of the features we offer on larger boats including a robust swim ladder and grab rail, an open deck design for easy movement around the boat, and navigation lights for clear signalling to guide you through the dark.

## Comfort

You'll find a host of features for extra comfort on board ranging from a roomy cockpit with cushions and backrests for the seats through to a cabin with V-berth for 2 people including mirror and an optional chemical WC.

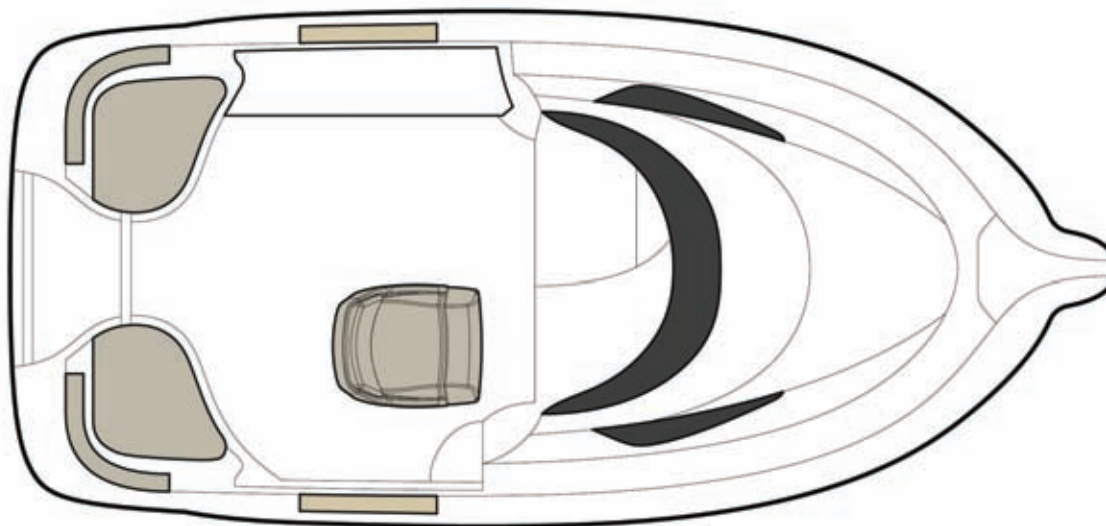
## Versatility

With so much flexibility, practicality and comfort the Activ 470 Cabin gives you big advantages all wrapped in a smaller boat that's so easy to use so that you can get out there and make the most of the day.

## Storage

The Activ 470 Cabin is equipped with much more than you'd imagine. Typical of its clever design is the fact that there's space for a well-placed anchor locker. With bow roller for easy raising and lowering of the anchor, storage lockers and side storage compartment as well this is the compact boat that's big on practicality.

# ACTIV 470 CABIN



### General Specifications

Length Overall (M)	4.83
Length of Hull (M)	4.67
Beam Maximum (M)	2.37
Height - Without Canvas (M)	1.75
Bridge Clearance (M)	1.45
Dry Weight (Kg)	540
Draft Hull with Max Engine (M)	0.3
Fuel Capacity (L)	25P
CE Design Category	C
Maximum Number of People	5
Maximum Power (HP)	50
Maximum Power (kW)	36.8
Maximum Engine Weight (Kg)	125
Recommended HP	50
Recommended KW	36.8
OB Shaft Length	L

As a company committed to continuous product improvement specifications are subject to change.







If you're seriously tempted to get into the boating life then there's no better place to start than on board the Activ 430 Cabin. It's compact yet it comes with a surprisingly large cabin making it perfect for keeping children sheltered from the elements when you need to as well as occasional overnight trips. It's also easy to tow and get in and out of the water. Time to start having some real fun.

## Safety

You can set out on your first journeys with complete confidence thanks to this solid, well made boat with space to move around easily, storage to keep everything safely out of the way, sturdy grab rails for added peace of mind and a robust swim ladder.

## Comfort

The Activ 430 Cabin is definitely big on comfort with room for up to four people to escape and enjoy some fun on the water thanks to a cockpit with cushions, a versatile picnic table for relaxing meals with friends or the children and even a V-berth for 2 people for when a great day turns into a great night.

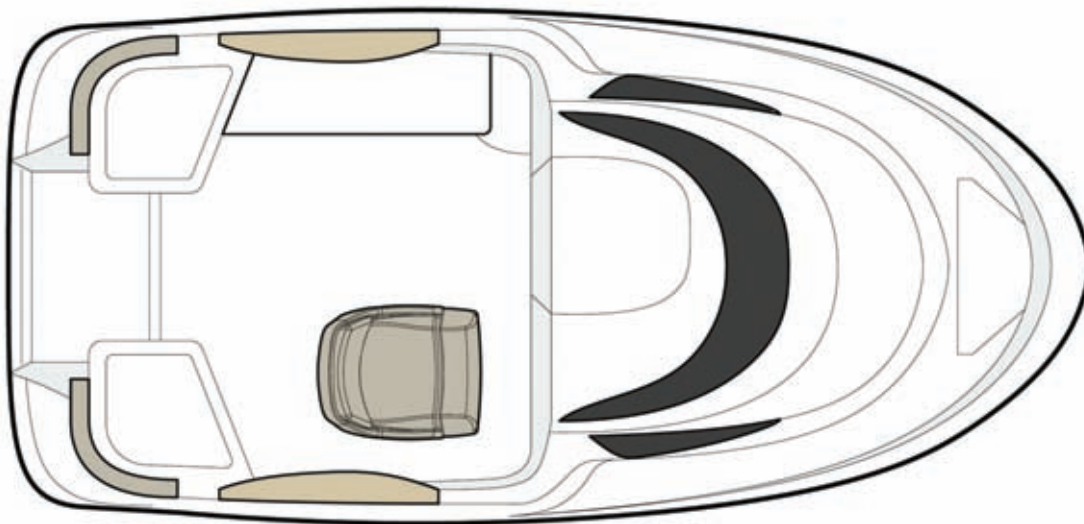
## Versatility

Easy to tow, easy to steer out on the water and just as easy to take back home, the Activ 430 Cabin is the perfect boat for those first unforgettable trips combining plenty of practicality with endless fun.

## Storage

A smaller boat doesn't mean it's ever a problem to keep everything packed away, safe and dry. This boat comes complete with a well-placed anchor locker plus an easy to use bow roller for lowering and raising the anchor. And with handy storage places plus a generous side storage compartment everything is designed to make life on the water carefree.

# ACTIV 430 CABIN



### General Specifications

Length Overall (M)	4.40
Length of Hull (M)	4.24
Beam Maximum (M)	2.11
Height - Without Canvas (M)	1.6
Bridge Clearance (M)	1.3
Dry Weight (Kg)	430
Draft Hull with Max Engine (M)	0.3
Fuel Capacity (L)	25P
CE Design Category	C
Maximum Number of People	4
Maximum Power (HP)	50
Maximum Power (kW)	36.8
Maximum Engine Weight (Kg)	125
Recommended HP	50
Recommended KW	36.8
OB Shaft Length	L

As a company committed to continuous product improvement specifications are subject to change.



# The power to escape

Once you become an Activ owner you have the power to change everything. To leave behind the everyday. To be free whenever you want. To make every moment count. All you need do now is decide how much power you need.

Whether you choose Mariner, Mercury or MerCruiser, each one offers its own distinct range of benefits. Talk to your dealer to find the right outboard or inboard power system for you.

## Outboard motors

### 4-stroke

Intake, compression, power, exhaust. The four stages of the four-cycle combustion. As every combustion series consists of four discrete stages, 4-stroke engines tend to be quieter, smoother and more fuel-efficient than traditional 2-strokes - all the while producing lower emissions.

### Verado® supercharged

Before Verado®, conventional 4-stroke outboards were reliable, but disappointing on performance. The revolutionary Verado® 4-stroke changed that by combining unmatched acceleration and responsiveness, unbeatable torque, precise control and ultra quiet operation with industry-leading reliability.

### OptiMax®

A Direct Injected engine that combines the heart, soul, speed and power of a traditional 2-stroke, but with the advantages of a 4-stroke. Its unique two-stage injection system creates a remarkably complete combustion - which means you can have a great time on the water while feeling good about conserving fuel and producing fewer emissions.



## Inboard motors

Stern Drive Engines:

**MerCruiser 3.0 TKS & MPI (135 HP - 101 kW)**

**MerCruiser 4.3 MPI (220 HP - 164 kW)**

From the reliable performance of the MerCruiser 3.0 TKS/ MPI to the stronger MerCruiser 4.3 MPI, you have all the power, efficiency and value you're looking for.

- Extra-large displacement produces power with plenty of torque.
- Industry-exclusive 3-year limited corrosion warranty.
- Optimised intake manifold for improved fuel atomisation and smoother power delivery.
- Revised fuel calibration for crisp acceleration and smooth running quality.
- Low restriction flame arrestor for added horsepower and torque.
- 3-year/300 hour maintenance interval on many periodic service items saves time and money.
- Helm-mounted Audio Warning System monitors for oil pressure, engine temperature and drive lube level - provides instant alarm if any of these vary from normal operating values.
- Available MerCathode® galvanic corrosion prevention system offers unmatched active electronic corrosion protection.
- The Alpha® stern drive delivers reliable performance in a value package.

General Specifications

	Length Overall (M)	Length of Hull (M)	Beam Maximum (M)	Height - Without Canvas (M)	Bridge Clearance (M)	Dry Weight (Kg)	Draft Hull with Max Engine (M)	Fuel Capacity (L)	CE Design Category	Maximum Number of People	Maximum Power (HP)	Maximum Power (kW)	Maximum Engine Weight (Kg)	Water Capacity – Optional (L)	OB Shaft Length
Activ 675 SD	6.5	6.26	2.55	2.07	1.69	1200	0.43	135	C	8	200	147	239	50	XL
Activ 675 Open	6.5	6.26	2.55	2.07	1.7	1050	0.42	135	C	8	200	147	239	50	XL
Activ 555 Open	5.52	5.35	2.29	2.06	1.68	726	0.38	90	C	6	135	99.3	195		L
Activ 555 WA	5.52	5.35	2.29	2.06	1.67	760	0.39	90	C	5	135	99.3	195		L
Activ 535 Open	5.3	5.08	2.24	1.88	1.53	680	0.37	50	C	6	100	73.6	181		L
Activ 640 Cabin	6.40	5.94	2.53	2.08	1.69	1470/1557	0.39	135	C	6	220	164		45 (OPT)	
Activ 540 Cabin	5.55	5.33	2.47	2	1.58	820	0.42	90	C	6	135	99.3	210		L
Activ 510 Cabin	5.25	4.98	2.33	1.86	1.52	600	0.34	50	C	5	90	66.2	185		L
Activ 470 Cabin	4.83	4.67	2.37	1.75	1.45	540	0.3	25 P	C	5	50	36.8	125		L
Activ 430 Cabin	4.40	4.24	2.11	1.6	1.3	430	0.3	25 P	C	4	50	36.8	125		L

Equipment Specifications

	Hull & Deck											Verado	Helm					Cockpit					Cabin				Trim				
	Bow Roller	Navigation Lights	Swim Ladder	Anchor Locker	Stainless Steel Bow Eye	Storage Lockers	Rodholders	Self Bailing Cockpit	Ski Pole or Hook	Opening Deck Hatch	Stern Eyes	Verado Pre-Rigging	Speedometer	Tachometer	Fuel Gauge	Trim Gauge	Hydraulic Steering	Pilot and Co-pilot Seats with Flip Bolster and Swivel	Pilot Console	Co-pilot Seat	Cockpit Cushions	Sun Lounge and Cushions	Picnic Table	Integrated Sun Pad Conversion	Cabin	Cabin Lights	Mirror	Berths	Chemical Toilet	Cabin Cushions	Sport Package**
Activ 675 SD	Std	Std	Std	Std	Std	Std		Std	SP	Std	Std	Opt	Std	Std	Std	Std	Std	Std	Std	Std	Std	Std	Std		Std	Std	Std	2	Opt	Std	Opt
Activ 675 Open	Std	Std	Std	Std	Std	Std	Std	Std	SP		Std	Opt	Std	Std	Std	Std	Std	Std	Std	Std	Std	Std	Std	Std	Std	Std	Std	1	Opt	Std	Opt
Activ 555 Open	Std	Std	Std	Std	Std	Std	Std	Std	SP				Std	Std	Std	Std	Std	Std		Std	Std	Std	Std	Std		Std			Std		
Activ 555 WA	Std	Std	Std	Std	Std	Std	Std	Std	SP	Std			Std	Std	Std	Std	Std		Std	Std	Std	Std	Std	Std		Std	Std	2	Std	Std	
Activ 535 Open	Std	Std	Std	Std	Std	Std	Std	Std	H*				Std	Std	Std		Opt	Std		Std	Std	Std	Std	Std	Std	Std	Std				
Activ 640 Cabin	Std	Std	Std	Std	Std	Std		Std	H	Std			Std	Std	Std	Std	PS		Std	Std	Std	Std	Std	Std	Std			2	Std	Std	
Activ 540 Cabin	Std	Std	Std	Std	Std	Std	Std	Std	SP	Std			Std	Std	Std	Std	Std		Std	Std	Std	Std	Std	Std		Std	Std	2	Std	Std	
Activ 510 Cabin	Std	Std	Std	Std	Std	Std	Std	Std									Std		Std	Opt	Std	Std	Std	Std	Std	Std	2	Opt	Std		
Activ 470 Cabin	Std	Std	Std	Std	Std	Std	Std												Std		Std	Std	Std	Std	Std	Std	2	Opt	Std		
Activ 430 Cabin	Std		Std	Std	Std	Std		Std											Std		Std		Std		Std		2		Std		

\*Ski Pole Optional  
\*\*Sport Package includes: Coloured gelcoat and graphics. Cold water shower - pressurised with water fill and tank. Fibreglass cockpit table upgrade. Stereo with 2 speakers  
Std = Standard  
Opt = Optional  
As a company committed to continuous product improvement, specifications are subject to change.



© 2011 Brunswick Marine in EMEA. All Rights Reserved.

Brunswick Marine in EMEA continuously explores means to improve the products it designs, manufactures and distributes. Every effort is made to produce sales and service literature which is current. Changes to specifications of engines, boats and accessories are ongoing. This brochure should not be regarded as a precise guide to the latest specifications. This brochure is also not an offer for sales of any particular engine, boat or accessory. Distributors and dealers are not agents of Brunswick Marine in EMEA or one of its affiliates and they have no authority to bind Brunswick Marine in EMEA by any express undertaking or representation, including but not limited to representations of product, sales, applications or service nature. Not all products are available in all countries and some are available only in limited quantities. Some products shown in this catalogue are equipped with optional accessories. Please see your local dealer.

[www.quicksilver-boats.com](http://www.quicksilver-boats.com)