

# **QUICKSILVER®**

**ALUMINIUM BOATS 2008**



*Lightweight • Sturdy • Long-lasting*

## Lightweight Sturdy Long-lasting

**For more fun afloat, nothing delivers like a Quicksilver aluminium boat. Whether you go fishing or just want to get away from the crowd, there's a feature-packed Quicksilver boat for you.**

Quicksilver boats are built by Mercury Marine, the world's leading marine engine supplier. In the Mercury tradition, these boats are lightweight, sturdy and long-lasting. Choose from five forest green, fully portable, feature packed models, all with a full five-year warranty on the structural integrity of their hulls.

The quick-planing Quicksilver 355SL and 410SL models are for more sheltered waters. The high freeboard Quicksilver 450SF, 450DLX and 500SF are designed to take up to a 30HP and 40HP outboard respectively. They come complete with fishing rod holders (except 450DLX) and a fuel tank platform.

Choose the Quicksilver to suit your needs - and whichever one you choose, you are assured of quality materials and workmanship throughout, brought together to give your boat a long working life, no matter what the conditions.

Quality construction makes Quicksilvers special. Kilo for kilo, their high-grade marine aluminium 5052 H32 alloy is twice as strong as fibreglass. Full width marine plywood reinforcements ensure transom strength. All standard wooden parts on each boat are pressure treated for longevity. A double row of rivets, in a stress-reducing zigzag pattern, reinforce the transom. Every boat is tank tested under rigorous quality control procedures to ensure water tightness. Noise dampening under-seat foam assures level flotation, even with a full load. Interiors are treated with a low glare anti-skid finish.

Standard features on all models include an easy planing modified vee hull, bow eye, lifting handles, oar locks (except 450DLX) and a transom drain plug.

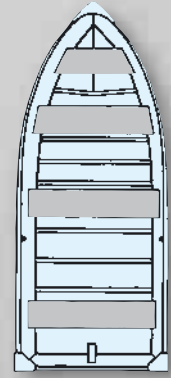


The **450DLX** combines an easy to walk on floor with the traditional performance of a V-bottom hull. Spray chines throw water away from the boat to give you a dry ride, even in choppy water.

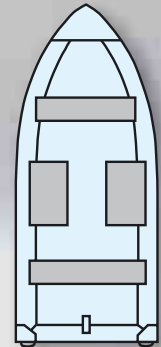
The split centre seat permits easier movement in the boat. Fishermen and boaters alike will really appreciate the two closed storage compartments for gear and equipment. The port compartment is watertight and can be used as a live well. For extra comfort, the seats are topped with a weather resistant vinyl covered pad.



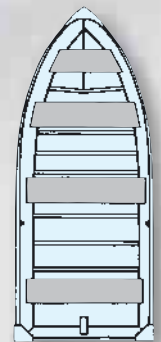
| SPECIFICATIONS         | "V" HULL     |              |                |                |                |
|------------------------|--------------|--------------|----------------|----------------|----------------|
| Model                  | 355SL        | 410SL        | 450SF          | 450DLX         | 500SF          |
| Length                 | 3.53 m       | 4.11 m       | 4.42 m         | 4.42 m         | 4.93 m         |
| Beam                   | 1.47 m       | 1.50 m       | 1.70 m         | 1.70 m         | 1.70 m         |
| Maximum interior depth | 0.53 m       | 0.53 m       | 0.74 m         | 0.51 m         | 0.74 m         |
| Aluminium bottom gauge | 1.4 mm       | 1.4 mm       | 1.8 mm         | 1.8 mm         | 1.8 mm         |
| Dry weight             | 56 kg        | 64 kg        | 102 kg         | 168 kg         | 116 kg         |
| Number of persons      | 2            | 3            | 4              | 4              | 5              |
| Maximum load           | 204 kg       | 247 kg       | 383 kg         | 370 kg         | 446 kg         |
| Recommended power      | 4.4 kW (6HP) | 5.9 kW (8HP) | 14.7 kW (20HP) | 18.4 kW (25HP) | 18.4 kW (25HP) |
| Maximum power          | 6.6 kW (9HP) | 6.6 kW (9HP) | 22.1 kW (30HP) | 22.1 kW (30HP) | 29.4 kW (40HP) |
| Maximum engine weight  | 38 kg        | 38 kg        | 75 kg          | 85 kg          | 95 kg          |
| Transom height         | short        | short        | long           | long           | long           |



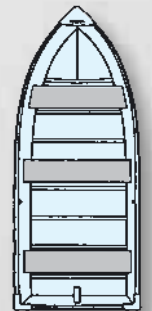
**500 SF**



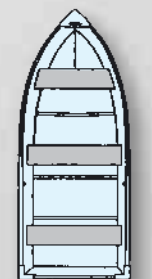
**450 DLX**



**450 SF**



**410 SL**



**355 SL**



**QUICKSILVER**

## Optional Extras from Quicksilver

| Item                                      | Model         | Part Number |
|---|---------------|-------------|
| Quality Finished Wooden Oars from Finland | All SL/SF/DLX | QS-8859931  |
| Solid Bronze Oar Horns                    | All SL/SF/DLX | QS-829580   |
| Mooring Covers for a Clean Boat           | 355SL         | QS-895467   |
|   | 410SL         | QS-895468   |
|   | 450SF/450DLX  | QS-895469   |
|   | 500SF         | QS-895470   |
| Easy Rolling Launching Wheels             | 355SL/410SL   | QS-808606A1 |



## The Very Best in Outboard Power

The perfect power for every model Quicksilver aluminium boat is a reliable Mercury or Mariner 2-Stroke or 4-Stroke outboard engine. Depending on the size of boat, you can fit up to 40HP of power.

These are leading outboards from the world's largest pleasure boat engine group. Versatile performance engines which are loaded with features. They've been designed to start fast and easily, time after time and to be sheer pleasure to use once you are underway.

Each Quicksilver boat dealer is fully qualified and equipped to maintain your Mercury or Mariner engine in tip-top condition at all times.



Your Quicksilver aluminium boats dealership has earned the right to stock Quicksilver parts and has been trained to provide you and your Mercury or Mariner outboard with after-sales support.

Only Quicksilver parts are precision-made to fit your outboard and keep it running in top condition. Genuine, quality Quicksilver parts, backed by an exclusive product warranty.



For your peace of mind, all Quicksilver aluminium boats are designed and built to meet the new European boat regulations. This is also your assurance of greater resale value when it's time to trade-in for a new boat. Every new Quicksilver aluminium boat carries the CE mark on the capacity plate attached to the transom. All boats are built according to an ISO 9001:2000 international quality standard.

# QUICKSILVER

**BRUNSWICK**  
Marine in EMEA

© 2007 Brunswick Marine in EMEA. All Rights Reserved.  
Brunswick Marine in EMEA continuously explores means to improve the products it designs, manufactures and distributes. Every effort is made to produce sales and service literature which is current. Changes to specifications of engines, boats and accessories are ongoing. This brochure should not be regarded as a precise guide to the latest specifications. This brochure is also not an offer for sales of any particular engine, boat or accessory. Distributors and dealers are not agents of Brunswick Marine in EMEA or one of its affiliates and they have no authority to bind Brunswick Marine in EMEA by any express undertaking or representation, including but not limited to representations of product, sales, applications or service nature. Not all products are available in all countries. Some products shown in this catalogue are equipped with optional accessories. Please see your local dealer. visit <http://www.BrunswickMarineEMEA.com>

Quicksilver is part of the family  
**BRUNSWICK**

**Quality**  
BRUNSWICK MARINE in EMEA  
ISO 9001 - 2000 CERTIFIED  
The quality system of  
Brunswick Marine in EMEA  
is ISO 9001:2000 certified

GB - Printed in Belgium.  
Part #: 90-826766-08