



**LodeStar**

**2008**





## **LodeStar®. Inflatable Innovation**

**LodeStar** is **the leading inflatable boat brand** from the Far East having established a well-deserved reputation for **design and quality** unmatched by any other manufacturer from the region.

LodeStar places great value on establishing an excellent rapport with its customers whose ideas find expression in the design of attractively priced LodeStar inflatables. Meeting customer needs is key to the expansion of LodeStar which has experienced accelerated sales growth at home and in Europe.

For 2008, NSA, NSA 3D-V and TriMAX models have been equipped with tapered tubes which provide a more modern, aerodynamic look as well as more space.

Accessories on all models have been facelifted to achieve not just better looks, but improved practicality as well.

The LodeStar factories are second-to-none worldwide and are highly automated with **strict control standards that guarantee constant quality**. Tests are performed to qualify each and every model. This is your assurance that they will run smoothly and comply with CE standards. The production processes and facilities of the LodeStar factories are all **fully ISO 9001:2000** certified. Our staff, whose working conditions are exemplary, take great pride in their work and are the company's prime resource.



Boat  
approved

Fabric  
approved

Factory approved  
ISO 9001:2000

# LodeStar CONTENTS

## 04 **LODESTAR BENEFITS**

06	<b>QUICK ROLLER</b>	★ 195	★ 250		
07	<b>ULTRA LIGHT</b>	195	220	250	★ 275
08	<b>NSA</b>	230	260	★ 300	★ 340
09	<b>NSA 3D-V</b>	260	★ 300		
10	<b>TriMAX 3D-V</b>	★ 340	380	430	
11	<b>TriMAX ALU</b>	★ 340	380	430	
12	<b>RIB Open</b>	260	★ 290	★ 320	350
		410	★ 450	★ 500	
13	<b>RIB Console</b>	450	500		
14	<b>ACCESSORIES</b>				
15	<b>SPECIFICATIONS</b>				

★ New





# LodeStar Benefits

## Over pressure valve

LodeStar inflatables are equipped with special security overpressure valves. Excessive tube pressure from sudden impacts or high temperature is released under controlled conditions **for maximum safety.**




## Honeycomb thrust boards

A honeycomb thrust board pushes the keel down under the X-Stitch™ AIRDECK™ floor. **Honeycomb is light, maintenance free** and maintain the AIRDECK™ and boat bottom in the most efficient shape.



## Aluminium seat

Light and maintenance-free. **No need** to varnish or paint the aluminium seat of your LodeStar.




## Reflecting tapes

Red and green reflecting tapes on port and starboard sides **notify other captains** of your position in the dark.



Speed-tubes™



## ABS laminated transom

The transoms of the LodeStar foldable range are laminated with marine quality ABS on both sides. This sealing solves adhesion problems and transom delamination through the ingress of water and guarantees **maximum durability without maintenance.**



## Ovoid endcones

The ovoid endcones provide better buoyancy than the traditional conical shape. This feature gives more buoyancy for heavier 4-stroke engines. Ovoid endcones are standard on all models!



## Inside one way water drain

The inside drain valve means **no more hanging overboard** and fumbling around behind the transom with the engine blocking your way. **You stay clean and dry** inside the boat where you operate the drain.



**Thermowelding**  
THERMOWELDING® guarantees a **constant quality** of the seam. Unlike overlapping hand glue bonded seams, the THERMOWELDING® seam is **stronger than the material itself** and is easy to repair.



**Multiple air chambers with baffles**

All LodeStar boats have several air chambers. For your security the baffle membranes divide the air chambers and equalize the pressure. This system makes these **inflatable boats as safe as any** on the waterways.



**X-Stitch™ air floor**

LodeStar's high-pressure AIRDECK™ provides **quick assembly and reduces storage space requirements**. Thousands of X-stitched fibres give the LodeStar air deck **50% more rigidity** than traditional air floor systems and is superior to the classic wooden or slatted floors in both comfort and weight.

## Other LodeStar benefits include:



**Fabric**

LodeStar uses immensely strong 7 layer HAKU MEHLER® DURATEX HD™. The DECITEX 1100 is UV and abrasion resistant. **We guarantee the fabric for 5 years.**



**Warranty**

LodeStar boats are built to last, providing the **highest standards of quality, reliability and durability** for professionals and sporting enthusiasts. LodeStar offers a guarantee of five years on fabric and construction. **Our global network** ensures fast, first class service support wherever you are. Please see the warranty clauses for more details.



**LIFT 'N LOCK™**

Protect your property: You might not be the only one who likes your LodeStar. To protect your boat, each foldable LodeStar has two stainless steel LIFT 'N LOCK tubes to **LOCK your LodeStar to your yacht or a dock**. The LIFT 'N LOCK tubes, together with the two bow rings, are placed in such a way that you can use them to **LIFT your LodeStar in a stable manner** and secure your boat in davits.



**Track skeg**

To improve the **perfect drive** our customers expect from a LodeStar, we added skegs to provide that **special edge**. The skegs help to ensure that your LodeStar will follow your every command.



**V-shape hull with integrated keel**



**Double layer under tube**

The bottom of the tube is **reinforced** with a double layer of fabric. This provides an **additional measure of protection** for your LodeStar.



**Easy Enter™**

After swimming or skiing, Easy Enter makes your life easy. **No problem to enter the boat** with a tired body or a heavy wet suit.



**Aluminium floor**



**RIB bag and boat cover**

OPEN RIBs are supplied with a storage bag which unzips into a boat cover **in less than a minute**.



**Plywood under RIB deck (to fit consoles and seats)**

The 330-350-410 RIBs have marine plywood laminated under the deck for **easy installation of consoles and seats**.



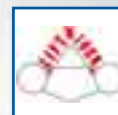


**Bow roller**



**Sundeck**

## Affordable basics

This classic, affordable LodeStar is equipped with a slatted floor. These slats are made of polypropylene which eliminates maintenance. Fast inflation and ease of use as a stow-away yacht tender are prime advantages of a roll-up.



TRACER 5000


Quick Roller	195	250
Max load (kg)	328	415
Max hp	3.5	4
Max engine weight (kg)	25	30
Max persons	2	3+1





## Less is more

LodeStar Ultra Light inflatables are equipped with a high pressure AIRDECK™ and inflatable keel resulting in **extremely light boats**. The blue endcones are equipped with reinforced patches as well as extra seat webbing (on 275 only) for sea position change. These boats are specifically developed for easy transportation, compact storage and combine low weight with **large diameter tubes** and high load capacity. They make an ideal tender that fits easily in a boat locker or car boot.



TRACKSAIL

Ultra Light	195	220	250	275
Max load (kg)	372	448	460	495
Max hp	3.5	3.5	4	6
Max engine weight (kg)	25	25	30	30
Max persons	2	3	3+1	4



## From ship to shore

LodeStar NSA inflatables are the most-tested craft with a high pressure AIRDECK™ and inflatable keel. Low weight and ideal packing dimensions make LodeStar NSA an ideal tender for yachts and cruisers. There is extra seat webbing on all models for sea position change. **The luxurious looks, outstanding quality and unique features are second-to- none.**



THACKER

NSA	230	260	300	340
<b>Max load (kg)</b>	408	485	540	690
<b>Max hp</b>	4	8	15	20
<b>Max engine weight (kg)</b>	30	50	60	75
<b>Max persons</b>	3	4	5	6







## The Foldable Rigid

The LodeStar NSA 3D-V proves again that LodeStar is at the forefront of inflatable technology and design. The AIRDECK™ of the NSA 3D-V inflates into a **firm V-shape**. It leaves the bottom of the hull without wrinkles or air under the floor and gives RIB-like **performance while remaining as light** and as easy to store as the NSA AIRDECK™ models. All models are equipped with extra seat webbing for sea position change.



TRACKS™


NSA 3D-V	260	300
<i>Max load (kg)</i>	490	615
<i>Max hp</i>	8	15
<i>Max engine weight (kg)</i>	50	60
<i>Max persons</i>	4	5



## Razor sharp

The TriMAX with a 3D-V air floor is a total inflatable, high performance winner. The trimaran-like hull with speed tubes gives **hydrodynamic lift** allowing for high speeds. For 2008MY, there is extra lift provided through the new tapered tubes which make for a slim bow and a larger diameter at the transom. The special V-shape profiles on both sides of **the speed tubes cut through the water** and give cart-like grip.

This year, this range has gained more inside space and the seat is made of fibreglass for a longer lifespan even in tougher waters! In addition, the appearance and practicality of the tubes has been improved through superior design.



TriMAX 3D-V	340	380	430
Max load (kg)	765	900	1200
Max hp	20	30	40
Max engine weight (kg)	75	90	110
Max persons	6	9	10








## Fast, foldable fun

The TriMAX ALU boats feature aluminium floor boards plus a trimaran-like hull. This results in less drag, fast planing and a sturdy floor structure. For 2008MY, there is extra lift provided through new tapered tubes which make for a slim bow and a larger diameter at the transom. The heavy-duty aluminium floorboards also give **extra stability**. The excellent grip makes all TriMAX models the preferred sport boats to **pull water-skiers and wakeboarders** in the manner specialized fiberglass boats.

This year, the range has gained more inside space and the seat is made of fibreglass for a longer lifespan even on tougher waters! In addition, the appearance and practicality of the tubes has been improved through superior design.



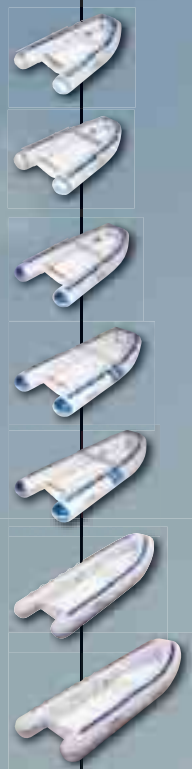
TriMAX ALU	340	380	430
<b>Max load (kg)</b>	645	730	985
<b>Max hp</b>	20	30	40
<b>Max engine weight (kg)</b>	75	90	110
<b>Max persons</b>	6	9	10



## The best of both worlds

Rigid Inflatable Boats (RIB's) give a **comfortable ride** unlike any other boat. **The tubes absorb the impact of waves** while the buoyancy of the multi-chamber air tube provides the safety of an inflatable. **The light weight of a RIB ensures better fuel economy and quicker planing.** The air tubes give a RIB the maximum payload and in combination with a deep V-shaped rigid hull, unparalleled performance. The air tube acts like an all-around fender protecting your yacht. Even the biggest versions, the 350 and 410, can be carried on the roof of most cars making them easy to use as family sports boats.

This year, the new large engine plate allows for a thicker transom. Appearance and practicality have also been improved with new accessories and design!



RIB Open	260	290	320	350	410	450	500
<b>Max load (kg)</b>	400	490	495	700	800	1000	1200
<b>Max hp</b>	6	10	20	30	40	50	60
<b>Max engine weight (kg)</b>	30	60	75	90	110	130	130
<b>Max persons</b>	3	4+1	4+1	6	7	8	9








## Save weight; save fuel; add speed

The LodeStar RIB Console sports a range of **luxury features as standard**. Console, bench seat and sun deck are fitted with **ingeniously spacious lockers**. The deck and superstructure are mono block laminated and feature pre-fitted steering gear. The RIB Console series is most suitable for days out on the water with family and friends.



RIB Console	450	500
<b>Max load (kg)</b>	1000	1200
<b>Max hp</b>	50	60
<b>Max engine weight (kg)</b>	130	130
<b>Max persons</b>	8	9



# Accessories

Ask your dealer about range and availability.

## STORAGE & SEATING

### Storage bags

You can never have too much storage space on board. The bow bag and the seat can be used in combination to maximize storage space.



### Inflatable seats

Inflatable seats reduce the effects of sea roll to ensure greater comfort. They also absorb impacts and provide a luxurious back rest for tanning on the deck.

Inflatable seat



Inflatable thwart seat



## COVERS

### Boat cover

Protect your valuable LodeStar! Maintains cleanliness and ensures longer life. A must to have!



## AIR PUMPS



### Bravo automatic inflator & deflator

Works off a car battery to provide you with up to 300mb of pressure. Auto shutoff prevents over-pressure. Supplied complete with universal adaptors, including valve and battery connectors.

62-803905 (12v) 62-809685 4 (adapter set)

Features an automatic shutoff when pressure reaches 200 mb, with manual override for additional pressure if needed.

62-877364 (220v) 62-809685 4 (adapter set)



### QS double action air pump

An easy-to-use, hand pump that's much quicker than a standard foot pump. Either use single action, which pumps when pushing, or double action, which pumps when pushing and pulling. QS, HR and Valiant adaptors and pressure gauge are also included.

62-889345Q01

62-889347 (3 adapter set)

## LIGHTING

### Clamp-on stern light

Attwood® 61cm high all-around light for inflatables and other small craft which do not have permanently mounted navigation lights.

67-808768



### Combination bow light

Battery-operated Attwood bow light with attachment base is designed for inflatables or other surfaces where screws cannot be used.

67-808766

## FUEL TANK



### Fuel tank hold-down kit

Made with polypropylene strapping for superior strength. Quick-release buckles simplify replacement of the tank.

62-809610

## TRAILERING



### Dinghy dolly launching wheels

Wheels roll easily over firm surfaces and tuck out of the way once the boat is out of the water.

62-808606A1

## ENGINE



### Easy lift motortote

Fits outboard engines up to 15HP (11.2kW) May be left in place permanently and is a secure handle for raising and lowering the engine.

62-809630



# Specifications

SPECIFICATIONS	MODEL	CE DESIGN CATEGORY	PART NUMBERS	BAGGED DIMENSIONS (cm)	MAX LOAD (kg)	MAX HP (all short shaft*)	MAX ENGINE WEIGHT (kg)	MAX PERSONS	NUMBER OF AIR CHAMBERS				
										a (cm)	b (cm)	c Bow/Stern (cm)	d (kg)
Quick Roller	Quick Roller 195	No CE	AA860001N	90 x 52 x 24	328	3.5	25	2	3	195	143	40/40	20
	Quick Roller 250	D	AA250016N	90 x 55 x 24	415	4	30	3+1	3	250	143	40/40	24
Ultra Light	Ultra Light 195	No CE	AA860002N	90 x 40 x 25	372	3.5	25	2	3+1+1	195	143	40/40	22
	Ultra Light 220	No CE	AA220003N	100 x 70 x 25	448	3.5	25	3	3+1+1	220	143	40/40	24
	Ultra Light 250	D	AA250017N	100 x 60 x 26	460	4	30	3+1	3+1+1	250	143	40/40	25
	Ultra Light 275	D	AA870001N	100 x 70 x 26	495	6	30	4	3+1+1	275	143	40/40	27
NSA	NSA 230	No CE	AA230014N	100 x 60 x 35	408	4	30	3	3+1+1	230	154	35/43	29
	NSA 260	D	AA260024N	110 x 60 x 40	485	8	50	4	3+1+1	260	154	35/43	37
	NSA 300	C	AA300034N	110 x 60 x 42	540	15	60	5	3+1+1	300	170	35/45	43
	NSA 340	C	AA340076N	100 x 60 x 40	690	20	75	6	3+1+1	340	170	35/45	49
NSA 3D-V	NSA 3D-V 260	D	AA260025N	110 x 60 x 40	490	8	50	4	3+1+1	260	154	35/43	40
	NSA 3D-V 300	D	AA300035N	120 x 70 x 35	615	15	60	5	3+1+1	300	170	35/45	44
TriMAX 3D-V	TriMAX 3D-V 340	C	AA340077N	142 x 70 x 35	765	20	75	6	3+2+2	340	170	35/45	59
	TriMAX 3D-V 380	C	AA380060N	142 x 75 x 40	900	30	90	9	3+2+2	380	200	37/50	93
	TriMAX 3D-V 430	C	AA430042N	142 x 75 x 45	1200	40	110	10	4+2+2	430	200	37/50	97
TriMAX ALU	TriMAX ALU 340	C	AA340078N	120 x 70 x 35 + 100 x 60 x 15	645	20	75	6	3+1+2	340	170	35/45	71
	TriMAX ALU 380	C	AA380061N	142 x 70 x 40 + 122 x 66 x 15	730	30	90	9	3+1+2	380	200	37/50	125
	TriMAX ALU 430	C	AA430043N	142 x 75 x 45 + 122 x 66 x 15	985	40	110	10	4+1+2	430	200	37/50	150
RIB Open	RIB 260 Open	D	AA260026N	215 x 100 x 45	400	6	30	3	3	260	149	35/40	52
	RIB 290 Open	C	AA310056N	240 x 105 x 45	490	10	60	4+1	3	290	149	35/40	59
	RIB 320 Open	C	AA330012N	250 x 105 x 45	495	20	75	4+1	3	320	159	35/40	79
	RIB 350 Open	C	AA350019N	300 x 110 x 58	700	30	90	6	3	345	170	42/46	96
	RIB 410 Open	C	AA410002N	320 x 110 x 65	800	40	110	7	4	410	180	47/47	108
	RIB 450 Open	C	AA450043N	400 x 150 x 75	1000	50	130	8	5	450	200	49/49	178
	RIB 500 Open	C	AA500003N	450 x 160 x 75	1200	60	130	9	5	500	220	56/56	199
RIB Console	RIB 450 Console	C	AA450042N	400 x 150 x 75	1000	50	130	8	5	450	200	49/49	248
	RIB 500 Console	C	AA500002N	450 x 160 x 75	1200	60	130	9	5	500	220	56/56	269

\* Except 450 models and up: Long shaft.



## The very best in engine power and navigation

Every LodeStar boat can come with a Mercury or Mariner outboard.  
These are market-leading outboards from Brunswick Marine in EMEA.

You'll have the very best and most up-to-the-minute engine power  
to take your boat out to enjoy the delights of the water.

Check with your dealer for full details.



**BRUNSWICK MARINE in EMEA**  
ISO 9001 - 2000 CERTIFIED

The quality system of  
Brunswick Marine in EMEA  
is ISO 9001:2000 certified



The LodeStar factory  
is ISO 9001:2000 certified.