

ARVOR

2008





280 AS Deluxe



250 AS Deluxe



230 AS



215 AS

Discover ARVOR. First in the water and last out of the water.

These quality boats from Arvor, now visually enhanced with a stylish new logo, are all equipped to the highest level to make even the most demanding fisherman happy. But at Arvor, standing still is not an option so we are constantly developing our boats to enhance the pleasure of ownership. Just one recent example is the additional hatch for improved ventilation now found on Arvor 190, 210, 215 and 215 AS models. Standard equipment includes rod holders, livewell, hydraulic steering and from 2008, an electrical windlass with swinging bow roller and trolling valve on the majority of the boats.

Practicality and safety are catered for with stainless steel keel protectors and propeller/rudder shields. Further, a stainless steel bar which connects the bottom of the propeller protection shoe to the bottom of the rudder prevents snagging by ropes or nets. The propeller protection tube itself is fully embedded into the skeg to enhance leak resistance and provide greater strength than the commonly used and cheaper bonding system.



215

210

190

The Arvor family includes the 190, 210, 215, 215 AS, 230 AS, 230 AS Deluxe and 250 AS Deluxe and NEW Arvor 280 AS Deluxe – all multi-purpose boats ideally suited to the needs of fishing and fishermen.

The four assymetric models (215 AS, 230 AS, 250 AS Deluxe & 280 AS Deluxe) are equipped with an offset cabin for easy forward access. Original and particularly attractive is the AS family with a burgundy hull!

The Deluxe versions are notable for their especially attractive cabin trim with vinyl lining which even extends to the toilet. Tropical woods are used for inside door finishes and on additional inserts within the cabin. An attractive and practical artificial teak laminate covers the cabin and wheelhouse floor.

Contents

| | |
|----------------------|--------------|
| 280 AS Deluxe | 4-5 |
| 250 AS Deluxe | 6-7 |
| 230 AS | 8-9 |
| 215 AS | 10-11 |
| 215 | 12-13 |
| 210/190 | 14-15 |
| Equipment | 16 |

The ultimate in luxury and practicality.

The 2007 Paris Boat Show marked the launch of Arvor's premier model, the 280 AS Deluxe.

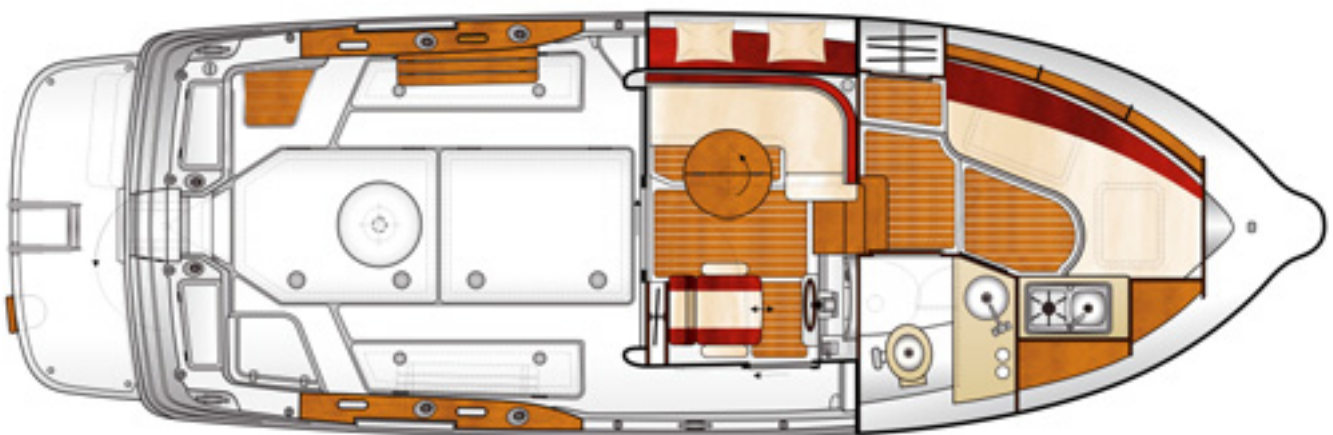
Designed for fishermen who demand and expect the very best, the new 280 AS Deluxe draws on Arvor's extensive experience in designing practical yet luxurious and user-friendly boats.

There's power to spare from the 4.2 litre Cummins MerCruiser Diesel with capacious 390L fuel tank. Ease of use is assured thanks to standard fit hydraulic steering, a bow thruster, trim tabs, dual electric wipers and full engine instrumentation and an electric switch panel with circuit breakers.

Practicality is enhanced by three electric bilge pumps and stainless steel keel and propeller protection as well as an electric windlass and a revised, longer swinging bow roller.

Nine passengers can be accommodated in four berths and facilities including vinyl linings, tropical wood finishes, a cockpit and baggage compartment, a toilet compartment. The galley features a sink and tap together with a burner cooker and a storage container.

For the fisherman, the Arvor 280 AS Deluxe incorporates a livewell with pump and a fish locker with ice while three wooden foldable cockpit benches are provided for moments of relaxation. An artificial teak laminate covers the floor in the cabin and pilothouse which are equipped with a comprehensive array of gauge. For a full listing of equipment see specifications at the back.



NEW



Main Specifications

| | |
|-------------------------------------|---------|
| Overall length with platform | 9.50 m |
| Length of the hull | 8.48 m |
| Max. beam | 2.99 m |
| Draft | 0.95 m |
| Weight of the boat including engine | 3600 kg |
| Fuel tank (litres) | 390 |
| Number of persons | 9 |
| CE Category | "B" |



Enjoy your fishing in space, comfort and style.

A standard bow thruster makes manoeuvring in port easier than ever while standard trim tabs simplify adjustment of your boat under different loads and sea conditions.

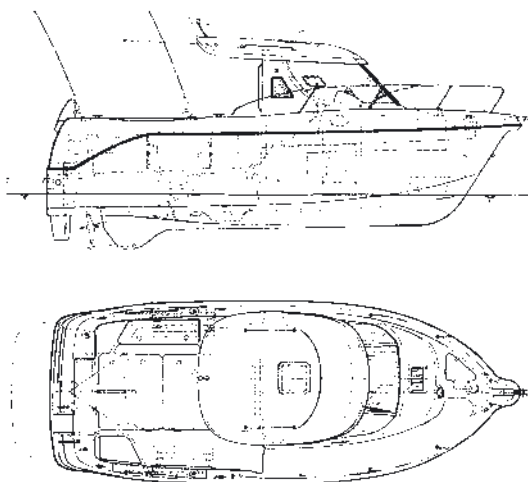
A sink, cooker and table allow you to cook and eat your catch right on board. The head is neatly hidden below the steering position. The big, open deck, with fold-down wooden benches, provides plenty of space to move around. The transom features an original livewell with an electric pump for seawater circulation and an aquarium-style window placed at waist height. Further aft, the standard stern platform facilitates easy access and includes an auxiliary outboard engine bracket.

This boat is equipped with a Cummins MerCruiser Diesel engine 230HP (2.8L), 4 cylinders Common Rail electronic injection.

New features : bow thruster and electrical windlass installed standard.



ARVOR 250 AS Deluxe



Main Specifications

| | |
|-------------------------------------|---------|
| Overall length with platform | 8.30 m |
| Length of the hull | 7.49 m |
| Max. beam | 2.93 m |
| Draft | 0.88 m |
| Weight of the boat including engine | 2775 kg |
| Fuel tank (litres) | 300 |
| Number of persons | 8 |
| CE Category | "B" |



Enjoy more time on the water and more fish in the livewell.

The Arvor 230 AS is a smaller sister to the popular 250 AS Deluxe and offers a spacious cabin, a V-berth and a standard-fit chemical toilet. The 230 AS has a galley to port and a dining table in the cabin so you can cook and eat the catch of the day as soon as it comes on board! Standard trim tabs make it easy to adjust your ship for different loads and sea conditions.

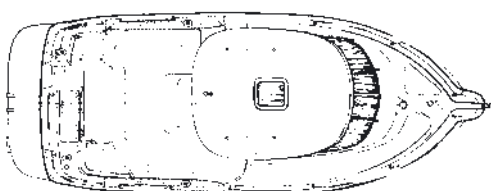
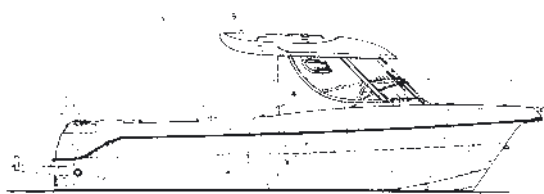
Like the 250 AS Deluxe, a livewell is set at waist height at the stern with an aquarium-style window for the entertainment of passengers. Rod holders, stainless steel net rollers, wooden gunwale inserts and fold-down wooden benches are all standard. A standard transom door gives access to the stern platform.

Also available in Deluxe version (see your dealer for more details).

This boat is equipped with a Cummins MerCruiser Diesel engine 150HP (2.0L), 4 cylinders Common Rail electronic injection.

New features : bow thruster and electrical windlass installed standard





Main Specifications

| | |
|-------------------------------------|---------|
| Overall length with platform | 7.30 m |
| Length of the hull | 6.70 m |
| Max. beam | 2.78 m |
| Draft | 0.86 m |
| Weight of the boat including engine | 1980 kg |
| Fuel tank (litres) | 135 |
| Number of persons | 6 |
| CE Category | "C" |



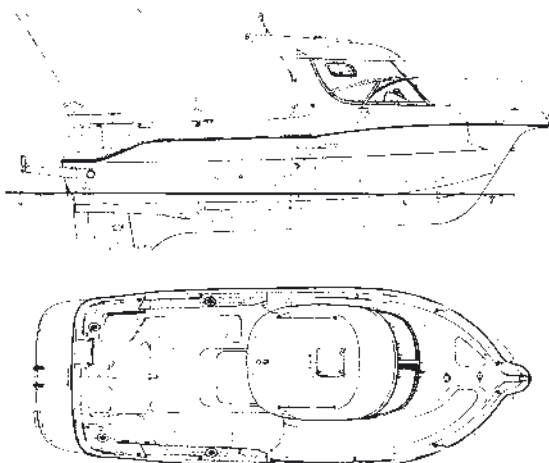
On-board comfort for better offshore sport.

The Arvor 215 AS maintains spaciousness below decks while ensuring a generous passage forward thanks to its offset cabin, which also includes a chemical toilet. It also has the new aquarium-style livewell as standard.

Heat up a quick cup of tea or soup on the standard cooker. A completely counter-moulded cockpit is easy to wash down and helps keep your boat looking like new. Multiple storage compartments keep your gear organised. Hydraulic steering makes driving a true pleasure.

This boat is equipped with a Cummins MerCruiser Diesel engine 115HP (2.0L), 4 cylinders Common Rail electronic injection.





Main Specifications

| | |
|-------------------------------------|---------|
| Overall length with platform | 6.88 m |
| Length of the hull | 6.36 m |
| Max. beam | 2.54 m |
| Draft | 0.75 m |
| Weight of the boat including engine | 1650 kg |
| Fuel tank (litres) | 90 |
| Number of persons | 6 |
| CE Category | "C" |



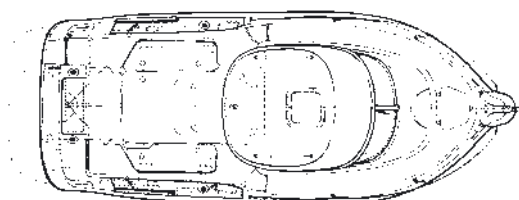
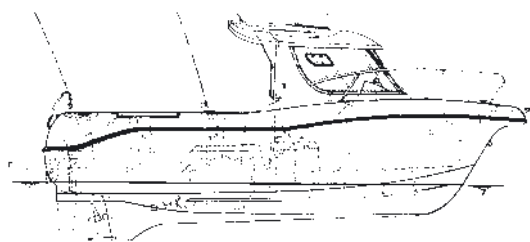
All weather fun, sport and comfort.

The Arvor 215 has a large cockpit with standard wooden benches, a livewell, rodholders and convenient handrails and bowrails that provide secure passage forward. The sliding door gives easy access to the cabin, which offers plenty of lockers and storage compartments to keep the place tidy and belongings dry. The hatch on the roof and the wide windscreen provide lots of light and a panoramic view.

Other standard equipment includes a boarding ladder, bathing platform, electric bilge pump and electric windscreen wipers.

This boat is equipped with a Cummins MerCruiser Diesel engine 115HP (2.0L), 4 cylinders Common Rail electronic injection.





Main Specifications

| | |
|-------------------------------------|---------|
| Overall length with platform | 6.88 m |
| Length of the hull | 6.33 m |
| Max. beam | 2.54 m |
| Draft | 0.75 m |
| Weight of the boat including engine | 1600 kg |
| Fuel tank (litres) | 90 |
| Number of persons | 6 |
| CE Category | "C" |

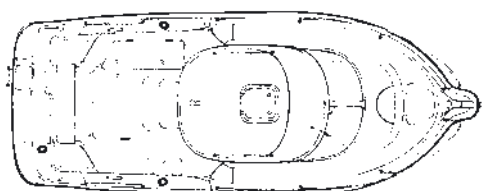
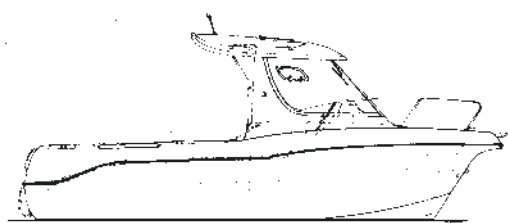
Broaden your fishing horizons.

The Arvor 210 has a spacious cockpit, standard rod holders, a seawater livewell and two fold-down lateral benches. It benefits from a sliding door with level deck for easy and direct cockpit access from the steering position. Even with the door closed for bad weather, there is ample light into the cabin.

Loads of storage room is hidden under the cushions. The standard stern platform makes this boat even more spacious.

Convenience and safety items also include an electric windscreen wiper, auxiliary engine bracket, boarding ladder and opening deck hatch.

This boat is equipped with a Cummins MerCruiser Diesel engine 115HP (2.0L), 4 cylinders Common Rail electronic injection.



Main Specifications

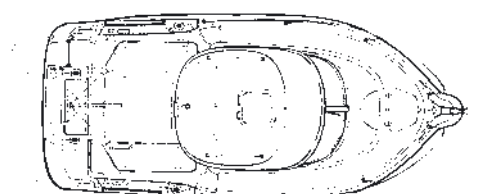
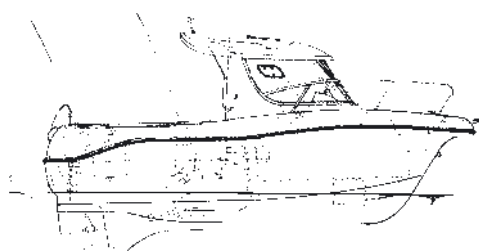
| | |
|-------------------------------------|---------|
| Overall length with platform | 6.88 m |
| Length of the hull | 6.33 m |
| Max. beam | 2.54 m |
| Draft | 0.70 m |
| Weight of the boat including engine | 1640 kg |
| Fuel tank (litres) | 90 |
| Number of persons | 6 |
| CE Category | "C" |



Great sport starts with a great boat.

The 190 features a transom door for easy access to the stern and an opening window in the spacious cabin to provide fresh air for the skipper. This favourite includes an electric windscreen wiper, standard wooden benches, stern platform with auxiliary engine bracket, a livewell, a swim-ladder plus a pushpit for additional security. Options include a trolling valve.

This boat is equipped with a Volkswagen Marine engine 75HP.



Main Specifications

| | |
|-------------------------------------|---------|
| Overall length with platform | 6.30 m |
| Length of the hull | 5.74 m |
| Max. beam | 2.54 m |
| Draft | 0.74 m |
| Weight of the boat including engine | 1470 kg |
| Fuel tank (litres) | 90 |
| Number of persons | 6 |
| CE Category | "C" |

| EQUIPMENT | 280 AS Deluxe | 250 AS Deluxe | 230 AS | 215 AS | 215 | 210 | 190 |
|--|------------------|------------------|--------|--------|-----|-----|-----|
| Bow thruster | ✓ | ✓ | ✓ | | | | |
| Hydraulic steering | ✓ | ✓ | ✓ | ✓ | ✓ | ✓ | ✓ |
| Hydraulic & trim tabs | ✓ | ✓ | ✓ | | | | |
| NEW - Electrical windlass | ✓ | ✓ | ✓ | ✓ | ✓ | ✓ | ✓ |
| Trolling valve: controlled from the helm | ✓ | ✓ | ✓ | ✓ | ✓ | ✓ | 0 |
| Stainless steel keel protection | ✓ | ✓ | ✓ | ✓ | ✓ | ✓ | ✓ |
| Emergency tiller, boat hook storage rack | ✓ | ✓ | ✓ | ✓ | ✓ | ✓ | ✓ |
| Electric bilge pumps | 3 | 2 | 2 | 2 | 2 | 2 | 2 |
| Wheelhouse : electric switch panel with circuit breakers, full engine instrumentation, fuel level gauge | ✓ | ✓ | ✓ | ✓ | ✓ | ✓ | ✓ |
| Livewell with inlet and outlet salt water | | | | | | ✓ | |
| Livewell with electrical pump | ✓ | ✓ | ✓ | ✓ | ✓ | | ✓ |
| Electric windscreen wiper | ✓ | ✓ | ✓ | ✓ | ✓ | ✓ | ✓ |
| Compass | ✓ | ✓ | ✓ | ✓ | ✓ | ✓ | ✓ |
| Anchor davit & locker | ✓ | ✓ | ✓ | ✓ | ✓ | ✓ | ✓ |
| NEW - Small cutting board | ✓ | ✓ | ✓ | ✓ | ✓ | ✓ | ✓ |
| Fish locker | ✓ | | | | | | |
| Shore power/220V/with battery charger | ✓ | | | | | | |
| Navigation and mooring lights | ✓ | ✓ | ✓ | ✓ | ✓ | ✓ | ✓ |
| Mooring cleats | ✓ | ✓ | ✓ | ✓ | ✓ | ✓ | ✓ |
| Bitt pattern bollard | ✓ | ✓ | ✓ | ✓ | ✓ | ✓ | ✓ |
| Rod holders, 2 stainless steel gunwale rollers | ✓ | ✓ | ✓ | ✓ | ✓ | ✓ | ✓ |
| Number of cockpit lockers | 4 | 3 | 3 | 2 | 2 | 3 | 2 |
| Stainless steel pushpit | ✓ | ✓ | ✓ | ✓ | ✓ | ✓ | ✓ |
| Stainless steel pulpit | ✓ | ✓ | ✓ | ✓ | ✓ | ✓ | ✓ |
| Cockpit benches | 3 | 2 | 2 | 2 | 2 | 2 | 2 |
| Stainless steel handrails on top and back of cabin | ✓ | ✓ | ✓ | ✓ | ✓ | ✓ | ✓ |
| Number of settee/berth with mattress with lockers under | 2 | 2 | 2 | 1 | 2 | 2 | 2 |
| Number of berth | 4 | 2 | 2 | 2 | 2 | 2 | 2 |
| Number of opening deck hatches and cabin wall portlights | 6 | 2 | 1 | 1 | 1 | 1 | 1 |
| Opening port on starboard window | ✓ | ✓ | ✓ | ✓ | ✓ | ✓ | ✓ |
| Hatch on pilothouse roof | ✓ | ✓ | ✓ | ✓ | ✓ | ✓ | ✓ |
| Stern platform + stainless steel boarding ladder + outboard bracket | ✓ | ✓ | ✓ | ✓ | ✓ | ✓ | ✓ |
| Transom door | ✓ | ✓ | ✓ | ✓ | ✓ | ✓ | ✓ |
| Galley: fresh water, burner, cooker, storage | ✓ | ✓ | ✓ | | | | |
| One burner cooker | | | | ✓ | | | |
| Table | ✓ | ✓ | ✓ | | | | |
| Separate head compartment with chemical WC | | ✓ | | | | | |
| Separate head compartment with sink & tap & marine toilet | ✓ | | | | | | |
| Chemical WC | | | ✓ | ✓ | | | |
| Interior light | ✓ | ✓ | ✓ | ✓ | ✓ | ✓ | ✓ |

✓ Standard "0" Optional



www.BrunswickMarineEMEA.com

Arvor boats are designed under the direction of Brunswick Marine in EMEA by Jacek Centkowski, Naval Architect.



© 2007 Brunswick Marine in EMEA. All Rights Reserved.

Brunswick Marine in EMEA continuously explores means to improve the products it designs, manufactures and distributes. Every effort is made to produce sales and service literature which is current. Changes to specifications of engines, boats and accessories are ongoing. This brochure should not be regarded as a precise guide to the latest specifications. This brochure is also not an offer for sales of any particular engine, boat or accessory. Distributors and dealers are not agents of Brunswick Marine in EMEA or one of its affiliates and they have no authority to bind Brunswick Marine in EMEA by any express undertaking or representation, including but not limited to representations of product, sales, applications or service nature. Not all products are available in all countries. Some products shown in this catalogue are equipped with optional accessories. Please see your local dealer. visit <http://www.BrunswickMarineEMEA.com>



The quality system of
Brunswick Marine in EMEA
is ISO 9001:2000 certified

Arvor is part of the family
BRUNSWICK

GB - Printed in Belgium, Part #: 90-899023-08

Some pictures show optional equipment - check with your dealer for full details.