



TM



**LodeStar**

**2007**

[www.marinepower.com](http://www.marinepower.com)



# LodeStar®. Inflatable Innovation

LodeStar is the leading inflatable boat brand from the Far East. LodeStar has established a well-deserved reputation for **design and quality** that no other Far East brand has ever come close to reaching.

Due to an excellent dialogue between the factories and our customers, LodeStar has refined the art of finding **what boaters need** and building it at an **attractive price**. Listening to customers is the key to the success and growth of LodeStar.

LodeStar has experienced accelerated growth in the last years and is becoming an industry leader in several European markets.



## LodeStar



**Boat  
approved**



**Fabric  
approved**



**Factory approved  
ISO 9001:2000**

The LodeStar factories are second-to-none world wide and are highly automated with **strict control standards** that **guarantee constant quality**. Tests are performed to qualify each and every model. This is your assurance that they will run smoothly and comply with CE standards. The production processes and facilities of the LodeStar factories are all **fully ISO 9001:2000 certified**. The staff at the LodeStar facilities are the LodeStar pride and main resource. Work conditions are of the highest standards and an example for fair trade.




1986

1991

1996

2006






#### ABS laminated transom

The transoms of the LodeStar foldable range are laminated with marine quality ABS on both sides. The sealing prevents water entering, adhesion problems and transom delamination. The sealing guarantees **maximum durability without maintenance**.



#### Inside one way water drain

With the inside drain valve, there is **no more hanging overboard** and fumbling around behind the transom with the engine blocking your way. **You stay clean and dry** inside the boat where you operate the drain.



#### Fabric

LodeStar uses immensely strong 7 layer HAKU MEHLER® DURATEX HD™. The DECITEX 1100 is UV and abrasion resistant. We **guarantee the fabric for 5 years**.



#### Thermowelding

**THERMOWELDING® guarantees a constant quality** of the seam. Unlike the overlapping hand glue bonded seams, the THERMOWELDING® seam is **stronger than the material itself** and easy to repair.



#### LIFT 'N LOCK™

Protect your property: You might not be the only one who likes your LodeStar. To protect your boat, each foldable LodeStar has two stainless steel LIFT 'N LOCK tubes to **LOCK your LodeStar to your yacht or a dock**. The LIFT 'N LOCK tubes are placed in such a way that you can use them to **LIFT your LodeStar in a stable way** together with the two bow rings and secure your LodeStar in davits.



#### Warranty

LodeStar boats are built to last, to the **highest standards of quality, reliability and durability** for professionals and sporting enthusiasts. LodeStar offers a guarantee of five years on fabric and construction. **Our global network** ensures fast, first class service support wherever you are. Please see the warranty clauses for more details.




#### Ovoid Endcones - NEW for 2007

The new ovoid endcones provide better buoyancy than the traditional conical shape. This feature gives more buoyancy for heavier 4-stroke engines. Ovoid endcones are now standard on all models!



#### X-Stitch™ air floor

LodeStar's high-pressure AIRDECK™ provides **quick assembly and small storage space**. Thousands of X-stitched fibres give the LodeStar air deck **50% more rigidity** than traditional air floor systems and is superior to the classic wooden or slatted floors in both comfort and weight.



#### Honeycomb Thrust boards

A honeycomb thrust board pushes the keel down under the X-Stitch™ AIRDECK™ floor. **Honeycomb is light, maintenance free** and keeps the AIRDECK™ and boat bottom in the most efficient shape.

# Affordable basics

## Quick Roller

This classic, affordable LodeStar is updated with an X-stitch air floor. Most other manufacturers use cheaper slats in similar models. The X-stitch air-floor, however, gives a **solid and stable deck** plus the advantage of a roll-up that is fast to inflate and easy to use as **stow away yacht tender**.

**Aluminium seat**  
Light and maintenance-free.  
**No need to** varnish or paint the aluminium seat of your LodeStar.

**X-Stitch™ air floor**

**Inside one way water drain**

**ABS laminated transom**

**Track Skeg**  
To improve the **perfect drive** our customers expect from a LodeStar, we added skegs to give the boats that **special edge**. The skegs help to ensure that your LodeStar will move you where you want to go!

**LIFT-LOCK**



Quick Roller	190	230
Max load (kg)	276	325
Max hp	2.5	3.5
Max engine weight (kg)	18	18
Max persons	2	3
Length (cm)	190	230
Beam (cm)	120	137
Tube diameter (cm)	34	35
Weight (kg)	17	21



# Less is more

## Ultra Light

LodeStar Ultra Light inflatables are equipped with a high pressure AIRDECK™ and inflatable keel resulting in **extremely light boats**. They are specifically developed for easy transportation, compact storage, and combine low weight with **large diameter tubes** and high load capacity. They make an ideal tender that fits easily in a boat-locker or car-boot.



195  
220  
250

**Honeycomb Thrust Board**

**V-shape hull with integrated keel**

**Aluminium seat**  
Light and maintenance-free.  
**No need to** varnish or paint the aluminium seat of your LodeStar.

**Inside one way water drain**

**ABS laminated transom**

**X-Stitch™ air floor**

**Track Skeg**  
To improve the **perfect drive** our customers expect from a LodeStar, we added skegs to give the boats that **special edge**. The skegs help to ensure that your LodeStar will move you where you want to go!

**5 YEAR WARRANTY**

**LodeStar**

Ultra Light	195	220	250
Max load (kg)	350	376	422
Max hp	2.5	3.5	5
Max engine weight (kg)	18	18	26
Max persons	2	3	3
Length (cm)	195	220	250
Beam (cm)	136	143	143
Tube diameter (cm)	40	40	40
Weight (kg)	19	23	25

[www.marinepower.com](http://www.marinepower.com)

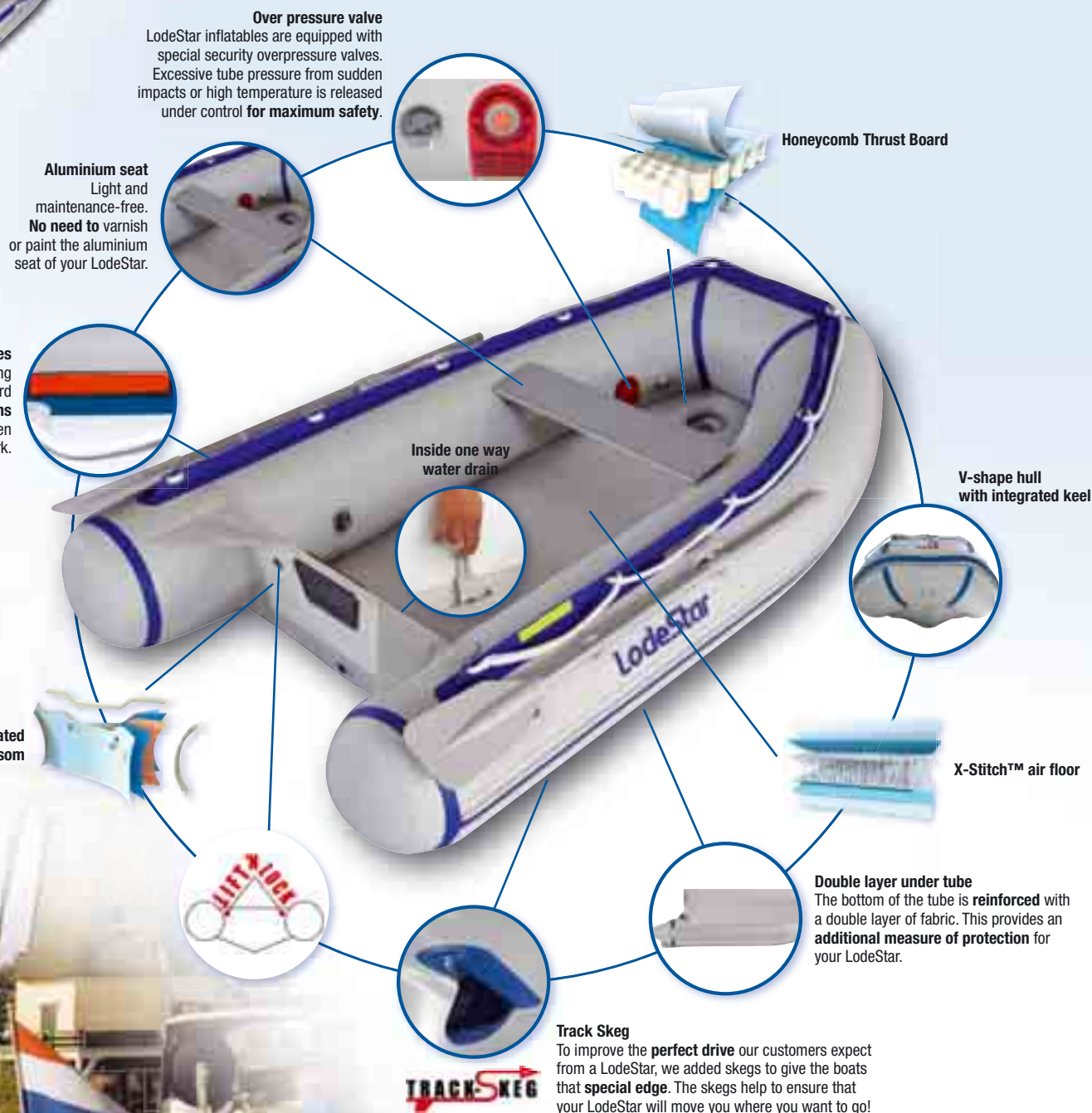


230  
260  
290  
320

# From ship to shore

## NSA

LodeStar NSA inflatables are the best-tested craft with a high pressure AIRDECK™ and inflatable keel. Low weight and ideal packing dimensions make LodeStar NSA an ideal tender for yachts and cruisers. **The luxurious looks, outstanding quality and unique features are second to none.**



NSA	230	260	290	320
Max load (kg)	376	422	474	532
Max hp	5	6	10	15
Max engine weight (kg)	26	26	42	55
Max persons	3	3+1	4	5
Length (cm)	230	260	290	320
Beam (cm)	143	143	143	151
Tube diameter (cm)	40	40	40	40
Weight (kg)	30	33	34	40

# The Foldable Rigid

## NSA 3D-V™

The LodeStar NSA 3D-V proves again that LodeStar is at the forefront of inflatable technology and design. The AIRDECK™ of the NSA 3D-V inflates into a **firm V-shape**. It leaves the bottom of the hull without wrinkles or air under the floor and gives RIB-like performances while staying as light and as easy to store as the NSA AIRDECK™ models.



230  
260  
290

**Honeycomb Thrust Board**



**Over pressure valve**

LodeStar inflatables are equipped with special security overpressure valves. Excessive tube pressure from sudden impacts or high temperature is released under control **for maximum safety**.



**Aluminium seat**  
Light and maintenance-free.  
**No need to varnish or paint** the aluminium seat of your LodeStar.



**Reflecting tapes**  
Red and green reflecting tapes on port and starboard sides **notify other captains** of your position when it is dark.



**Inside one way water drain**



**V-shape hull with integrated keel**



**ABS laminated transom**



**X-Stitch™ air floor**



**Double layer under tube**

The bottom of the tube is **reinforced** with a double layer of fabric. This provides an **additional measure of protection** for your LodeStar.



**Track Skeg**

To improve the **perfect drive** our customers expect from a LodeStar, we added skegs to give the boats that **special edge**. The skegs help to ensure that your LodeStar will move you where you want to go!



NSA 3D-V	230	260	290
Max load (kg)	376	422	474
Max hp	5	6	10
Max engine weight (kg)	26	26	42
Max persons	3	3+1	4
Length (cm)	230	260	290
Beam (cm)	143	143	143
Tube diameter (cm)	40	40	40
Weight (kg)	32	35	36





230  
260  
290  
320



# Classics forever

## NS

The LodeStar NS inflatables 230-320 offer robust **value for money**. Wooden floorboards **provide excellent stability** for all kinds of activity. Ideal for davits, or just on deck. They also make stable fishing boats and family sport boats.



NS	230	260	290	320
Max load (kg)	376	422	474	532
Max hp	5	6	10	15
Max engine weight (kg)	26	26	42	55
Max persons	3	3+1	4	5
Length (cm)	230	260	290	320
Beam (cm)	143	143	143	151
Tube diameter (cm)	40	40	40	40
Weight (kg)	47	52	57	63





# Durable reliability

## NS

Attractively styled in grey and blue, the NS 350, 380 and 430 models are equipped with **aluminium floorboards**, making them light, stable and maintenance free. Handles and lifelines around the boat give added security and offer easy access for swimmers. Lifeguards, divers and water-skiers choose these boats for **high strength, great navigation and maximum safety**.



350  
380  
430

**Easy Enter™**  
After swimming or skiing, Easy Enter makes your life easy. **No problem to enter the boat** with a tired body or a heavy wet suit.



### Over pressure valve

LodeStar inflatables are equipped with special security overpressure valves. Excessive tube pressure from sudden impacts or high temperature is released under control **for maximum safety**.



### Reflecting tapes

Red and green reflecting tapes on port and starboard sides **notify other captains** of your position when it is dark.



Aluminium floor

Inside one way water drain



ABS laminated transom



V-shape hull with integrated keel



### Double layer under tube

The bottom of the tube is **reinforced** with a double layer of fabric. This provides an **additional measure of protection** for your LodeStar.



### Track Skeg

To improve the **perfect drive** our customers expect from a LodeStar, we added skegs to give the boats that **special edge**. The skegs help to ensure that your LodeStar will move you where you want to go!



NS	350	380	430
Max load (kg)	700	760	980
Max hp	25	30	30
Max engine weight (kg)	75	85	85
Max persons	6	7	9
Length (cm)	350	380	430
Beam (cm)	181	181	196
Tube diameter (cm)	47	47	50
Weight (kg)	84	93	112

320  
350  
380  
430

# Razor sharp

## TriMAX 3D-V

The TriMAX with a 3D-V air floor is a total inflatable, high performance winner. The trimaran-like hull with speed tubes gives **hydrodynamic lift** allowing for high speeds. The special V-shape profiles on both sides of the **speed tubes** cut in the water and give cart-like grip.

**Reflecting tapes**  
Red and green reflecting tapes on port and starboard sides **notify other captains** of your position when it is dark.

**Over pressure valve**  
LodeStar inflatables are equipped with special security overpressure valves. Excessive tube pressure from sudden impacts or high temperature is released under control **for maximum safety.**

**Inside one way water drain**

**ABS laminated transom**

**Honeycomb Thrust Board**

**Easy Enter™**  
After swimming or skiing, Easy Enter makes your life easy. **No problem to enter the boat** with a tired body or a heavy wet suit (except on 320).

**X-Stitch™ air floor**



TriMAX 3D-V	320	350	380	430
Max load (kg)	532	700	760	980
Max hp	15	25	30	40
Max engine weight (kg)	55	75	85	110
Max persons	4+1	6	7	9
Length (cm)	320	350	380	430
Beam (cm)	151	181	181	196
Tube diameter (cm)	40	47	47	50
Weight (kg)	49	63	68	89

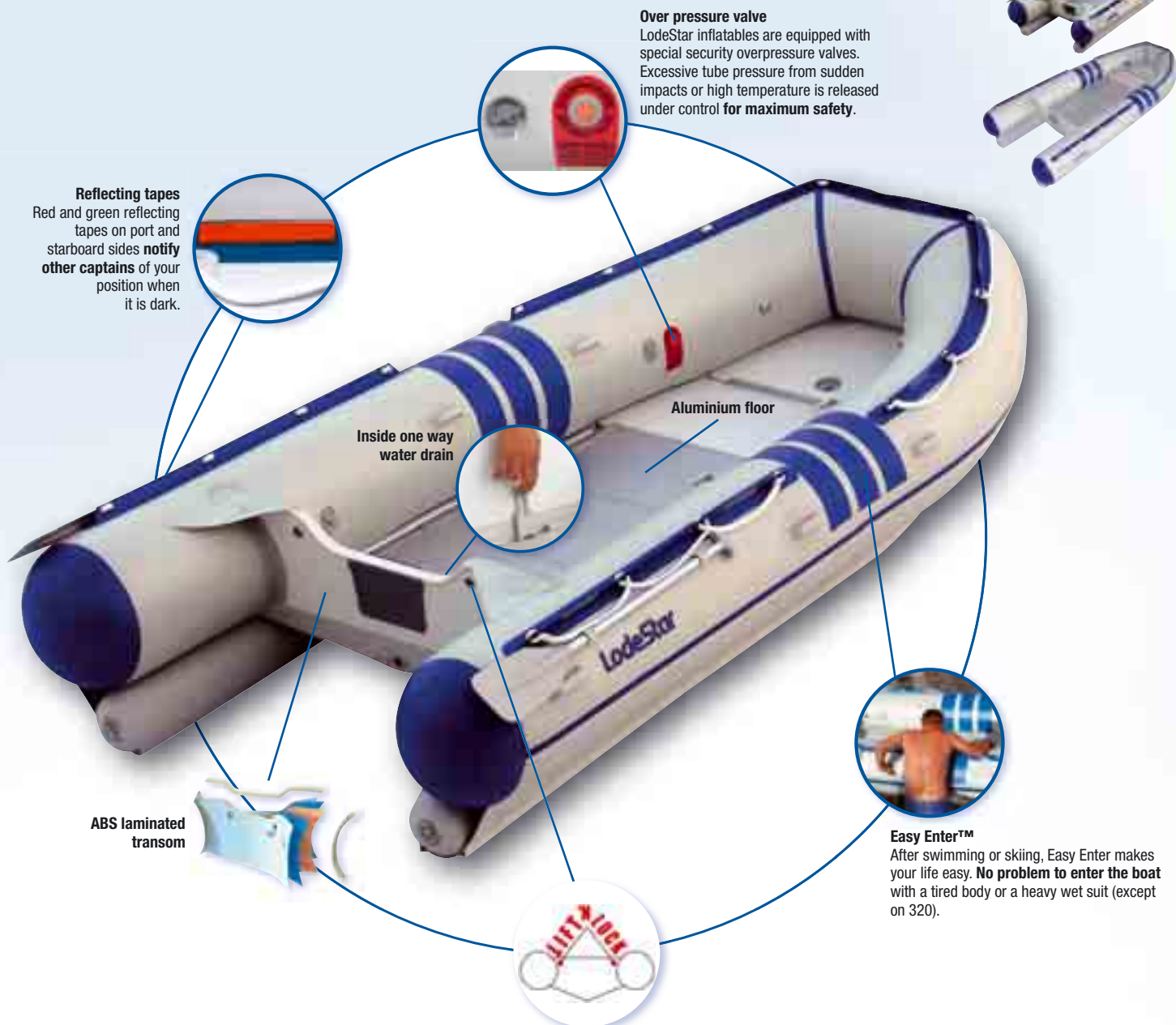




# Fast Foldable Fun

## TriMAX ALU

The TriMAX ALU boats feature aluminium floor boards plus a trimaran-like hull. This results in less drag and fast planing plus a sturdy floor structure. The heavy-duty aluminium floorboards also give **extra stability**. The excellent grip makes all TriMAX models the preferred sport boats that **pull water-skiers and wakeboarders** like specialized glass fibre boats.



320  
350  
380  
430  
530

SPEED-TUBES™



TriMAX ALU	320	350	380	430	530
Max load (kg)	532	700	760	980	1350
Max hp	15	25	30	40	50
Max engine weight (kg)	55	75	85	110	115
Max persons	4+1	6	7	9	12
Length (cm)	320	350	380	430	530
Beam (cm)	151	181	181	196	229
Tube diameter (cm)	40	47	47	50	60
Weight (kg)	72	89	99	117	172

[www.marinepower.com](http://www.marinepower.com)

# Advantages of both worlds

## RIB Open

Rigid Inflatable Boats (RIB's) give a **comfortable ride** unlike any other boat. **The tubes absorb the impact of waves** while the buoyancy of the multi-chamber air tube gives you the safety of an inflatable. **The light weight of a RIB means better fuel economy and quicker planing.** The air tubes give a RIB the maximum payload and combined with a deep V-shaped rigid hull give unparalleled performance. The air tube acts like an all-around fender protecting your yacht. Even the biggest brothers, the 350 and 410 can be carried on the roof of most cars making them easy to use as family sports boats.

### Plywood under RIB deck (to fit consoles and seats)

The 330-350-410 RIBs have Marine Plywood laminated under the deck for **easy installation of consoles and seats.**

### Over pressure valve

LodeStar inflatables are equipped with special security overpressure valves. Excessive tube pressure from sudden impacts or high temperature is released under control **for maximum safety.**

### RIB Bag and Boat Cover

OPEN RIB's are supplied with a storage bag which unzips into a boat cover in **less than a minute.**

### Easy Enter™

After swimming or skiing, Easy Enter makes your life easy. **No problem to enter the boat** with a tired body or a heavy wet suit (350-410 only).

### Double layer under tube

The bottom of the tube is reinforced with a double layer of fabric. This provides an **additional measure of protection** for your LodeStar.

### Reflecting tapes

Red and green reflecting tapes on port and starboard sides **notify other captains** of your position when it is dark.



RIB Open	260	310	330	350	410
Max load (kg)	444	528	565	700	980
Max hp	6	10	15	25	30
Max engine weight (kg)	26	42	55	75	85
Max persons	3+1	4+1	5	6	8
Length (cm)	260	310	330	345	410
Beam (cm)	149	149	159	170	180
Tube diameter (cm)	40	40	40	46	47
Weight (kg)	53	62	70	76	87





# Save weight, save fuel, add speed

## RIB Console

The LodeStar RIB Console hosts a range of **luxury features as standard**. Console, bench seat and sun deck are fitted with **ingeniously spacious lockers**. The deck and superstructure are mono block laminated and feature an already fitted steering gear. The RIB Console series is very suitable for days out on the water with family and friends.




450  
500  
600

**Over pressure valve**  
LodeStar inflatables are equipped with special security overpressure valves. Excessive tube pressure from sudden impacts or high temperature is released under control **for maximum safety**.



**Bow roller**



**Sundeck**



**Easy Enter™**

After swimming or skiing, Easy Enter makes your life easy. **No problem to enter the boat** with a tired body or a heavy wet suit.



RIB Console	450	500	600
Max load (kg)	750	850	1000
Max hp	40	60	115
Max engine weight (kg)	110	125	180
Max persons	8	11	12
Length (cm)	450	500	600
Beam (cm)	200	220	245
Tube diameter (cm)	49	56	56
Weight (kg)	266	285	392



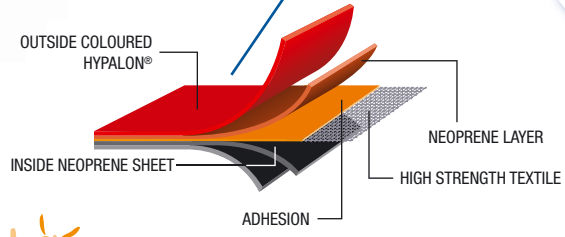
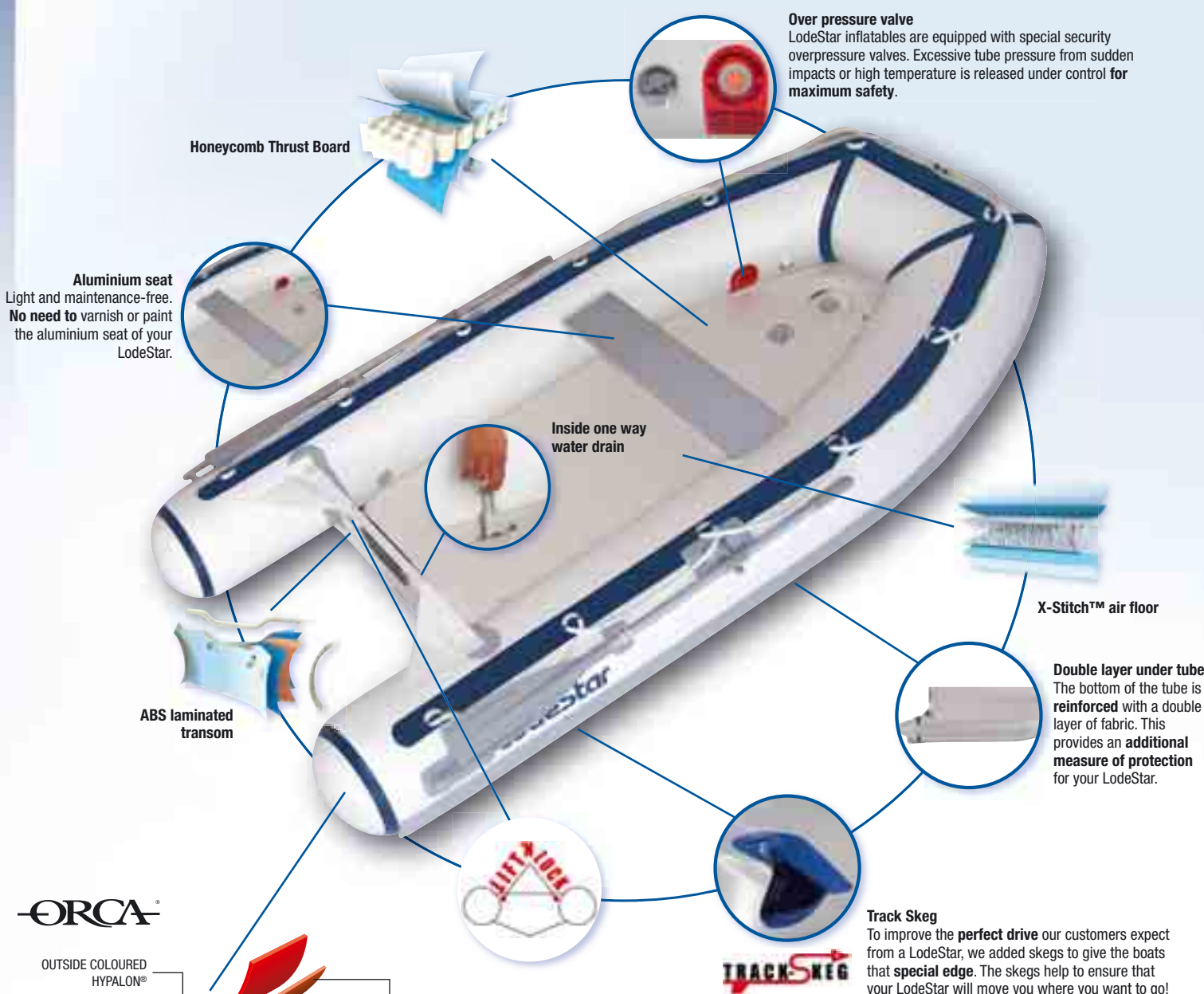
[www.marinepower.com](http://www.marinepower.com)



# Forever

## Hypalon

LodeStar HYPALON® inflatable boats are the high end choice for yacht tenders. They feature ORCA® HYPALON® chlorosulfonated polyethylene which ensures a longer life even in the harshest environments. The combination of a high tensile fabric and an outstanding coating produces a craft that is **virtually indestructible**. The fabric and seams of LodeStar HYPALON® boats are guaranteed for 10 years.



- Ultra violet light resistance
- Fire resistance
- Mechanical resistance
- Abrasion resistance
- Hydrocarbon resistance
- Extreme condition resistance
- Easy tube Repairs



Hypalon	230	260	290
Max load (kg)	376	422	474
Max hp	5	6	10
Max engine weight (kg)	26	26	42
Max persons	3	3+1	4
Length (cm)	230	260	290
Beam (cm)	143	143	143
Tube diameter (cm)	40	40	40
Weight (kg)	31	34	36



# Accessories

Ask your dealer for offering and availability.

## STORAGE & SEATING

### Storage Bags

You can never have too much storage space on board. The bow bag and the seat can be used in combination to maximize storage space.



### Inflatable seats

Inflatable seat and inflatable thwart seat roll give great comfort. The seats absorb impacts and the luxurious inflatable seat gives backrest and can be turned into a sun deck.



## COVERS

### Boat Cover

Protect your valuable LodeStar! Take care it stays clean and make it last longer. A must to have!



## AIR PUMPS



### Bravo Automatic Inflator & Deflator

Works off a car battery to provide you with up to 300mb of pressure. Auto shutoff prevents over-pressure. Supplied complete with universal adaptors, including valve and battery connectors.

62-803905 (12v) 62-809685 4 (adapter set)

Features an automatic shutoff when pressure reaches 200 mb, with manual override for additional pressure if needed.

62-877364 (220v) 62-809685 4 (adapter set)



### QS Double Action Air Pump

An easy-to-use, hand pump that's much faster than a standard foot pump. Either use single action, which pumps when pushing, or double action, which pumps when pushing and pulling. QS, HR and Valiant adaptors and pressure gauge are also included.

62-889345Q01

62-889347 (3 adapter set)

## LIGHTING

### Clamp-On Stern Light

Attwood® 61cm high all-around light for inflatables and other small craft which do not have permanently mounted navigation lights.

67-808768



### Combination Bow Light

Battery-operated Attwood bow light with attachment base, designed for inflatables or other surfaces where screws cannot be used.

67-808766

## TRAILERING



### Dinghy Dolly Launching Wheels

Wheels roll easily over firm surfaces and tuck out of the way once the boat is out of the water.

62-808606A1

## FUEL TANK



### Fuel Tank Hold-Down Kit

Made with polypropylene strapping for superior strength. Quick-release buckles simplify replacement of the tank.

62-809610

## ENGINE



### Spray Deflector

Helps prevent spray from entering your boat. Easy to install.

62-809728A1



### Easy Lift Motortote

Fitting outboard engines up to 15HP (11.2kW) and able to be left in place permanently, this is a secure handle for raising and lowering the engine.

62-809630



### Smart Tabs

Smart tabs are completely automatic requiring no operator adjustment while underway. The nitrogen Gas Actuator provides LIFT at the stern of the boat by holding the trim plate down during acceleration. The amount of LIFT is determined by the actuator load rating and the trim plate adjustment, which is done at the time of installation.

See dealer for details.

SPECIFICATIONS	MODEL	CE DESIGN CATEGORY	PART NUMBERS	BAGGED DIMENSIONS (cm)	MAX LOAD (kg)	MAX HP (all short shaft*)	MAX ENGINE WEIGHT (kg)	MAX PERSONS	NUMBER OF AIR CHAMBERS				
										a (cm)	b (cm)	c (cm)	d (kg)
Quick Roller	Quick Roller 190	D	AA190002N	90 x 52 x 24	276	2.5	18	2	2+1	190	120	34	17
	Quick Roller 230	D	AA230012N	90 x 55 x 24	325	3.5	18	3	3+1	230	137	35	21
Ultra Light	Ultra Light 195	D	AA200022N	90 x 40 x 25	350	2.5	18	2	2+1+1	195	136	40	19
	Ultra Light 220	D	AA220002N	100 x 70 x 25	376	3.5	18	3	3+1+1	220	143	40	23
	Ultra Light 250	D	AA250014N	100 x 60 x 26	422	5	26	3	3+1+1	250	143	40	25
NSA	NSA 230	D	AA230010N	100 x 60 x 26	376	5	26	3	3+1+1	230	143	40	30
	NSA 260	D	AA260018N	100 x 70 x 28	422	6	26	3+1	3+1+1	260	143	40	33
	NSA 290	D	AA290011N	100 x 53 x 40	474	10	42	4	3+1+1	290	143	40	34
	NSA 320	C	AA320015N	110 x 60 x 35	532	15	55	5	3+1+1	320	151	40	40
NSA 3D-V	NSA 3D-V 230	D	AA230011N	100 x 60 x 28	376	5	26	3	3+1+1	230	143	40	32
	NSA 3D-V 260	D	AA260019N	100 x 70 x 30	422	6	26	3+1	3+1+1	260	143	40	35
	NSA 3D-V 290	D	AA290012N	100 x 53 x 40	474	10	42	4	3+1+1	290	143	40	36
NS	NS 230	D	AA230009N	100 x 60 x 26	376	5	26	3	3+1	230	143	40	47
	NS 260	D	AA260017N	100 x 70 x 28	422	6	26	3+1	3+1	260	143	40	52
	NS 290	D	AA290010N	100 x 53 x 25 + 82 x 60 x 12	474	10	42	4	3+1	290	143	40	57
	NS 320	C	AA320014N	100 x 60 x 26 + 88 x 60 x 12	532	15	55	5	3+1	320	151	40	63
	NS 350	C	AA350010N	127 x 68 x 30 + 102 x 63 x 12	700	25	75	6	3+1	350	181	47	84
	NS 380	C	AA380049N	127 x 70 x 30 + 102 x 63 x 12	760	30	85	7	3+1	380	181	47	93
	NS 430	C	AA430031N	137 x 70 x 45 + 113 x 71 x 14	980	30	85	9	4+1	430	196	50	112
TriMAX 3D-V	TriMAX 3D-V 320	C	AA320016N	110 x 65 x 35	532	15	55	4+1	3+2+2	320	151	40	49
	TriMAX 3D-V 350	C	AA350011N	127 x 68 x 35	700	25	75	6	3+2+2	350	181	47	63
	TriMAX 3D-V 380	C	AA380050N	127 x 70 x 35	760	30	85	7	3+2+2	380	181	47	68
	TriMAX 3D-V 430	C	AA430033N	142 x 75 x 40	980	40	110	9	4+2+2	430	196	50	89
TriMAX ALU	TriMAX ALU 320	C	AA320017N	110 x 65 x 35 + 88 x 60 x 12	532	15	55	4+1	3+1+2	320	151	40	72
	TriMAX ALU 350	C	AA350012N	127 x 70 x 35 + 102 x 68 x 12	700	25	75	6	3+1+2	350	181	47	89
	TriMAX ALU 380	C	AA380051N	127 x 70 x 40 + 106 x 68 x 14	760	30	85	7	3+1+2	380	181	47	99
	TriMAX ALU 430	C	AA430034N	142 x 75 x 45 + 106 x 68 x 14	980	40	110	9	4+1+2	430	196	50	117
	TriMAX ALU 530	C	AA530016N	154 x 75 x 50 + 135 x 72 x 17	1350	50	115	12	5+1+2	530	229	60	172
RIB Open	RIB 260 Open	D	AA260020N	215 x 100 x 45	444	6	26	3+1	3	260	149	40	53
	RIB 310 Open	C	AA310045N	240 x 105 x 45	528	10	42	4+1	3	310	149	40	62
	RIB 330 Open	C	AA330008N	250 x 105 x 45	565	15	55	5	3	330	159	40	70
	RIB 350 Open	C	AA360002N	300 x 110 x 58	700	25	75	6	3	345	170	46	76
	RIB 410 Open	C	AA430032N	320 x 110 x 65	980	30	85	8	4	410	180	47	87
RIB Console	RIB 450 Console	C	AA470002N	-	750	40	110	8	5	450	200	49	266
	RIB 500 Console	C	AA510002N	-	850	60	125	11	5	500	220	56	285
	RIB 600 Console	C	AA600004N	-	1000	115	180	12	5	600	245	56	392
Hypalon	Hypalon 230	D	AA230008N	100 x 60 x 26	376	5	26	3	3+1+1	230	143	40	31
	Hypalon 260	D	AA260016N	100 x 70 x 28	422	6	26	3+1	3+1+1	260	143	40	34
	Hypalon 290	D	AA290009N	100 x 53 x 40	474	10	42	4	3+1+1	290	143	40	36

\* Except 450 models and up: Long shaft.



The quality system of  
Marine Power Europe Inc  
is ISO 9001:2000 certified



The LodeStar factory  
is ISO 9001:2000 certified.

www.marinepower.com

© M.P.E. 2006 PPH GB PRINTED IN BELGIUM 90-899316-07

Mercury Marine continuously explores means to improve the products it designs, manufactures and distributes. Changes to the specifications of its engines, boats and accessories are ongoing. Every effort is made to produce sales and service literature which is current. This brochure should not be regarded as a precise guide to the latest specifications. This brochure is also not an offer for sales of any particular engine, boat, or accessory. Distributors and dealers are not agents of Mercury Marine and they have no authority to bind Mercury Marine by any express undertaking or representation, including but not limited to representations of a product, sales, applications, or service nature. Some of the boats in this catalogue are equipped with optional accessories. Please see your dealer for details.