



2007

ARVOR

www.marinepower.com



2007

ARVOR

250 AS 230 AS 215 AS 210 215 190

Discover ARVOR, first in the water, last out of the water.

These quality boats from ARVOR have everything to make even the most demanding fisherman happy. These fast semi-planing boats have keels with stainless steel protection strips and a propeller shield adds further protection for the prop and rudder.

For your comfort and safety all Arvor boats are equipped with:

- An epoxy propeller tube which is fully embedded in the skeg - by far the most leak-resistant construction method. It is much stronger than simply bonding the tube at either end, a hidden cheaper but weaker way of building boats.
- A stainless steel bar which connects the bottom of the propeller protection shoe to the bottom of the rudder. This prevents loose ropes or stray nets from being snagged by the rudder.
- Hydraulic steering.





The Arvor family includes the 190, 210, 215, 215 AS, 230 AS and 250 AS – all multi-purpose boats ideally suited to the needs of fishing and fishermen.



The 3 assymetric models (215 AS, 230 AS and 250 AS) offer an offset cabin for easy access forward. Original and particularly attractive is the AS family with a burgundy hull!

- Arvor boats are equipped with inboard Cummins MerCruiser Diesel or Volkswagen Marine engines for excellent reliability, superior quality and flawless performance that will ensure you hours of carefree cruising!
- For those who want a full specification, all boats can be equipped with a Navman 6600 Track Fish which offers a combined GPS chart plotter, depth sounder and fish finder.



Your guarantee for great fishing.


Contents

Introduction	2-3	215 AS	8-9	190	14-15
250 AS	4-5	215	10-11	Specifications	16
230 AS	6-7	210	12-13		



ARVOR 250 AS





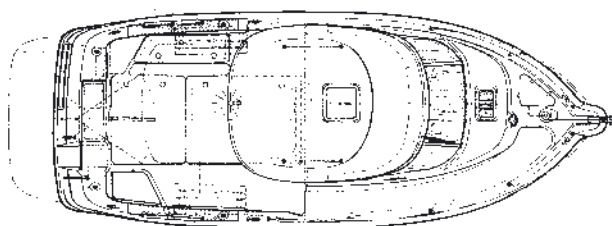
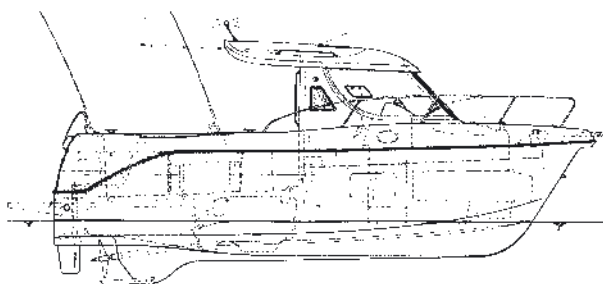
Enjoy your fishing in space, comfort and style.

A standard bow thruster makes manoeuvring in port easier than ever. Standard trim tabs make it easy to adjust your ship for different loads and sea conditions.

A sink, cooker and table means that you can cook and eat your catch right on board. The head is neatly hidden below the steering position. The big, open deck gives plenty of room to move around and still leaves space for storage lockers aft and fold-down wooden side seats. The transom features an original livewell with an aquarium-style window placed at waist height and equipped with an electric pump for seawater circulation. Further aft, the standard stern platform makes access easy and includes an auxiliary outboard engine bracket.

This boat is equipped with a six-cylinder turbocharged 230HP (169kW) Cummins MerCruiser Diesel engine. It combines the quiet, virtually smoke-free, smooth performance of a traditional gasoline engine with the sheer power and durability of a diesel.

Also available in Deluxe version (see your dealer for more details).



Main Specifications

Overall length with platform	8.30 m
Length of the hull*	7.49 m
Max beam	2.93 m
Draft	0.88 m
Weight of the boat (including heaviest engine)	2775 kg
Fuel tank (litres)	300
Max HP/kW	230/172
Number of persons	8
CE Category	"B"

* ISO 8666

2007

ARVOR 230 AS



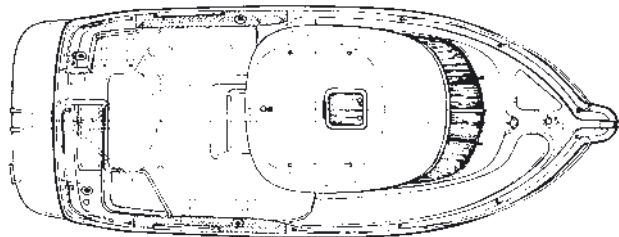
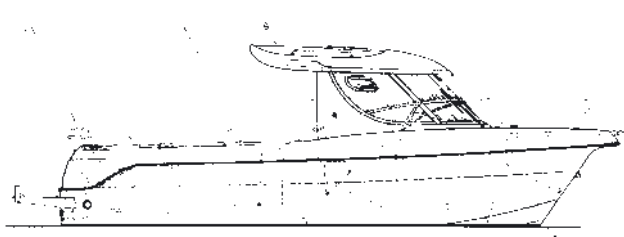


Enjoy more time on the water and more fish in the livewell.

The Arvor 230 AS is a smaller sister to the popular Arvor 250 AS. There is a spacious cabin, a V-berth and a chemical WC is provided standard. The 230 AS has a galley to port and a dining table in the cabin so you can cook and eat the catch of the day as soon as it comes on board! Standard trim tabs make it easy to adjust your ship for different loads and sea conditions.

Like the 250 AS, a livewell is set at waist height at the stern with an aquarium-style window for the entertainment of passengers. Rod holders, stainless steel net rollers, wooden gunwale inserts and fold-down wooden benches are all standard. A standard transom door gives access to the stern platform.

Standard power is from Volkswagen Marine's five-cylinder 150HP (111.9kW) turbocharged marine diesel.



Main Specifications

Overall length with platform	7.30 m
Length of the hull*	6.71 m
Max beam	2.78 m
Draft	0.86 m
Weight of the boat (including heaviest engine)	1980 kg
Fuel tank (litres)	135
Max HP/kW	150/112
Number of persons	6
CE Category	"C"

* ISO 8666

2007

ARVOR 215 AS

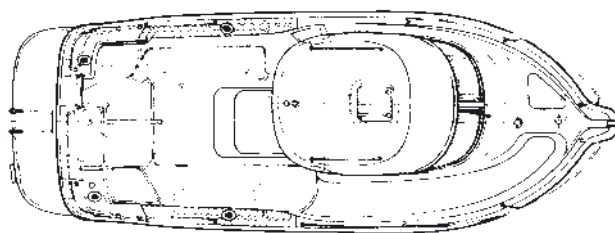




On-board comfort for better offshore sport.

The Arvor 215 AS maintains spaciousness below decks while ensuring a generous passage forward thanks to its offset cabin. It has the new aquarium-style livewell as standard.

Heat up a quick cup of tea or soup on the standard cooker. A completely counter moulded cockpit is easy to wash down and helps keep your boat looking like new. Multiple storage compartments keep your gear organised. Hydraulic steering makes driving a true pleasure.



Main Specifications

Overall length with platform	6.88 m
Length of the hull*	6.36 m
Max beam	2.54 m
Draft	0.75 m
Weight of the boat (including heaviest engine)	1650 kg
Fuel tank (litres)	90
Max HP/kW	100/75
Number of persons	6
CE Category	"C"

* ISO 8666

2007

ARVOR 215

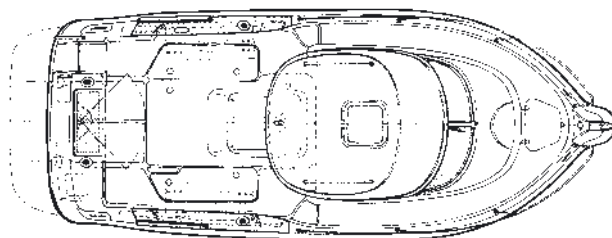
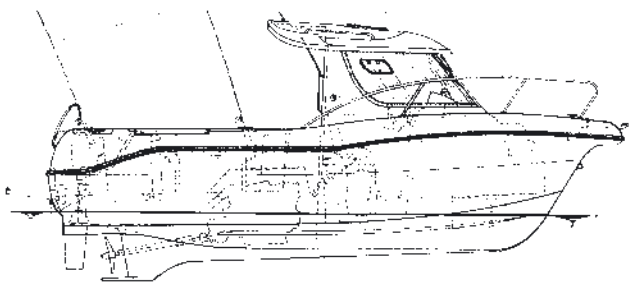




All weather fun, sport and comfort.

The Arvor 215 has a large cockpit with standard wooden benches, a livewell, rodholders and convenient handrails and bowrails that provide secure passage forward. The sliding door gives easy access to the cabin, which offers plenty of lockers and storage compartments to keep the place tidy and belongings dry. The hatch on the roof and the wide windscreen ensure lots of light and a panoramic view.

Other standard equipment includes boarding ladder, bathing platform, electric bilge pump and electric windscreen wipers.



Main Specifications


Overall length with platform	6.88 m
Length of the hull*	6.33 m
Max beam	2.54 m
Draft	0.75 m
Weight of the boat (including heaviest engine)	1600 kg
Fuel tank (litres)	90
Max HP/kW	100/75
Number of persons	6
CE Category	"C"

* ISO 8666

2007

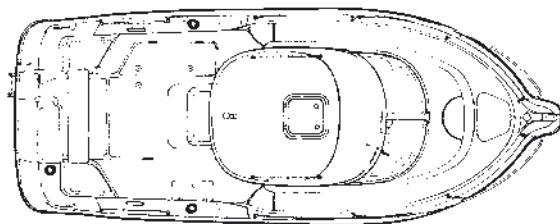
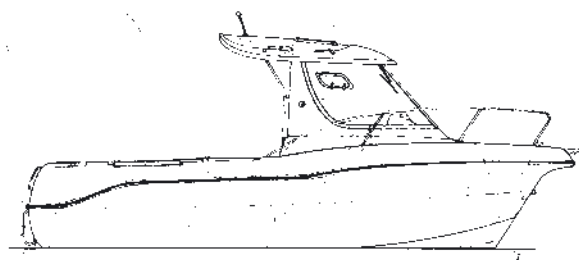
ARVOR 210





Broaden your fishing horizons.

The Arvor 210 has a spacious cockpit, standard rod holders, a seawater livewell and 2 fold-down lateral benches. It benefits from a sliding door with level deck for easy and direct cockpit access from the steering position. Even with the door closed for bad weather, there is ample light into the cabin. Loads of storage room is hidden under the cushions. The standard stern platform makes this boat even more spacious.



Main Specifications

Overall length with platform	6.88 m
Length of the hull*	6.33 m
Max beam	2.54 m
Draft	0.70 m
Weight of the boat (including heaviest engine)	1640 kg
Fuel tank (litres)	90
Max HP/kW	100/75
Number of persons	6
CE Category	"C"

* ISO 8666

2007

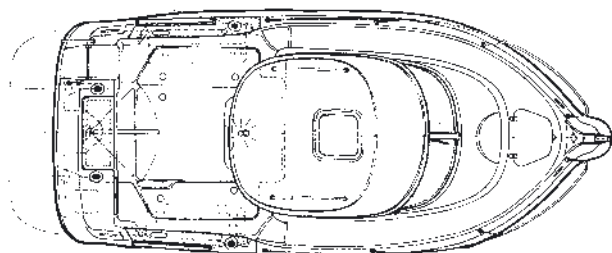
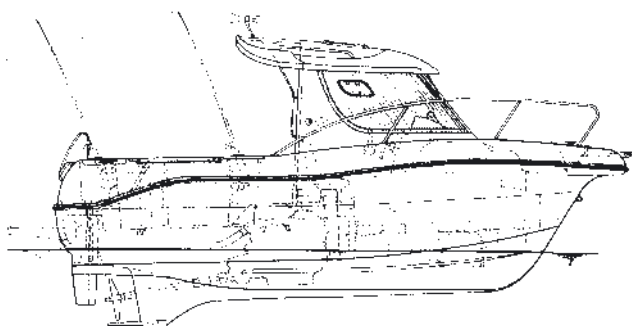
ARVOR 190





Great sport starts with a great boat.

The 190 features a transom door for easy access to the stern and an opening window in the spacious cabin gives fresh air to the skipper. This favourite includes standard wooden benches, stern platform with outboard motor mount, a livewell, a swim-ladder plus a pushpit for additional security.



Main Specifications

Overall length with platform	6.30 m
Length of the hull*	5.74 m
Max beam	2.54 m
Draft	0.74 m
Weight of the boat (including heaviest engine)	1470 kg
Fuel tank (litres)	90
Max HP/kW	75/56
Number of persons	6
CE Category	"C"

* ISO 8666

EQUIPMENT	Arvor 250 AS	Arvor 230 AS	Arvor 215 AS	Arvor 215	Arvor 210	Arvor 190
Navman 6600 Track Fish	O	O	O	O	O	O
Bow thruster	*					
Hydraulic Steering	*	*	*	*	*	*
Hydraulic & trim flaps	*	*				
Number of settee/berth with mattress with lockers under	2	2	1	2	2	2
Electric windscreen wiper	*	*	*	*	*	*
Number of opening deck hatches	2	1	1	1	1	1
2 rod holders, 2 stainless steel gunwale rollers	*	*	*	*	*	*
Number of cockpit lockers	3	3	3	2	3	2
Livewell with inlet and outlet salt water					*	
Livewell with electrical pump	*	*	*	*		*
Stainless steel pushpit	*	*	*	*	*	*
Stainless steel pulpit	*	*	*	*	*	*
2 cockpit benches	*	*	*	*	*	*
Stainless steel keel protection	*	*	*	*	*	*
Emergency tiller, boat hook storage rack	*	*	*	*	*	*
Mooring cleats: 1 bow, 2 stern	*	*	*	*	*	*
Galley: fresh water, burner, cooker, storage	*	*				
One burner cooker			*			
Table	*	*				
Enclosed toilet with chemical WC	*					
Chemical WC		*	*			
Compass	*	*	*	*	*	*
Anchor davit, anchor locker	*	*	*	*	*	*
Interior light	*	*	*	*	*	*
Navigation and mooring lights	*	*	*	*	*	*
Stainless steel handrails on top and back of cabin	*	*	*	*	*	*
Opening port on starboard window	*	*	*	*	*	*
Hatch on pilothouse roof	*	*	*	*	*	*
Stern platform + stainless steel boarding ladder + outboard bracket	*	*	*	*	*	*
2 electric bilge pumps	*	*	*	*	*	*
Transom door	*	*	*	*	*	*
Wheelhouse : electric switch panel with circuit breakers, full engine instrumentation, fuel level gauge		*	*	*	*	*
Wheelhouse: electric switch panel with circuit breakers, hydraulic steering system, gauge indicator, full engine instrumentation	*					
Trolling valve: controlled for the helm	230 HP	150 HP	100 HP	100 HP	100 HP	75 HP

* Standard "O" Optional

Some pictures show optional equipment - check with your dealer for full details.

ARVOR
www.marinepower.com

Arvor boats are designed under the direction of Marine Power Europe by Jacek Centkowski, Naval Architect.



The quality system of
Marine Power Europe Inc
is ISO 9001:2000 certified

Arvor is part of the family
BRUNSWICK

© M.P.E. 2006 PPH GB PRINTED IN BELGIUM 90-899023-07

Mercury Marine continuously explores means to improve the products it designs, manufactures and distributes. Changes to the specifications of its engines, boats and accessories are ongoing. Every effort is made to produce sales and service literature which is current. This brochure should not be regarded as a precise guide to the latest specifications. This brochure is also not an offer for sales of any particular engine, boat, or accessory. Distributors and dealers are not agents of Mercury Marine and they have no authority to bind Mercury Marine by any express undertaking or representation, including but not limited to representations of a product, sales, applications, or service nature.