



2006



Arvor.
Your guarantee for great fishing.

2006

ARVOR

NAVMAN

Arvor recommend and fit Navman's innovative and user friendly marine electronics products, which include; Chartplotters, Fishfinders, VHF, instruments, fuel computing and VHF. Navman products also offer unique integration with Mercury engines and can display SmartCraft™ real-time engine, boat and environmental data on Navman products such as the FISH 4380 Fishfinder and the TRACKFISH 6600 combination Chartplotter and Fishfinder.



SmartCraft™ Feature Table

TRACKFISH 6600

Real-time boat diagnostics from over 40 sensors	✓
RPM, engine temperature, oil level, temperature and pressure	✓
Fuel Flow, fuel remaining and fuel consumption	✓
Trim angle and steering angle	✓
Water, waste, fuel and oil levels	✓
Troll control (marine equivalent of cruise control)	✓
Digital engine tachometer input included	✓
Single or dual engine	✓
Intelligent system for automatic configuration	✓





250 AS 230 AS 215 AS 210 215 190

The Arvor range for 2006 completes the restyling initiative begun last year, with the symmetric models of the range, the 190, 210 and 215 now featuring burgundy accents in the upholstery, rubstrake and markings.

- The AS family includes the 215 AS, 230 AS and 250 AS. An offset cabin for easy access forward is the defining characteristic that differentiates these 3 boats from the rest of the range. Original and particularly attractive is the AS family with a burgundy hull! The complete line includes the 190, 210, 215, 215 AS, 230 AS and 250 AS – all multi-purpose boats ideally suited to the needs of fishing and fishermen.
- Arvor boats are equipped with inboard diesel CMD or Volkswagen marine engines for excellent reliability, superior quality and flawless performance that will ensure you hours of carefree cruising!
- To add to the finishing of the line, all boats can be equipped with Navman 6600 Track Fish: combined GPS chart plotter, depth sounder and fish finder.

These quality boats from ARVOR have everything to make even the most demanding fisherman happy. These fast semi-planing boats have keels with stainless steel protection strips and a propeller shield adds further protection for the prop and rudder.

For your comfort and safety all Arvor boats are equipped with hydraulic steering. Discover ARVOR. Have a fair wind and great sport.


Contents

Introduction	2-3
250 AS	4-5
230 AS	6-7
215 AS	8-9
215	10-11
210	12-13
190	14-15
Specifications	16

2006

ARVOR 250 AS

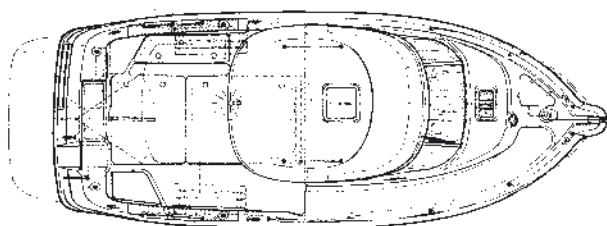
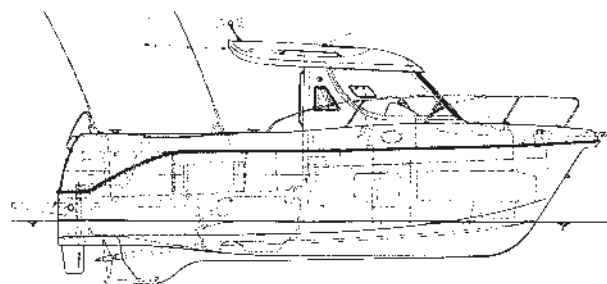




Enjoy your fishing in space, comfort and style.

A standard bow thruster makes maneuvering in port easier than ever. New for 2006, standard trim tabs make it easy to adjust your ship for different loads and sea conditions.

A sink, cooker and table means that you can cook and eat your catch right on board. The head is neatly hidden below the steering position. The big, open deck gives plenty of room to move around and still leaves space for storage lockers aft and fold-down wooden side seats. The transom features an original livewell with an aquarium-style window placed at waist height and equipped with an electric pump for seawater circulation. Further aft, the standard stern platform makes access easy and includes an auxiliary outboard engine bracket.



Main Specifications

Overall length with platform	8.30 m
Length of the hull*	7.49 m
Beam	2.93 m
Draft	0.93 m
Weight of the boat (including heaviest engine)	2775 kg
Fuel tank (litres)	300
Max HP/kW	230/172
Number of persons	8
CE Category	"B"

* ISO 8666

2006

ARVOR 230 AS



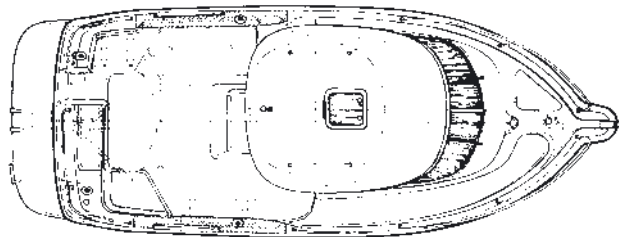
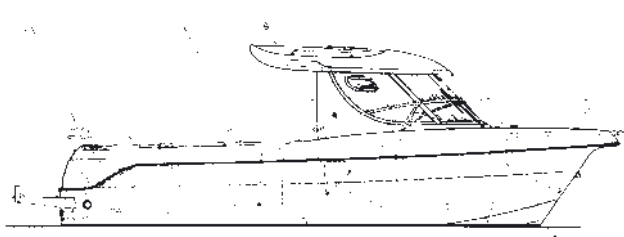


Enjoy more time on the water and more fish in the livewell.

The Arvor 230 AS is a smaller sister to the popular Arvor 250 AS. There is a spacious cabin, a V-berth and a chemical WC is provided standard. The 230 AS has galley to port and a dining table in the cabin so you can cook and eat the catch of the day as soon as it comes on board! New for 2006, standard trim tabs make it easy to adjust your ship for different loads and sea conditions.

Like the 250 AS, a livewell is set at waist height at the stern with an aquarium-style window for the entertainment of passengers. Rod holders, stainless steel net rollers, wooden gunwale inserts and fold-down wooden benches are all standard. A standard transom door gives access to the stern platform.

Standard power is from Volkswagen's new five-cylinder 150HP (111.9kW) turbocharged marine diesel.



Main Specifications

Overall length with platform	7.30 m
Length of the hull*	6.71 m
Beam	2.78 m
Draft	0.90 m
Weight of the boat (including heaviest engine)	1980 kg
Fuel tank (litres)	135
Max HP/kW	150/112
Number of persons	6
CE Category	"C"

* ISO 8666

2006

ARVOR 215 AS

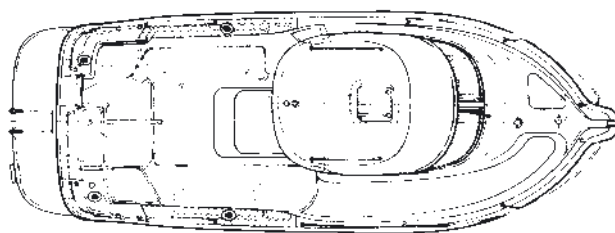




On-board comfort for better offshore sport.

The Arvor 215 AS maintains spaciousness below decks while ensuring a generous passage forward thanks to its offset cabin. It has the new aquarium-style livewell as standard.

Heat up a quick cup of tea or soup on the standard cooker. A completely counter moulded cockpit is easy to wash down and helps keep your boat looking like new. Multiple storage compartments keep your gear organized. Hydraulic steering makes driving a true pleasure.



Main Specifications

Overall length with platform	6.88 m
Length of the hull*	6.36 m
Beam	2.54 m
Draft	0.75 m
Weight of the boat (including heaviest engine)	1650 kg
Fuel tank (litres)	90
Max HP/kW	100/75
Number of persons	6
CE Category	"C"

* ISO 8666

2006

ARVOR 215

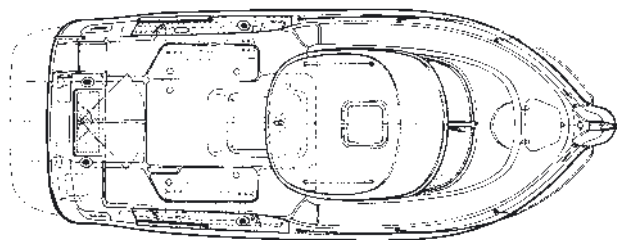
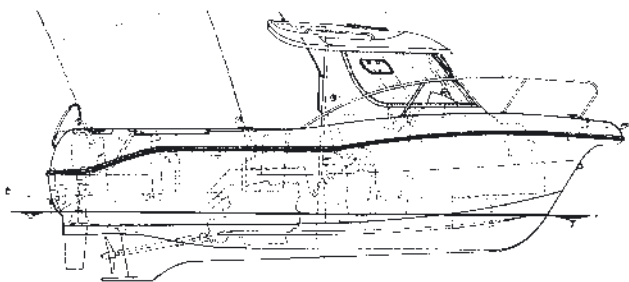




All weather fun, sport and comfort.

The Arvor 215 has a large cockpit with standard wooden benches, the livewell, rodholders and convenient handrails and bowrails that provide secure passage forward. The sliding door gives easy access to the cabin, which offers plenty of lockers and storage compartments to keep the place tidy and belongings dry. The hatch on the roof and the wide windscreen ensure lots of light and a panoramic view.

Other standard equipment include boarding ladder, bathing platform, electric bilge pump and electric windscreen wipers. Teak laminate floor in the cockpit is optional.



Main Specifications


Overall length with platform	6.88 m
Length of the hull*	6.36 m
Beam	2.54 m
Draft	0.75 m
Weight of the boat (including heaviest engine)	1600 kg
Fuel tank (litres)	90
Max HP/kW	100/75
Number of persons	6
CE Category	"C"

* ISO 8666

2006

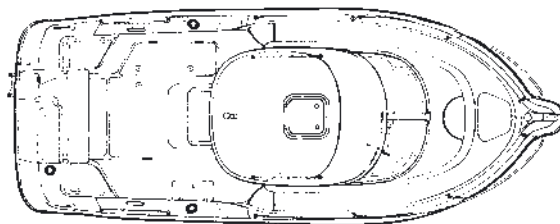
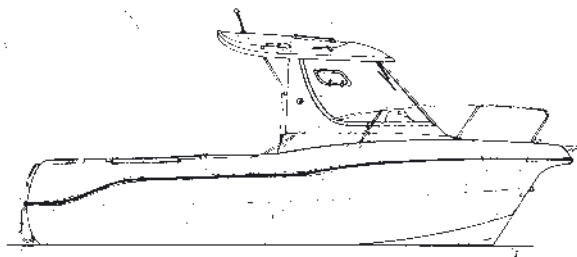
ARVOR 210





Broaden your fishing horizons.

The Arvor 210 has a spacious cockpit, standard rod holders, a seawater livewell and 2 fold-down lateral benches. The 210 benefits from a sliding door for direct cockpit access from the steering position. Even with the door closed for bad weather there is ample light into the cabin. Loads of storage room is hidden under the cushions. The standard stern platform makes this boat even more spacious.



Main Specifications


Overall length with platform	6.88 m
Length of the hull*	6.36 m
Beam	2.54 m
Draft	0.75 m
Weight of the boat (including heaviest engine)	1640 kg
Fuel tank (litres)	90
Max HP/kW	100/75
Number of persons	6
CE Category	"C"

* ISO 8666

2006

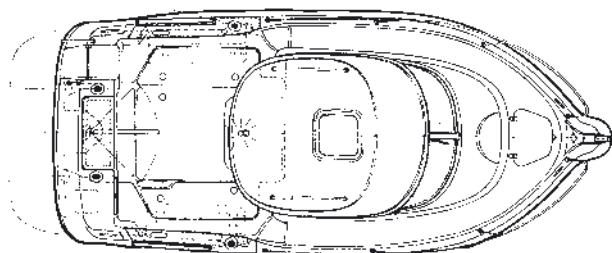
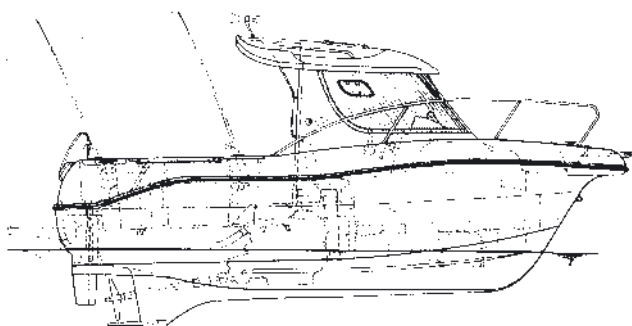
ARVOR 190





Great sport starts with a great boat.

The 190 features a transom door for easy access to the stern and an opening window in the spacious cabin gives fresh air to the skipper. This favorite includes standard wooden benches, stern platform with outboard motor mount, the livewell, a swim-ladder plus a pushpit for additional security.



Main Specifications

Overall length with platform	6.30 m
Length of the hull*	5.74 m
Beam	2.54 m
Draft	0.77 m
Weight of the boat (including heaviest engine)	1470 kg
Fuel tank (litres)	90
Max HP/kW	75/56
Number of persons	6
CE Category	"C"

* ISO 8666

EQUIPMENT	Arvor 250 AS	Arvor 230 AS	Arvor 215 AS	Arvor 215	Arvor 210	Arvor 190
Navman 6600 Track Fish	O	O	O	O	O	O
Bow thruster	*					
Hydraulic Steering	*	*	*	*	*	*
Hydraulic flaps	*	*				
One settee/berth with mattress, lockers under			*			
Two settee/berths with mattress, lockers under	*	*		*	*	*
Electric windscreen wiper	*	*	*	*	*	*
2 opening deck hatches	*					
Rod holders, 2 stainless steel gunwale rollers	*	*	*	*	*	*
2 cockpit lockers				*		*
3 cockpit lockers	*	*	*		*	
Fish box with salt water inlet and outlet					*	
Fish box with electrical pump	*	*	*	*		*
Stainless steel pushpit	*	*	*	*	*	*
Stainless steel pulpit	*	*	*	*	*	*
Removable fibreglass cockpit bench		*	*		*	
2 cockpit benches	*	*	*	*	*	*
Stainless steel keel protection	*	*	*	*	*	*
Emergency tiller, boat hook storage rack	*	*	*	*	*	*
Mooring cleats: 1 bow, 2 stern	*	*	*	*	*	*
Counter moulded cockpit		*	*	*	*	*
Galley: fresh water, burner, cooker, storage	*	*				
One burner cooker			*			
Enclosed toilet with chemical WC	*					
Chemical WC	*	*				
Compass	*	*	*	*	*	*
Anchor davit, anchor locker	*	*	*	*	*	*
Stainless steel boarding ladder	*	*	*	*	*	*
Interior light	*	*	*	*	*	*
Navigation and mooring lights	*	*	*	*	*	*
Stainless steel handrails on top and back of cabin	*	*	*	*	*	*
Opening port on starboard window	*	*	*	*	*	*
Hatch on pilothouse roof	*	*	*	*	*	*
Stern platform + stainless steel boarding ladder + outboard bracket	*	*	*	*	*	*
Electric bilge pump	2	2	2	2	2	2
Transom door	*	*	*	*	*	*
Wheelhouse : electric switch panel with circuit breakers, full engine instrumentation, fuel level gauge		*	*	*	*	*
Wheelhouse: electric switch panel with circuit breakers, full engine instrumentation, hydraulic steering system, gauge indicator, vernier button for trolling valve, full engine instrumentation	*					
Trolling valve: 75 hp						*
Trolling valve: 100 hp			*	*	*	
Trolling valve: 150 hp		*				
Trolling valve: 230 MerCruiser	*					

* Standard "O" Optional

Arvor boats are designed under the direction of Marine Power Europe by Jacek Centkowski, Naval Architect.

ARVOR
www.marinepower.com



The quality system of
Marine Power Europe Inc
is ISO 9001:2000 certified

Arvor is part of the family
BRUNSWICK

© M.P.E. 2005 PPH GB PRINTED IN BELGIUM 90-899023-06

Mercury Marine continuously explores means to improve the products it designs, manufactures and distributes. Changes to the specifications of its engines, boats and accessories are ongoing. Every effort is made to produce sales and service literature which is current. This brochure should not be regarded as a precise guide to the latest specifications. This brochure is also not an offer for sales of any particular engine, boat, or accessory. Distributors and dealers are not agents of Mercury Marine and they have no authority to bind Mercury Marine by any express undertaking or representation, including but not limited to representations of a product, sales, applications, or service nature.

Some pictures show optional equipment - check with your dealer for full details.